

Players: 2

Fraction Fun

Objective: This game provides practice with simple fractions.

Introduction

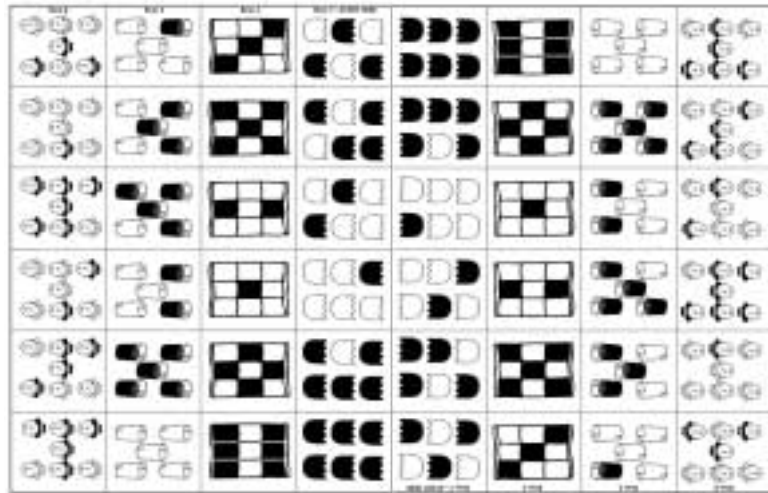
Have students use manipulatives to review fractions.

Assembling the Game

- 1 Duplicate and cut out the file-folder label and pocket on page 48. Glue the label onto the tab of a file folder. Tape the pocket on three sides to the outside front of the folder.
- 2 Duplicate and cut out the directions and answer key on page 49. When the game is not in use, store these items in the pocket on the front of the folder.

- 3 Make two copies of the game board on page 50. Glue them onto the inside of the file folder so that the pictures are facing the edges of the folder.

NOTE: This game requires paper and pencil for keeping score, two dice or number cubes (page 64), and two playing pieces (chips, colored squares of paper, beans, and so on).

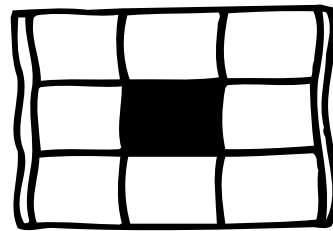





Extending the Game

- ☉ Snack time is a great opportunity to practice fractions. Cut various snack foods into halves, fourths, and so on to demonstrate simple fractions.

Fraction Fun

Fraction Fun





Fraction Fun

Directions for Play (for 2 players)

- 1 Players sit opposite each other and each chooses one side of the game board.
- 2 Players set a target point total that wins the game, such as 30 points.
- 3 Players each take one die and roll at the same time. Starting in the top row, players move their pieces to the right the number of spaces that they rolled. Each player looks at the fraction picture and names the fraction. For example, if one out of six flowers are colored, the player says, "One-sixth."
- 4 The player with the greatest fraction wins the round. The winner receives the number of points that he or she rolled on that turn. For example, if the player rolled a five, he or she records five points.
- 5 To start a new round, players move their pieces down a row and continue playing in the same way. Players should always be in the same row as each other. When players have completed all rows, they move back to the top row and continue playing.
- 6 The first player to reach the target point total wins.

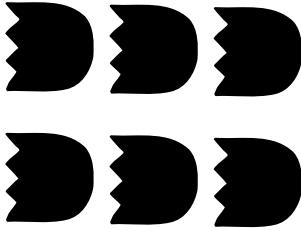

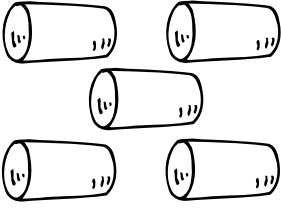

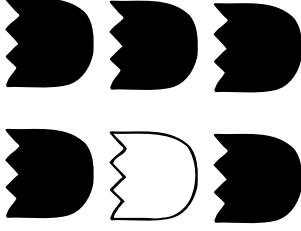

















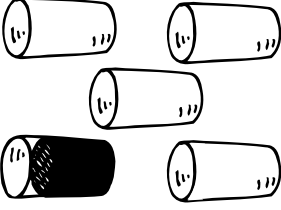



Answer Key

Row 1	$\frac{3}{6}$ or $\frac{1}{2}$	$\frac{4}{6}$ or $\frac{2}{3}$	$\frac{2}{6}$ or $\frac{1}{3}$	$\frac{1}{6}$	$\frac{5}{6}$	$\frac{6}{6}$ or 1
Row 2	$\frac{3}{9}$ or $\frac{1}{3}$	$\frac{5}{9}$	$\frac{2}{9}$	$\frac{1}{9}$	$\frac{4}{9}$	$\frac{6}{9}$ or $\frac{2}{3}$
Row 3	$\frac{1}{5}$	$\frac{3}{5}$	$\frac{4}{5}$	$\frac{2}{5}$	$\frac{5}{5}$ or 1	$\frac{0}{5}$ or 0
Row 4	$\frac{3}{7}$	$\frac{1}{7}$	$\frac{6}{7}$	$\frac{2}{7}$	$\frac{4}{7}$	$\frac{5}{7}$

Fraction Fun

Game Board

			
			
			
			
			
			
<p>Row 1—START HERE</p>	<p>Row 2</p>	<p>Row 3</p>	<p>Row 4</p>