

Curriculum Connections

A Butterfly Grows Up

Butterfly Life Cycle Help children review the stages of a monarch butterfly's life cycle with this art activity. Give each child a piece of construction paper measuring about 5 by 17 inches. Then have them follow these steps.

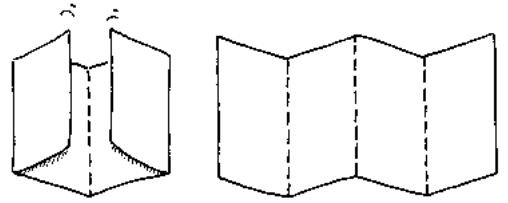


Bookshelf

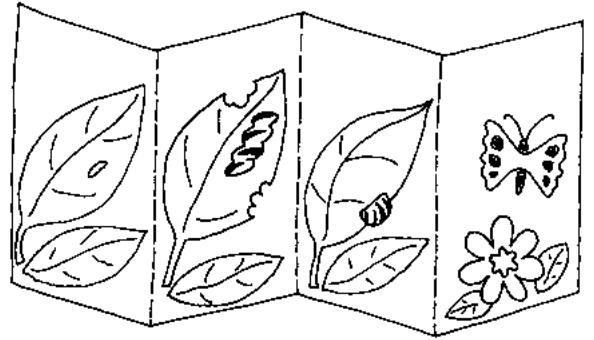
Though the text is for older children, the fabulous close-up photos of the monarch's life cycle and migration make

Monarchs by Kathryn Lasky (Harcourt Brace, 1993) a worthwhile addition to your classroom library.

1. Fold the paper in half, then open it up. Fold each half inward to the center crease, and then refold as necessary so that the pages fold back and forth along the creases like an accordion. Unfold the pages.




2. On the first page, glue on “milkweed leaves” made from green construction paper. Add a monarch “egg,” a single grain of rice.
3. On page 2, glue on a “caterpillar” made from tube- or spiral-shaped pasta that has been painted with yellow, black, and white stripes.
4. On page 3, glue on a “chrysalis” made from shell macaroni that has been painted green and dotted with tiny specks of yellow or gold paint. The chrysalis should hang from the underside of a leaf.
5. On the last page, the monarch emerges! Glue on a piece of bow-shaped pasta. Paint it with black and orange markings.

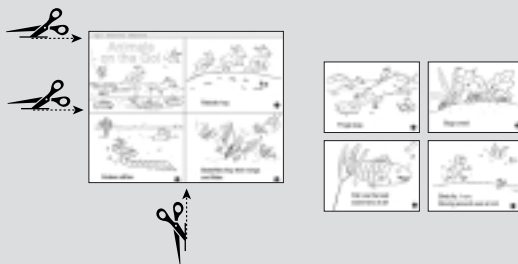


How to Make the Mini-Books

1. Copy the pages for the books on standard 8 1/2- by 11-inch paper, making single-sided copies.



2. Trim off the shaded edge of each page. Then cut apart the mini-book pages along the solid lines. You should have 8 pages (including the cover) for each book.

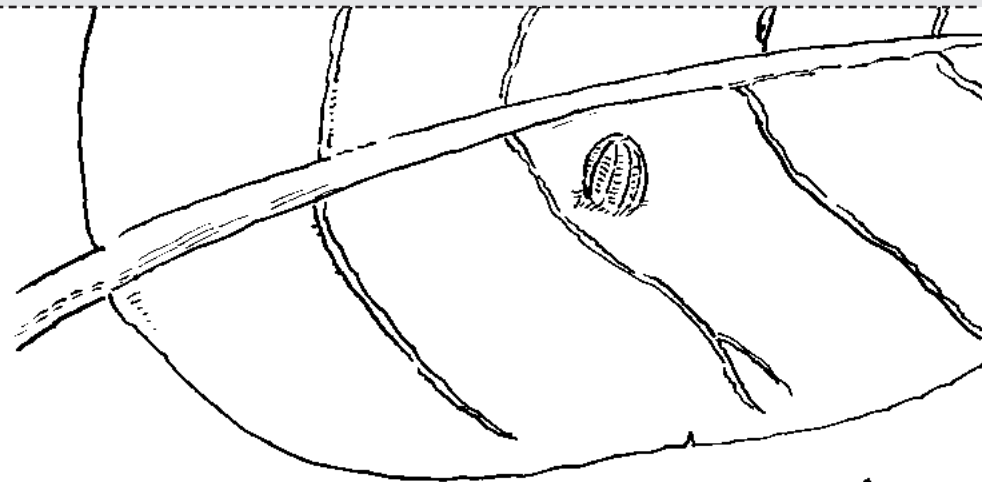


3. Put the pages in order with the cover on top. Staple the pages on the left side to make the book.





Una mariposa crece



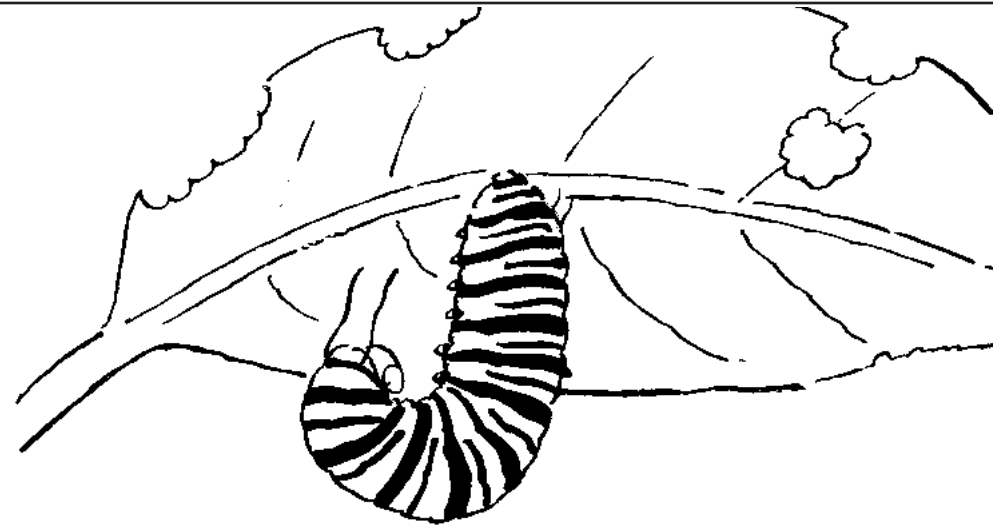
Al principio, soy un huevo chiquito. Dentro del huevo, me transformo en oruga.

1



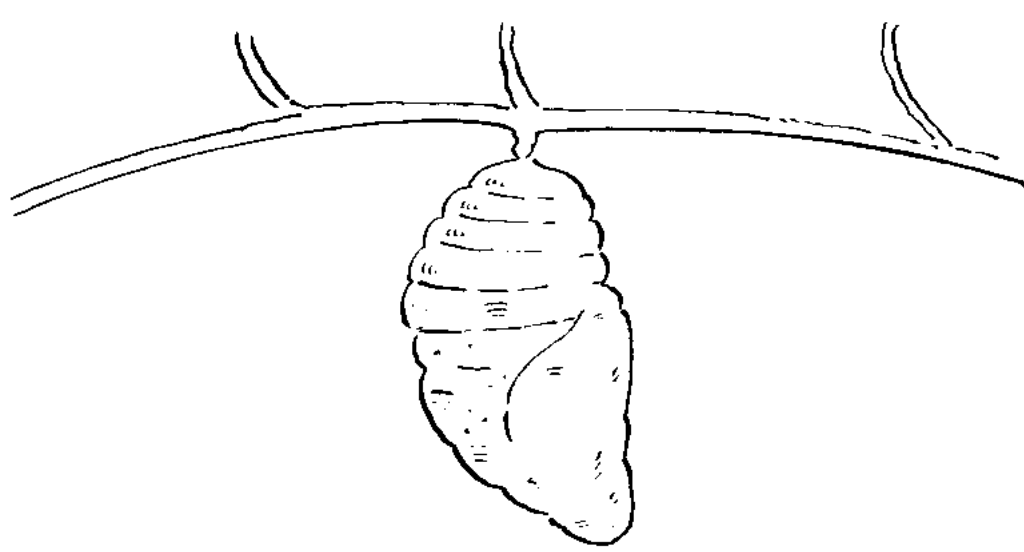
Cuando salgo del huevo como mucho y ¡crezco, crezco, crezco!

2



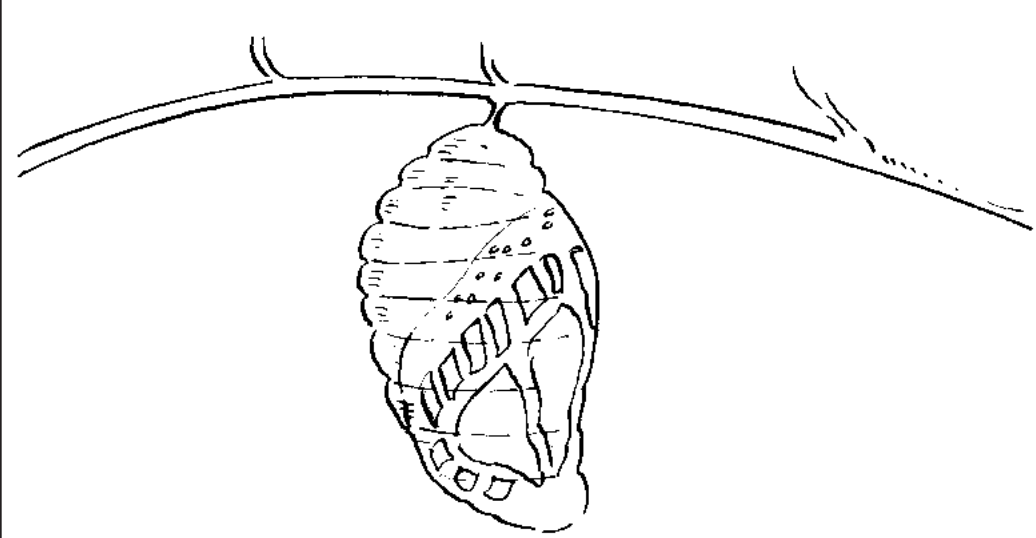
Luego me cuelgo de una hoja y me transformo en crisálida.

3



Dentro de la crisálida,
me transformo.

4




Cambio de colores.
Me crecen alas.

5



Y luego, ¿adivinen que pasa?

6



¡Soy un hermosa mariposa!

7