

Super-Easy Word Wall How-To's

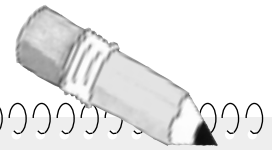


1. Duplicate the desired shape on a copying machine. For an attractive, sturdy cover consider copying the shape onto colored construction paper that best matches the theme and design of the word wall (e.g., orange for the Perky Pumpkin, pink for Pink Piggy Bank, etc.).

2. Use craft glue or rubber cement to mount the shape onto the front of a file-folder, being careful to align edges labeled “fold edge” and “folder opens here” with corresponding folder edges. Trim top of shape along dash lines.

3. Color and decorate the cover and label. (Look for specific Quickie Decorating Tips offered with each word wall model.)

4. Open the folder and use this space to copy the word wall title and then record vocabulary words related to the theme. For example, you might write the words *snowman*, *icicle*, *mittens*, etc. beneath the title “Our Winter Words.”

5. If you wish to offer students story starter suggestions, close the folder and glue the label reading “Our _____ Story Starters” to the top of the back cover. Use remaining space on this back cover to record more story starters suggested by you or your students.



Quickie Decorating Tips


Look to these tips for instant ideas to add sparkle to your designs! Short on time?

Parents unable to volunteer in the classroom may be eager to construct word walls with special decorative touches.

Weather Window



Glance out your window, then brainstorm a flurry of weather words together!



Suggested Word List

sun
sunny
clouds
cloudy
wind
windy
rain
rainy
snow
snowy
fog
foggy
humid
thermometer
temperature
meteorologist
hot
cold
cool
warm
umbrella
puddle

Cover Decorating Tip

- ▶ Invite kids to draw a different weather scene in each of the four window panes. For window curtains, pleat and staple fabric scraps along the top edges of the window. Tiny pieces of ribbon or yarn can serve as curtain tie-backs.

Story Starters

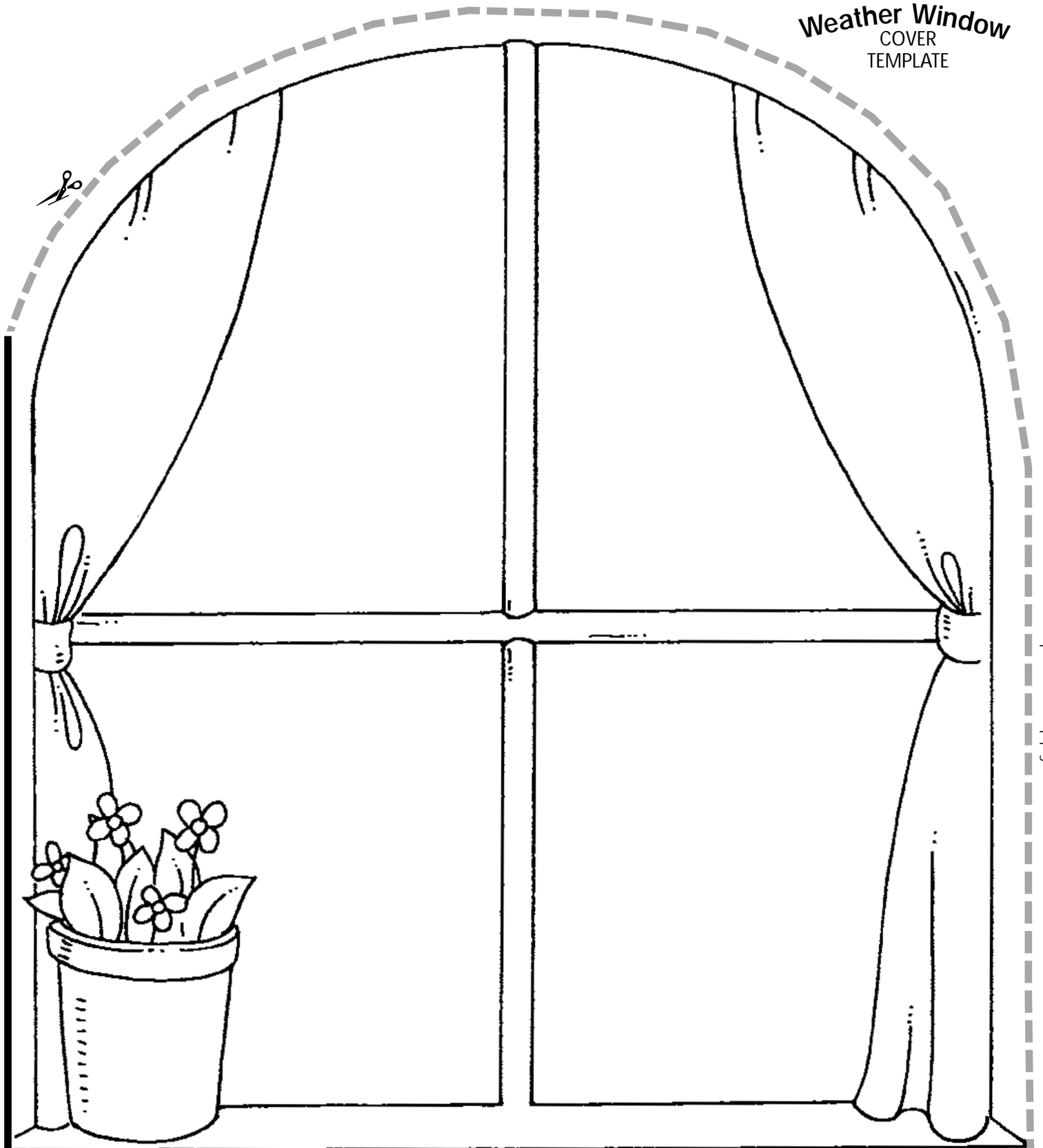
- ▶ Cut and paste your story starters onto the back of your word wall folder for instant writing ideas.



Our Weather Story Starters

- ☀ Tell about favorite things you do in different types of weather.
- ☀ Tell about a time you were not ready for a change in the weather.

Weather Window
COVER
TEMPLATE



fold edge

folder opens here

Our Weather Words