







Literacy Place Weekly Organizer

THE LITTLE RED ANT AND THE GREAT BIG CRUMB

	DAY 1	DAY 2	
<p>READ and Introduce Skills</p> <ul style="list-style-type: none"> • VOCABULARY • PHONICS • COMPREHENSION • LITERARY ELEMENT 	<p>BUILD BACKGROUND, ▲ ■ p. T17</p> <p>☑ VOCABULARY, ▲ ■ p. T18 Transparency 1, p. T19 Practice Book 1, p. 79</p> <p>☑ DAILY PHONICS: ▲ ■ r-Controlled Vowel /är/ar, p. T20 Practice Book 1, p. 80</p> <p>PREVIEW AND PREDICT, p. T22</p> <p>READ: ▲ * ■ ● <i>The Little Red Ant and the Great Big Crumb</i>, pp. T22–T31</p> <p>GENRE: Fable, p. T23</p> <p>☑ LITERARY ELEMENT: Plot, p. T25 </p>	<p>READ: ▲ ■ * <i>The Little Red Ant and the Great Big Crumb</i>, pp. T32–T47</p> <p>COMPREHENSION: Draw Conclusions, p. T35 Cause/Effect, p. T37</p> <p>☑ Sequence, p. T41</p> <p>☑ DAILY PHONICS: r-Controlled Vowel /är/ar, p. T39</p> <p>LITERARY ELEMENT: Character, p. T45</p>	
<p>WRITE and Respond</p> <ul style="list-style-type: none"> • GRAMMAR • USAGE • MECHANICS • SPELLING • WRITING 	<p>WRITING WORKSHOP: Introduce, p. T17</p> <p>JOURNAL: Make Predictions, p. T22</p> <p>QUICKWRITE: Predict, p. T31</p> <p>☑ SPELLING: Pretest: Words With ar, p. R4 Spelling Resource Book, p. 34</p> <p>☑ GRAMMAR, USAGE, MECHANICS: Teach/Model: Action Verbs, p. R6</p> <p>ORAL LANGUAGE, p. T31</p>	<p>WRITING WORKSHOP: Prewrite, p. T47 Practice Book 1, p. 82</p> <p>☑ SPELLING: Practice, p. R4 Spelling Resource Book, pp. 35–37</p> <p>☑ GRAMMAR, USAGE, MECHANICS: Practice, p. R6</p> <p>ORAL LANGUAGE, p. T47</p>	
<p>EXTEND SKILLS and Apply to Literature</p> <ul style="list-style-type: none"> • INTEGRATED LANGUAGE ARTS • LISTENING/SPEAKING/VIEWING • INTEGRATED CURRICULUM • GUIDED READING • INDEPENDENT READING 	<p>READ ALOUD, p. T31</p> <p>GUIDED READING, pp. R2–R3</p> <p>INTEGRATED CURRICULUM: Science, p. R8</p> <p>TRADE BOOKS</p> <ul style="list-style-type: none"> • <i>Lon Po Po</i> • <i>Chicken Sunday</i> 	<p>READ ALOUD, p. T47</p> <p>GUIDED READING, pp. R2–R3</p> <p>INTEGRATED CURRICULUM: The Arts, p. R9 Social Studies, p. R9 Math, p. R8</p> <p>TRADE BOOKS</p> <ul style="list-style-type: none"> • <i>Catwings Return</i> • <i>Turtle Watch</i> 	
<p>TECHNOLOGY and REAL-WORLD SKILLS</p>	<p> WORD PROCESSOR Expanding Vocabulary, T31</p>	<p> SMART PLACE CD-ROM Presentation Tools, T35</p> <p>WORKSHOP 1, pp. T111–T116</p>	




MODIFY INSTRUCTION

- INTERVENTION ▲ ESL/ELD ■ EXTRA HELP
- * GIFTED & TALENTED ☑ = TESTED SKILL

	DAY 3	DAY 4	DAY 5
	<p>READ: ▲ ■ "Who Pulled the Plug in My Ant Farm?" pp. T48–T49</p> <p>GENRE: Humorous Poetry, p. T49</p> <p>☑ LITERARY ELEMENT: ▲ ■ Plot, p. T52 Transparency 2 Practice Book 1, pp. 85–87</p> <p>☑ INTERVENTION, ● p. T54 Daily Phonics: Words With /ar/ar ☑ Literary Element: Plot ☑ Fluency: Echo Reading</p>	<p>LITERATURE CONNECTION: <i>The Little Red Ant and the Great Big Crumb</i>, p. T56</p> <p>☑ REVIEW VOCABULARY, p. T58</p> <p>☑ DAILY PHONICS: r-Controlled Vowel /ar/ar, p. T59</p>	<p>READING ASSESSMENT: Selection Test, p. T62</p> <p>MODIFYING ASSESSMENT, p. T62 ESL/ELD: Vocabulary Extra Help: Literary Element</p> <p>PERFORMANCE-BASED ASSESSMENT: One-Minute Fluency, p. T63 ☑ Conference, p. T63</p> <p>☑ DAILY PHONICS: Dictation, p. T63</p>
	<p>RESPOND: ▲ ■ Think About Reading, p. T50 Write a Letter to the Artist, p. T51 Practice Book 1, p. 83</p> <p>☑ SPELLING: Write/Proofread, p. R5 Spelling Resource Book, p. 38</p> <p>☑ GRAMMAR, USAGE, MECHANICS: Practice, p. R7 Practice Book 1, p. 84</p> <p>ORAL LANGUAGE, p. T51</p>	<p>WRITING WORKSHOP: Plot Summary, p. T56</p> <p>WRITER'S CRAFT: Arrange Details, p. T57 Transparency 3 Practice Book 1, p. 82</p> <p>☑ SPELLING: Review, p. R5 Spelling Resource Book, p. 200</p> <p>☑ GRAMMAR, USAGE, MECHANICS: Apply, p. R7</p> <p>ORAL LANGUAGE, p. T57</p>	<p>WRITING ASSESSMENT, p. T64 Student Model Students' Writing Rubric</p> <p>☑ SPELLING: Posttest, p. R5 Spelling Resource Book, p. 202</p> <p>☑ GRAMMAR, USAGE, MECHANICS: Assess, p. R7</p> <p>ORAL LANGUAGE, p. T64</p>
	<p>RESPOND: Literature Circle, p. T51</p> <p>READ ALOUD, p. T55</p> <p>GUIDED READING, pp. R2–R3</p> <p>OPTIONAL MATERIALS, ● p. T55 Phonics Chapter Book #4: <i>The Case of the Missing Monkeys</i> <i>The Little Red Ant and the Great Big Crumb</i> audiocassette</p>	<p>READ ALOUD, p. T61</p> <p>GUIDED READING, pp. R2–R3</p> <p>EXPAND VOCABULARY: Synonyms for <i>Shout</i>, p. T58</p> <p>STUDY SKILLS: Taking the Test, pp. T60–T61 Practice Book 1, p. 89</p>	<p>READ ALOUD, p. T66</p> <p>GUIDED READING, pp. R2–R3</p> <p>INTEGRATED LANGUAGE ARTS: Create a Reader's Theater, p. T65 Listen to More Fables, p. T65 Role-Play Animals, p. T66 Describe Animal Homes, p. T66</p>
	<p> AUDIO Speaking Skills, p. T51</p> <p>WORKSHOP 1, pp. T111–T116</p>	<p> SCHOLASTIC NETWORK Test-Taking Skills, T61</p> <p>WORKSHOP 1, pp. T111–T116</p>	<p> SCHOLASTIC NETWORK Study Skills, T66</p> <p>WORKSHOP 1, pp. T111–T116</p>





Literacy Place Weekly Organizer

The Book of Think

	DAY 1	DAY 2	
<p>READ and Introduce Skills</p> <ul style="list-style-type: none"> • VOCABULARY • PHONICS • COMPREHENSION • LITERARY ELEMENT 	<p>BUILD BACKGROUND, ▲ p. T73</p> <p>☑ VOCABULARY, ▲ ■ p. T74 Transparency 4 Practice Book 1, p. 90</p> <p>☑ DAILY PHONICS: ▲ Homographs, p. T76 Practice Book 1, p. 91</p> <p>PREVIEW AND PREDICT, p. T78</p> <p>READ: ▲ * ■ <i>The Book of Think</i>, pp. T78–T83</p> <p>☑ COMPREHENSION: Problem/Solution, p. T81 </p>	<p>READ: ▲ * ■ <i>The Book of Think</i>, pp. T84–T86 “Flying Fish, Swimming Birds,” p. T87 <i>Stories to Solve</i>, pp. T88–T93</p> <p>☑ DAILY PHONICS: Homographs, p. T85</p> <p>GENRE: Folk Tale, p. T89</p> <p>☑ COMPREHENSION: Read Across Texts, p. T91</p>	
<p>WRITE and Respond</p> <ul style="list-style-type: none"> • GRAMMAR • USAGE • MECHANICS • SPELLING • WRITING 	<p>WRITING WORKSHOP: Introduce, p. T73</p> <p>JOURNAL: Make Predictions, p. T78</p> <p>☑ SPELLING: Pretest: Words With <i>ear</i>, p. R12 Spelling Resource Book, p. 39</p> <p>☑ GRAMMAR, USAGE, MECHANICS: Teach/Model: Present- and Past-Tense Verbs, p. R14</p> <p>ORAL LANGUAGE: p. T83</p>	<p>WRITING WORKSHOP: Prewrite, p. T93</p> <p>☑ SPELLING: Practice, p. R12 Spelling Resource Book, pp. 40–42</p> <p>☑ GRAMMAR, USAGE, MECHANICS: Practice, p. R14</p> <p>ORAL LANGUAGE: p. T93</p>	
<p>EXTEND SKILLS and Apply to Literature</p> <ul style="list-style-type: none"> • INTEGRATED LANGUAGE ARTS • LISTENING/SPEAKING/VIEWING • INTEGRATED CURRICULUM • GUIDED READING • INDEPENDENT READING 	<p>READ ALOUD, p. T83</p> <p>GUIDED READING, pp. R10–R11</p> <p>INTEGRATED CURRICULUM: The Arts, p. R17 Science, p. R16 Math, p. R16</p> <p>TRADE BOOKS</p> <ul style="list-style-type: none"> • <i>Lon Po Po</i> • <i>Chicken Sunday</i> 	<p>READ ALOUD, p. T93</p> <p>GUIDED READING, pp. R10–R11</p> <p>INTEGRATED CURRICULUM: Social Studies, p. R17</p> <p>TRADE BOOKS</p> <ul style="list-style-type: none"> • <i>Catwings Return</i> • <i>Turtle Watch</i> 	
<p>TECHNOLOGY and REAL-WORLD SKILLS</p>	<p> SMART PLACE CD-ROM Comprehension Skills, p. T83</p> <p>WORKSHOP 1, pp. T111–T116</p>	<p> WORD PROCESSING/ART PROGRAM Organizing Information, p. T93</p> <p>WORKSHOP 1, pp. T111–T116</p>	




MODIFY INSTRUCTION

- INTERVENTION ▲ ESL/ELD ■ EXTRA HELP
- * GIFTED AND TALENTED ☑ = TESTED SKILL

	DAY 3	DAY 4	DAY 5
	<p>REREAD: <i>The Book of Think</i></p> <p>☑ COMPREHENSION: ▲ ■ Problem/Solution, p. T96 Transparency 5 Practice Book 1, pp. 95–97</p> <p>☑ INTERVENTION, ● p. T98 Daily Phonics: Homographs ☑ Comprehension: Problem/Solution Fluency: Paired Reading</p>	<p>LITERATURE CONNECTION: “Stories to Solve,” p. T100</p> <p>REVIEW VOCABULARY, p. T102</p> <p>☑ DAILY PHONICS: Homographs, p. T103</p>	<p>READING ASSESSMENT: Selection Test, p. T106</p> <p>MODIFYING ASSESSMENT, p. T106 ESL/ELD: Vocabulary Extra Help: Problem Solving</p> <p>PERFORMANCE-BASED ASSESSMENT: One-Minute Fluency, p. T107 Conference, p. T107</p> <p>☑ DAILY PHONICS: Dictation, p. T107</p>
	<p>RESPOND: ▲ Think About Reading, p. T94 Write an Advice Column, p. T95 Practice Book 1, p. 93</p> <p>☑ SPELLING: Write/Proofread, p. R13 Spelling Resource Book, p. 43</p> <p>☑ GRAMMAR, USAGE, MECHANICS: Practice, p. R15 Practice Book 1, p. 94</p> <p>ORAL LANGUAGE: p. T95</p>	<p>WRITING WORKSHOP: Folk Tale Riddle Story, p. T100 Writer’s Craft: Avoid Unnecessary Words, p. T101 Transparency 6 Practice Book 1, p. 92</p> <p>☑ SPELLING: Review, p. R13 Spelling Resource Book, p. 200</p> <p>☑ GRAMMAR, USAGE, MECHANICS: Apply, p. R15</p> <p>ORAL LANGUAGE: p. T101</p>	<p>WRITING ASSESSMENT, p. T108 Student Model Students’ Writing Rubric</p> <p>☑ SPELLING: Posttest, p. R13 Spelling Resource Book, p. 202</p> <p>☑ GRAMMAR, USAGE, MECHANICS: Assess, p. R15</p> <p>ORAL LANGUAGE: p. T108</p>
	<p>RESPOND: Literature Circle, p. T95</p> <p>READ ALOUD, p. T99</p> <p>GUIDED READING, pp. R10–R11</p> <p>OPTIONAL MATERIALS, ● p. T99 WiggleWorks: <i>Amelia and the Grasshopper</i> <i>The Book of Think audiocassette</i></p>	<p>READ ALOUD, p. T105</p> <p>GUIDED READING, pp. R10–R11</p> <p>EXPAND VOCABULARY: Words with the Same Base, p. T102</p> <p>STUDY SKILLS: Graphic Aids: Diagrams, pp. T104–T105 Practice Book 1, p. 99</p>	<p>READ ALOUD, p. T110</p> <p>GUIDED READING, pp. R10–R11</p> <p>INTEGRATED LANGUAGE ARTS: Make a Visual Class Riddles Book, p. T109 Picture and Caption Story, p. T109 Make “Moving” Pictures, p. T110 Match Cause and Effect, p. T110</p>
	<p> SMART PLACE CD-ROM Speaking Skills, p. T95</p> <p>WORKSHOP 1, pp. T111–T116</p>	<p> WORD PROCESSING Writing Skills, p. T100</p> <p> SMART PLACE CD-ROM Viewing Skills, p. T105</p> <p>WORKSHOP 1, pp. T111–T116</p>	<p> SMART PLACE CD-ROM Presentation Skills, p. T109</p> <p>WORKSHOP 1, pp. T111–T116</p>





Literacy Place Weekly Organizer

Dragon in the Rocks

	DAY 1	DAY 2	
<p>READ and Introduce Skills</p> <ul style="list-style-type: none"> • VOCABULARY • PHONICS • COMPREHENSION • LITERARY ELEMENT 	<p>BUILD BACKGROUND, ▲ ■ p. T123</p> <p><input checked="" type="checkbox"/> VOCABULARY, ▲ ■ p. T124 Transparency 7 Practice Book 1, p. 102</p> <p><input checked="" type="checkbox"/> DAILY PHONICS: ▲ ■ Closed Syllables, pp. T126–127 Practice Book 1, p. 103</p> <p>PREVIEW AND PREDICT, p. T128</p> <p>READ: ▲ * ■ <i>Dragon in the Rocks</i>, pp. T128–T135</p> <p>GENRE: Historical Fiction, p. T129</p> <p><input checked="" type="checkbox"/> COMPREHENSION: Steps in a Process, p. T130 </p>	<p>READ: ▲ * ■ <i>Dragon in the Rocks</i>, pp. T136–T148 "The Steam Shovel," p. T149</p> <p>LITERARY ELEMENT Setting, p. T137</p> <p><input checked="" type="checkbox"/> CONTEXT CLUES: Unfamiliar Words, p. T139</p> <p>LITERARY ELEMENT: Plot, p. T145</p> <p><input checked="" type="checkbox"/> DAILY PHONICS: Closed Syllables, p. T147</p>	
<p>WRITE and Respond</p> <ul style="list-style-type: none"> • GRAMMAR • USAGE • MECHANICS • SPELLING • WRITING 	<p>WRITING WORKSHOP, p. T123</p> <p>JOURNAL: Make Predictions, p. T128</p> <p>QUICKWRITE: Set a Purpose, p. T135</p> <p><input checked="" type="checkbox"/> SPELLING: Pretest: Words With <i>c</i> or <i>k</i>, p. R20 Spelling Resource Book, p. 44</p> <p><input checked="" type="checkbox"/> GRAMMAR, USAGE, MECHANICS: Teach/Model: The Verb <i>Be</i>, R22</p> <p>ORAL LANGUAGE, p. T135</p>	<p>WRITING WORKSHOP, p. T149</p> <p><input checked="" type="checkbox"/> SPELLING: Practice, p. R20 Spelling Resource Book, pp. 45–47</p> <p><input checked="" type="checkbox"/> GRAMMAR, USAGE, MECHANICS: Practice, p. R22</p> <p>ORAL LANGUAGE, p. T149</p>	
<p>EXTEND SKILLS and Apply to Literature</p> <ul style="list-style-type: none"> • INTEGRATED LANGUAGE ARTS • LISTENING/SPEAKING/VIEWING • INTEGRATED CURRICULUM • GUIDED READING • INDEPENDENT READING 	<p>READ ALOUD, p. T135</p> <p>GUIDED READING, pp. R18–R19</p> <p>TRADE BOOKS</p> <ul style="list-style-type: none"> • <i>Lon Po Po</i> • <i>Chicken Sunday</i> 	<p>READ ALOUD, p. T149</p> <p>GUIDED READING, pp. R18–R19</p> <p>INTEGRATED CURRICULUM: The Arts, p. R25 Math, p. R24 Science, p. R24 Social Studies, p. R25</p> <p>TRADE BOOKS</p> <ul style="list-style-type: none"> • <i>Catwings Return</i> • <i>Turtle Watch</i> 	
<p>TECHNOLOGY and REAL-WORLD SKILLS</p>	<p> SCHOLASTIC NETWORK Finding the Facts, p. T135</p>	<p> SMART PLACE CD-ROM Writing Skills, p. T149</p> <p>WORKSHOP 2, pp. T217–T222</p>	




MODIFY INSTRUCTION

- INTERVENTION ▲ ESL/ELD ■ EXTRA HELP
- * GIFTED & TALENTED ☑ = TESTED SKILL

	DAY 3	DAY 4	DAY 5
	<p>REREAD: <i>Dragon in the Rocks</i></p> <p>☑ COMPREHENSION: ▲ ■ Steps in a Process, p. T152 Transparency 8 Practice Book 1, p. 108</p> <p>☑ CONTEXT CLUES: Unfamiliar Words, p. T154 Transparency 9 Practice Book 1, pp. 109, 111, 112</p> <p>INTERVENTION, ● p. T156</p> <p>☑ Daily Phonics: Closed Syllables</p> <p>☑ Comprehension: Steps in a Process</p> <p>☑ Fluency: Paired Reading</p>	<p>LITERATURE CONNECTION: <i>Dragon in the Rocks</i>, p. T158</p> <p>☑ REVIEW VOCABULARY, p. T160</p> <p>☑ DAILY PHONICS: Closed Syllables, p. T161</p>	<p>READING ASSESSMENT, Selection Test, p. T164</p> <p>MODIFYING ASSESSMENT, p. T164 ESL/ELD: Vocabulary Extra Help: Comprehension</p> <p>PERFORMANCE-BASED ASSESSMENT: One-Minute Fluency, p. T165 Conference, p. T165</p> <p>☑ DAILY PHONICS: Dictation, p. T165</p>
	<p>RESPOND: ▲ Think About Reading, T150 Write A Poem, p. T151 Practice Book 1, p. 106</p> <p>☑ SPELLING: Write/Proofread, p. R21 Spelling Resource Book, p. 48</p> <p>☑ GRAMMAR, USAGE, MECHANICS: Practice, p. R23 Practice Book 1, p. 107</p> <p>ORAL LANGUAGE, p. T151</p>	<p>WRITING WORKSHOP News Report, p. T158 Writer's Craft: 5Ws and How, p. T159 Transparency 10 Practice Book 1, p. 105</p> <p>☑ SPELLING: Review: p. R21 Spelling Resource Book, p. 200</p> <p>☑ GRAMMAR, USAGE, MECHANICS: Apply, p. R23</p> <p>ORAL LANGUAGE, p. T159</p>	<p>WRITING ASSESSMENT, p. T166 Student Model Students' Writing Rubric</p> <p>☑ SPELLING: Posttest, p. R21 Spelling Resource Book, p. 202</p> <p>☑ GRAMMAR, USAGE, MECHANICS: Assess, p. R23</p> <p>ORAL LANGUAGE, p. T166</p>
	<p>RESPOND, Literature Circle p. T151</p> <p>READ ALOUD, p. T157</p> <p>GUIDED READING, pp. R18–R19</p> <p>OPTIONAL MATERIALS, p. T157 Sprint Plus: <i>Keep the Lights Burning Abbie</i> <i>Dragon in the Rocks audiocassette</i></p>	<p>READ ALOUD, p. T163</p> <p>GUIDED READING, pp. R18–R19</p> <p>EXPAND VOCABULARY: Fossil Concepts, p. T160</p> <p>ORAL LANGUAGE: Group Discussion, pp. T162–T163 Practice Book 1, p. 114</p>	<p>READ ALOUD, p. T168</p> <p>GUIDED READING, pp. R18–R19</p> <p>INTEGRATED LANGUAGE ARTS: Write an Editorial, p. T167 Write Step-by-Step Directions, p. T167 Interview Mary Anning, p. T168 Chart Dinosaur Data, p. T168</p>
	<p> SMART PLACE CD-ROM Presentation Tools, p. T151</p> <p>WORKSHOP 2, pp. T217–T222</p>	<p> WORD PROCESSING Writing Skills, p. T159</p> <p> WORKSHOP 2, pp. T217–T222</p>	<p> WORD PROCESSING Organizing Information, p. T167</p> <p>WORKSHOP 2, pp. T217–T222</p>





Literacy Place Weekly Organizer

Up Goes the Skyscraper!

	DAY 1	DAY 2	
<p>READ and Introduce Skills</p> <ul style="list-style-type: none"> • VOCABULARY • PHONICS • COMPREHENSION • LITERARY ELEMENT 	<p>BUILD BACKGROUND, ▲ p. T175</p> <p><input checked="" type="checkbox"/> VOCABULARY, ▲ ■ p. T176 Transparency 11, p. T177 Practice Book, p. 115</p> <p><input checked="" type="checkbox"/> DAILY PHONICS: ▲ ■ Suffixes <i>-er, -or</i>, p. T178 Practice Book 1, p. 116</p> <p>PREVIEW AND PREDICT, p. T180</p> <p>READ: ▲ * ■ <i>Up Goes the Skyscraper!</i>, pp. T180–T187</p> <p>GENRE: Nonfiction, p. T181</p> <p><input checked="" type="checkbox"/> COMPREHENSION SKILL:  Main Idea/Details, p. T183</p>	<p>READ: ▲ * ■ <i>Up Goes the Skyscraper!</i>, pp. T188–T195</p> <p>AUTHOR'S CRAFT: Metaphor, p. T189</p> <p><input checked="" type="checkbox"/> DAILY PHONICS: Suffixes <i>-er, -or</i>, p. T191</p> <p><input checked="" type="checkbox"/> COMPREHENSION: Categorize Information, p. T193</p>	
<p>WRITE and Respond</p> <ul style="list-style-type: none"> • GRAMMAR • USAGE • MECHANICS • SPELLING • WRITING 	<p>WRITING WORKSHOP: Introduce, p. T175</p> <p>JOURNAL: Prediction, p. T180</p> <p>QUICKWRITE: Purpose, p. T187</p> <p><input checked="" type="checkbox"/> SPELLING: Pretest: Words With <i>s</i> or <i>c</i>, p. R28 Spelling Resource Book, p. 49</p> <p><input checked="" type="checkbox"/> GRAMMAR, USAGE, MECHANICS: Teach/Model: Main and Helping Verbs, p. R30</p> <p>ORAL LANGUAGE, p. T187</p>	<p>WRITING WORKSHOP: Prewrite, p. T195</p> <p><input checked="" type="checkbox"/> SPELLING: Practice, p. R28 Spelling Resource Book, pp. 50–52</p> <p><input checked="" type="checkbox"/> GRAMMAR, USAGE, MECHANICS: Practice, p. R30</p> <p>ORAL LANGUAGE, p. T195</p>	
<p>EXTEND SKILLS and Apply to Literature</p> <ul style="list-style-type: none"> • INTEGRATED LANGUAGE ARTS • LISTENING/SPEAKING/VIEWING • INTEGRATED CURRICULUM • GUIDED READING • INDEPENDENT READING 	<p>READ ALOUD, p. T187</p> <p>GUIDED READING, pp. R26–R27</p> <p>TRADE BOOKS</p> <ul style="list-style-type: none"> • <i>Lon Po Po</i> • <i>Chicken Sunday</i> 	<p>READ ALOUD, p. T195</p> <p>GUIDED READING, pp. R26–R27</p> <p>INTEGRATED CURRICULUM: Science, p. R32 The Arts, p. R33 Math, p. R32</p> <p>TRADE BOOKS</p> <ul style="list-style-type: none"> • <i>Catwings Return</i> • <i>Turtle Watch</i> 	
<p>TECHNOLOGY and REAL-WORLD SKILLS</p>	<p> SCHOLASTIC NETWORK Build Background, p. T183</p> <p>WORKSHOP 2, pp. T217–T222</p>	<p> WORD PROCESSING Phonics, p. T191</p> <p>WORKSHOP 2, pp. T217–T222</p>	




MODIFY INSTRUCTION

- INTERVENTION ▲ ESL/ELD ■ EXTRA HELP
- * GIFTED AND TALENTED ☑ = TESTED SKILL

	DAY 3	DAY 4	DAY 5
	<p>READ: ▲ * ■ "Jack Catlin Architect," pp. T196–T199</p> <p>TEXT STRUCTURE: Sidebar, p. T197 Interview, p. T199</p> <p>☑ COMPREHENSION: ▲ ■ Main Idea/Details, p. T202 Transparency 12 Practice Book 1, pp. 121–123</p> <p>INTERVENTION, ● p. T204 Daily Phonics: Suffixes <i>-er, -or</i> Comprehension: Main Idea/Details Fluency: Repeated Readings</p>	<p>LITERATURE CONNECTION: <i>Up Goes the Skyscraper!</i>, p. T206</p> <p>REVIEW VOCABULARY, p. T208</p> <p>☑ DAILY PHONICS: Suffixes <i>-er, -or</i>, p. T209</p>	<p>READING ASSESSMENT: Selection Test, p. T212</p> <p>MODIFYING ASSESSMENT, p. T212 ESL/ELD: Vocabulary Extra Help: Comprehension</p> <p>PERFORMANCE-BASED ASSESSMENT: One-Minute Fluency, p. T213 Conference, p. T213</p> <p>☑ DAILY PHONICS: Dictation, p. T213</p>
	<p>RESPOND: ▲ * Think About Reading, p. T200 Write a Flyer, p. T201 Practice Book 1, p. 119</p> <p>☑ SPELLING: Write/Proofread, p. R29 Spelling Resource Book, p. 53</p> <p>☑ GRAMMAR, USAGE, MECHANICS: Practice, p. R31 Practice Book 1, p. 120</p> <p>ORAL LANGUAGE, p. T201</p>	<p>WRITING WORKSHOP: Eyewitness Account, p. T206 Writer's Craft: Main Idea and Details, p. T207 Practice Book 1, p. 117</p> <p>☑ SPELLING: Review, p. R29 Spelling Resource Book, p. 200</p> <p>☑ GRAMMAR, USAGE, MECHANICS: Apply, p. R31</p> <p>ORAL LANGUAGE, p. T207</p>	<p>WRITING ASSESSMENT, p. T214 Student Model Students' Writing Rubric</p> <p>☑ SPELLING: Posttest, p. R29 Spelling Resource Book, p. 202</p> <p>☑ GRAMMAR, USAGE, MECHANICS: Assess, p. R31</p> <p>ORAL LANGUAGE, p. T214</p>
	<p>RESPOND: Literature Circle, p. T201</p> <p>READ ALOUD, p. T205</p> <p>GUIDED READING, pp. R26–R27</p> <p>INTEGRATED CURRICULUM: Social Studies, p. R33</p> <p>OPTIONAL MATERIALS, ● p. T205 Phonics Chapter Book #18: <i>It's a Great Job!</i> <i>Up Goes the Skyscraper!</i> audiocassette</p>	<p>READ ALOUD, p. T211</p> <p>GUIDED READING, pp. R26–R27</p> <p>EXPAND VOCABULARY: Words With <i>Super</i>, p. T208</p> <p>☑ STUDY SKILLS: Reading Nonfiction, pp. T210–T211 Practice Book 1, p. 125</p>	<p>READ ALOUD, p. T216</p> <p>GUIDED READING, pp. R26–R27</p> <p>INTEGRATED LANGUAGE ARTS: Build a Glossary, p. T215 A High-Rise Tale, p. T215 Write a Job Description, p. T216 Write Real Estate Ad Copy, p. T216</p>
	<p> SMART PLACE CD-ROM Presentation Tools, p. T201</p> <p>WORKSHOP 2, pp. T217–T222</p>	<p> SMART PLACE CD-ROM Study Skills, p. T211</p> <p> WORKSHOP 2, pp. T217–T222</p>	<p> WORD PROCESSING Expanding Vocabulary, p. T215</p> <p>WORKSHOP 2, pp. T217–T222</p>





Literacy Place Weekly Organizer

A Picture Book of Thomas Alva Edison

	DAY 1	DAY 2	
<p>READ and Introduce Skills</p> <ul style="list-style-type: none"> • PHONICS • VOCABULARY • COMPREHENSION • LITERARY ELEMENT 	<p>BUILD BACKGROUND, ▲ p. T229</p> <p>☑ VOCABULARY, ▲ ■ p. T230 Transparency 14 Practice Book 1, p. 128</p> <p>☑ DAILY PHONICS: ▲ * Suffixes -ly, -y, pp. T232-T233 Practice Book 1, p. 129</p> <p>PREVIEW AND PREDICT, p. T234</p> <p>READ: ▲ * ■ <i>A Picture Book of Thomas Alva Edison</i>, pp. T234-T243</p> <p>☑ GENRE: Biography, p. T235</p> <p>☑ COMPREHENSION: Summarize, p. T237 </p>	<p>READ: ▲ * ■ <i>A Picture Book of Thomas Alva Edison</i>, pp. T244-T259</p> <p>☑ DAILY PHONICS: Suffixes -ly, -y, p. T245</p> <p>COMPREHENSION: Main Idea-Details, p. T247 Cause/Effect, p. T253 Distinguish Between Important and Unimportant Information, p. T255 Practice Book 1, p. 130</p> <p>☑ LITERARY ELEMENT: Character, p. T249</p> <p>CONTEXT CLUES: Multiple/Meaning Words, p. T257</p>	
<p>WRITE and Respond</p> <ul style="list-style-type: none"> • GRAMMAR • USAGE • MECHANICS • SPELLING • WRITING 	<p>WRITING WORKSHOP Introduce: p. T229</p> <p>JOURNAL: Make Predictions p. T234</p> <p>☑ SPELLING: Pretest: Words With <i>ck</i> or <i>k</i>, p. R36 Spelling Resource Book, p. 54</p> <p>☑ GRAMMAR, USAGE, MECHANICS: Teach/Model: Linking Verbs, p. R38</p> <p>ORAL LANGUAGE, p. T243</p>	<p>WRITING WORKSHOP: Prewrite, p. T259 Practice Book 1, p. 131</p> <p>☑ SPELLING: Practice, p. R36 Spelling Resource Book, pp. 55-57</p> <p>☑ GRAMMAR, USAGE, MECHANICS: Practice, p. R38</p> <p>ORAL LANGUAGE, p. T259</p>	
<p>EXTEND SKILLS and Apply to Literature</p> <ul style="list-style-type: none"> • INTEGRATED LANGUAGE ARTS • LISTENING/SPEAKING/VIEWING • INTEGRATED CURRICULUM • GUIDED READING • INDEPENDENT READING 	<p>READ ALOUD, p. T243</p> <p>GUIDED READING, pp. R34-R35</p> <p>TRADE BOOKS</p> <ul style="list-style-type: none"> • <i>Lon Po Po</i> • <i>Chicken Sunday</i> 	<p>READ ALOUD, p. T259</p> <p>GUIDED READING, pp. R34-R35</p> <p>INTEGRATED CURRICULUM: Science, p. R40 Social Studies, p. R41 The Arts, p. R41 Math, p. R40</p> <p>TRADE BOOKS</p> <ul style="list-style-type: none"> • <i>Catwings Return</i> • <i>Turtle Watch</i> 	
<p>TECHNOLOGY and REAL-WORLD SKILLS</p>	<p> SCHOLASTIC NETWORK Finding the Facts, p. T237</p>	<p> SMART PLACE CD-ROM Comprehension Skills, p. T245</p> <p>PROJECT, pp. T288-T295</p>	

MODIFY INSTRUCTION

- INTERVENTION ▲ ESL/ELD ■ EXTRA HELP
- * GIFTED & TALENTED ☑ = TESTED SKILL

	DAY 3	DAY 4	DAY 5
	<p>READ: ▲ * ■ "What's the Scoop?" pp. T260-T263</p> <p>TEXT STRUCTURE: Entry Form, p. T261 Inventor's Log, p. T263</p> <p>☑ COMPREHENSION: ▲ ■ Summarize, p. T266 Transparency 15 Practice Book 1, pp. 134-136</p> <p>INTERVENTION, ● p. T268 Daily Phonics: Suffixes -y, -ly Comprehension: Summarize Fluency: Choral Reading</p>	<p>LITERATURE CONNECTION: <i>A Picture Book of Thomas Alva Edison</i>, p. 270</p> <p>☑ REVIEW VOCABULARY, p. T272</p> <p>☑ DAILY PHONICS: ▲ * Suffixes -ly, -y, p. T273 Practice Book 1, p. 137</p>	<p>READING ASSESSMENT: Selection Test, p. T276</p> <p>MODIFYING ASSESSMENT, p. T276 ESL/ELD: Vocabulary Extra Help: Comprehension</p> <p>PERFORMANCE-BASED ASSESSMENT: One-Minute Fluency, p. T277 Conference, p. T277</p> <p>☑ DAILY PHONICS: Dictation, p. T277</p>
	<p>RESPOND: ▲ * Think About Reading, p. T264 Write a Newspaper Advertisement, p. T265 Practice Book 1, p. 132</p> <p>☑ SPELLING: Write/Proofread, p. R37 Spelling Resource Book, p. 58</p> <p>☑ GRAMMAR, USAGE, MECHANICS: Practice, p. R39 Practice Book 1, p. 133</p> <p>ORAL LANGUAGE, p. T265</p>	<p>WRITING WORKSHOP: Persuasive Essay, p. T270 Writer's Craft: Opinion and Supporting Arguments, p. T271 Transparency 16 Practice Book 1, p. 131</p> <p>☑ SPELLING: Study/Review, p. R37 Spelling Resource Book, p. 200</p> <p>☑ GRAMMAR, USAGE, MECHANICS: Apply, p. R39</p> <p>ORAL LANGUAGE, p. T271</p>	<p>WRITING ASSESSMENT, p. T278 Student Model Students' Writing Rubric</p> <p>☑ SPELLING: Posttest, p. R37 Spelling Resource Book, p. 202</p> <p>☑ GRAMMAR, USAGE, MECHANICS: Assess, p. R39</p> <p>ORAL LANGUAGE, p. T278</p>
	<p>RESPOND: Literature Circle, p. T265</p> <p>READ ALOUD, p. T269</p> <p>GUIDED READING, pp. R34-R35</p> <p>OPTIONAL MATERIALS, ● p. T269 Phonics Chapter Book #15: <i>Toad's Journal</i> <i>A Picture Book of Thomas Alva Edison</i> audiocassette</p>	<p>READ ALOUD, p. T275</p> <p>GUIDED READING, pp. R34-R35</p> <p>EXPAND VOCABULARY: Connect to Suffixes -er, -or, p. T272</p> <p>STUDY SKILLS: Forms and Applications, p. 274 Practice Book 1, p. 138</p>	<p>READ ALOUD, p. T280</p> <p>GUIDED READING, pp. R34-R35</p> <p>INTEGRATED LANGUAGE ARTS: Brainstorm Inventions, p. T279 Produce a Class Newspaper, p. T279 Role-Play an Interview, p. T280 Write an Interview, p. T280</p>
	<p> SMART PLACE CD-ROM Presentation Tools, p. T265</p> <p>PROJECT, pp. T288-T295</p>	<p> WORD PROCESSING Writing Skills, p. T271</p> <p> WORD PROCESSING Organizing Information, p. T275</p> <p>PROJECT, pp. T288-T295</p>	<p> VIDEO Speaking Skills, p. T280</p> <p>PROJECT, pp. T288-T295</p>

LITERACY PLACE WEEKLY ORGANIZER: WRAP-UP

DAY 1	DAY 2	DAY 3	DAY 4	DAY 5
<ul style="list-style-type: none"> • WRITING PROCESS • TRADE BOOK LIBRARY • TECHNOLOGY 	<ul style="list-style-type: none"> • WRITING PROCESS • TRADE BOOK LIBRARY • TECHNOLOGY 	<ul style="list-style-type: none"> • WRITING PROCESS • TRADE BOOK LIBRARY • PROJECT 	<ul style="list-style-type: none"> • TRADE BOOK LIBRARY • PROJECT • HOME INVOLVEMENT 	<ul style="list-style-type: none"> • TRADE BOOK LIBRARY • PRESENTATION SKILL • END OF UNIT ASSESSMENT