











Literacy Place Weekly Organizer

The Best New Thing

| | DAY 1 | DAY 2 | |
|--|--|---|--|
| <p>READ and Introduce Skills</p> <ul style="list-style-type: none"> • VOCABULARY • PHONICS • COMPREHENSION • LITERARY ELEMENT | <p>BUILD BACKGROUND, ▲ p. T465</p> <p> VOCABULARY: ▲ ■ pp. T466–T467 Vocabulary Transparency 9 Practice Book, p. 118</p> <p>PREVIEW AND PREDICT, p. T468</p> <p>READ: ▲ ■ * ● <i>The Best New Thing</i>, pp. T468–T473</p> <p>GENRE: Science Fiction, p. T469</p> <p> LITERARY ELEMENT:  Setting, p. T471</p> | <p>READ: ▲ ■ * ● <i>The Best New Thing</i>, pp. T474–T481</p> <p> LITERARY ELEMENTS: Character, p. T475 Dialogue, p. T477</p> | |
| <p>WRITE and Respond</p> <ul style="list-style-type: none"> • GRAMMAR • USAGE • MECHANICS • SPELLING • WRITING | <p>WRITING WORKSHOP: Introduce, p. T465</p> <p>JOURNAL: Make Predictions, p. T468</p> <p> SPELLING: Pretest: Words With /ər/, p. R58 Spelling Resource Book, p. 59</p> <p> GRAMMAR, USAGE, MECHANICS: Teach/Model: Simple and Complete Subjects and Predicates, p. R60</p> <p>ORAL LANGUAGE, p. T473</p> | <p>WRITING WORKSHOP: Prewrite, p. T481 Practice Book, p. 119</p> <p> SPELLING: Vocabulary Practice, p. R58 Spelling Resource Book, pp. 60–62</p> <p> GRAMMAR, USAGE, MECHANICS: Practice, p. R60</p> <p>ORAL LANGUAGE, p. T481</p> | |
| <p>EXTEND SKILLS and Apply to Literature</p> <ul style="list-style-type: none"> • INTEGRATED LANGUAGE ARTS • LISTENING/SPEAKING/VIEWING • INTEGRATED CURRICULUM • GUIDED READING • INDEPENDENT READING | <p>READ ALOUD, p. T473</p> <p>SCHOLASTIC GUIDED READING PROGRAM, p. T473</p> <p>INTEGRATED CURRICULUM: Science, p. R62</p> <p>TRADE BOOKS</p> <ul style="list-style-type: none"> • <i>Digging Up Tyrannosaurus Rex</i> • <i>Justin and the Best Biscuits in the World</i> | <p>READ ALOUD, p. T481</p> <p>SCHOLASTIC GUIDED READING PROGRAM, p. T481</p> <p>INTEGRATED CURRICULUM: Math, p. R62 The Arts, p. R63</p> <p>TRADE BOOKS</p> <ul style="list-style-type: none"> • <i>Jem's Island</i> • <i>Who Stole the Wizard of Oz?</i> | |
| | | | |
| <p>TECHNOLOGY and REAL-WORLD SKILLS</p> | <p> SCHOLASTIC NETWORK Finding the Facts, p. T471</p> | <p> SMART PLACE CD-ROM Presentation Tools, p. T481</p> <p>WORKSHOP, pp. T551–T556</p> | |









MODIFY INSTRUCTION

- INTERVENTION ▲ ESL/ELD ■ EXTRA HELP
- * GIFTED & TALENTED ☑ = TESTED SKILL

| | DAY 3 | DAY 4 | DAY 5 |
|--|--|--|--|
| | <p>READ: ▲ ■ * ● “Dr. Mae Jemison: Astronaut,” pp. T482–T485</p> <p>GENRE: Expository Text, p. T483</p> <p>☑ LITERARY ELEMENT: ▲ ■ Setting, pp. T488–T489 Transparency 32 Practice Book, pp. 123–125</p> <p>COMPREHENSION: Monitor Comprehension, pp. T490–T491</p> <p>INTERVENTION, ● p. T492 Phonics: Using a Dictionary Literary Element: Setting Fluency: Choral Reading</p> | <p>LITERATURE CONNECTION: <i>The Best New Thing</i>, p. T494</p> <p>PHONICS: ▲ Using a Dictionary, p. T496</p> <p>CONTENT AREA VOCABULARY, p. T497</p> | <p>READING ASSESSMENT: Selection Test, p. T500</p> <p>MODIFYING ASSESSMENT, p. T500 ESL/ELD: Vocabulary Extra Help: Literary Element</p> <p>PERFORMANCE-BASED ASSESSMENT: Conference, p. T501 One-Minute Fluency, p. T501</p> |
| | <p>RESPOND: ▲ ■ Think About Reading, p. T486 Write a Radio Advertisement, p. T487 Practice Book, p. 121</p> <p>☑ SPELLING: Write/Proofread, p. R59 Spelling Resource Book, p. 63</p> <p>☑ GRAMMAR, USAGE, MECHANICS: Practice, p. R61 Practice Book, p. 122</p> <p>ORAL LANGUAGE, p. T487</p> | <p>WRITING WORKSHOP: Science Fiction Story, p. T494 Writer’s Craft: Sensory Images, p. T495 Transparency 33 Practice Book, p. 119</p> <p>☑ SPELLING: Study/Review, p. R59 Spelling Resource Book, p. 200</p> <p>☑ GRAMMAR, USAGE, MECHANICS: Apply, p. R61</p> <p>ORAL LANGUAGE, p. T495</p> | <p>WRITING ASSESSMENT, p. T502 Student Model Students’ Writing Rubric</p> <p>☑ SPELLING: Posttest, p. R59 Spelling Resource Book, p. 202</p> <p>☑ GRAMMAR, USAGE, MECHANICS: Assess, p. R61</p> <p>ORAL LANGUAGE, p. T502</p> |
| | <p>RESPOND: Literature Circle, p. T487</p> <p>READ ALOUD, p. T493</p> <p>SCHOLASTIC GUIDED READING PROGRAM, p. T493</p> <p>INTEGRATED CURRICULUM: Social Studies, p. R63</p> <p>OPTIONAL MATERIALS, ● p. T493 Sprint Plus Book: <i>Super Susan</i> <i>The Best New Thing</i> audiocassette</p> | <p>READ ALOUD, p. T499</p> <p>SCHOLASTIC GUIDED READING PROGRAM, p. T499</p> <p>STUDY SKILLS: Taking Reading Tests, pp. T498–T499 Practice Book, p. 127</p> | <p>READ ALOUD, p. T504</p> <p>SCHOLASTIC GUIDED READING PROGRAM, p. T504</p> <p>INTEGRATED LANGUAGE ARTS: Create a Team Chart, p. T503 Design a Moon Colony, p. T503 Play a Compound Word Game, p. T504 Invite a Friend, p. T504</p> |
| | <p>🎧 AUDIO Speaking Skills, p. T487</p> <p>WORKSHOP, pp. T551–T556</p> | <p>🎧 INTERNET Expand Vocabulary, p. T497</p> <p>🎧 WORD PROCESSING Comprehension Skills, p. T499</p> <p>WORKSHOP, pp. T551–T556</p> | <p>🎧 WORD PROCESSING Organizing Information, p. T503</p> <p>WORKSHOP, pp. T551–T556</p> |

Literacy Place Weekly Organizer

The Desert Beneath the Sea

| | DAY 1 | DAY 2 | |
|--|---|---|--|
| <p>READ and Introduce Skills</p> <ul style="list-style-type: none"> • VOCABULARY • PHONICS • COMPREHENSION • LITERARY ELEMENT | <p>BUILD BACKGROUND, ▲ p. T511</p> <p> VOCABULARY: ▲ ■ pp. T512–T513 Vocabulary Transparency 10 Transparency 34 Practice Book, p. 128</p> <p>PREVIEW AND PREDICT, p. T514</p> <p>READ: ▲ * <i>The Desert Beneath the Sea</i>, pp. T514–T517</p> <p>GENRE: Science Nonfiction, p. T515</p> | <p>READ: ▲ ■ *</p> <p><i>The Desert Beneath the Sea</i>, pp. T518–T525</p> <p> COMPREHENSION: Summarize, p. T519 Categorize Information, p. T521</p> | |
| <p>WRITE and Respond</p> <ul style="list-style-type: none"> • GRAMMAR • USAGE • MECHANICS • SPELLING • WRITING | <p>WRITING WORKSHOP: Introduce, p. T511</p> <p>JOURNAL: Make Predictions, p. T514</p> <p> SPELLING: Pretest: Words With Syllable Pattern VCCV, p. R64 Spelling Resource Book, p. 64</p> <p> GRAMMAR, USAGE, MECHANICS: Teach/Model: Adjectives, p. R66</p> <p>ORAL LANGUAGE, p. T517</p> | <p>WRITING WORKSHOP: Prewrite, p. T525 Practice Book, p. 129</p> <p> SPELLING: Vocabulary Practice, p. R64 Spelling Resource Book, pp. 65–67</p> <p> GRAMMAR, USAGE, MECHANICS: Practice, p. R66</p> <p>ORAL LANGUAGE, p. T525</p> | |
| <p>EXTEND SKILLS and Apply to Literature</p> <ul style="list-style-type: none"> • INTEGRATED LANGUAGE ARTS • LISTENING/SPEAKING/VIEWING • INTEGRATED CURRICULUM • GUIDED READING • INDEPENDENT READING | <p>READ ALOUD, p. T517</p> <p>SCHOLASTIC GUIDED READING PROGRAM, p. T517</p> <p>TRADE BOOKS</p> <ul style="list-style-type: none"> • <i>Digging Up Tyrannosaurus Rex</i> • <i>Justin and the Best Biscuits in the World</i> | <p>READ ALOUD, p. T525</p> <p>SCHOLASTIC GUIDED READING PROGRAM, p. T525</p> <p>INTEGRATED CURRICULUM: Math, p. R68 Science, p. R68</p> <p>TRADE BOOKS</p> <ul style="list-style-type: none"> • <i>Jem's Island</i> • <i>Who Stole the Wizard of Oz?</i> | |
| | | | |
| <p>TECHNOLOGY and REAL-WORLD SKILLS</p> | <p> SMART PLACE CD-ROM Finding the Facts, p. T517</p> <p>WORKSHOP, pp. T551–T556</p> | <p> INTERNET Communicating by E-Mail, p. T525</p> <p>WORKSHOP, pp. T551–T556</p> | |




MODIFY INSTRUCTION

- INTERVENTION ▲ ESL/ELD ■ EXTRA HELP
- * GIFTED & TALENTED ☑ = TESTED SKILL

| | DAY 3 | DAY 4 | DAY 5 |
|--|--|---|---|
| | <p>READ: ▲ ■ * "The Jason Project," pp. T526–T531</p> <p>GENRE: Magazine Article, p. T527</p> <p>☑ GRAPHIC AID: Diagrams, p. T529</p> <p>☑ COMPREHENSION: ▲ * Summarize, pp. T534–T535 Transparency 35 Practice Book, pp. 132–134</p> <p>☑ COMPREHENSION: ▲ ■ Categorize Information, pp. T536–T537 Transparency 36 Practice Book, pp. 133, 135–136</p> <p>INTERVENTION, ● p. T538</p> | <p>LITERATURE CONNECTION: <i>The Desert Beneath the Sea</i>, p. T540</p> <p>CONTEXT CLUES: ▲ Specialized Vocabulary, p. T542</p> <p>CONTENT AREA VOCABULARY, p. T543</p> | <p>READING ASSESSMENT: Selection Test, p. T546</p> <p>MODIFYING ASSESSMENT, p. T546 ESL/ELD: Vocabulary Extra Help: Comprehension</p> <p>PERFORMANCE-BASED ASSESSMENT: Conference, p. T547 One-Minute Fluency, p. T547</p> |
| | <p>RESPOND: ▲ ■ Think About Reading, p. T532 Write a Science Log Entry, p. T533 Practice Book, p. 130</p> <p>☑ SPELLING: Write/Proofread, p. R65 Spelling Resource Book, p. 68</p> <p>☑ GRAMMAR, USAGE, MECHANICS: Practice, p. R67 Practice Book, p. 131</p> <p>ORAL LANGUAGE, p. T533</p> | <p>WRITING WORKSHOP: Nonfiction About a Place, p. T540 Writer's Craft: Setting, p. T541 Transparency 37 Practice Book, p. 129</p> <p>☑ SPELLING: Study/Review, p. R65 Spelling Resource Book, p. 200</p> <p>☑ GRAMMAR, USAGE, MECHANICS: Apply, p. R67</p> <p>ORAL LANGUAGE, p. T541</p> | <p>WRITING ASSESSMENT, p. T548 Student Model Students' Writing Rubric</p> <p>☑ SPELLING: Posttest, p. R65 Spelling Resource Book, p. 202</p> <p>☑ GRAMMAR, USAGE, MECHANICS: Assess, p. R67</p> <p>ORAL LANGUAGE, p. T548</p> |
| | <p>RESPOND: Literature Circle, p. T533</p> <p>READ ALOUD, p. T539</p> <p>SCHOLASTIC GUIDED READING PROGRAM, p. T539</p> <p>INTEGRATED CURRICULUM: Social Studies, p. R69 The Arts, p. R69</p> <p>OPTIONAL MATERIALS, ● p. T539 Sprint Plus book: <i>Happy Birthday, Martin Luther King</i> <i>The Desert Beneath the Sea</i> audiocassette</p> | <p>READ ALOUD, p. T545</p> <p>SCHOLASTIC GUIDED READING PROGRAM, p. T545</p> <p>☑ STUDY SKILLS: Graphic Aids: Maps, Globes, Diagrams, pp. T544–T545 Practice Book, p. 137</p> | <p>READ ALOUD, p. T550</p> <p>SCHOLASTIC GUIDED READING PROGRAM, p. T550</p> <p>INTEGRATED LANGUAGE ARTS: Write a Video Review, p. T549 Take a Picture Expedition, p. T549 Friendly Letter, p. T550 Make a Process Diagram, p. T550</p> |
| | <p>🎧 WORD PROCESSING Organizing Information, p. T533</p> <p>WORKSHOP, pp. T551–T556</p> | <p>🎧 SMART PLACE CD-ROM Expand Vocabulary, p. T543</p> <p>🎧 ART PROGRAM Study Skills, p. T545</p> <p>WORKSHOP, pp. T551–T556</p> | <p>🎧 AUDIO Speaking Skills, p. T549</p> <p>WORKSHOP, pp. T551–T556</p> |





Literacy Place Weekly Organizer

The Lost Lake

| | DAY 1 | DAY 2 | |
|---|--|---|--|
| READ and Introduce Skills <ul style="list-style-type: none"> • VOCABULARY • PHONICS • COMPREHENSION • LITERARY ELEMENT | BUILD BACKGROUND , ▲ p. T563 <input checked="" type="checkbox"/> VOCABULARY : ▲ ■ pp. T564–T565 Vocabulary Transparency 11 Transparency 38 Practice Book, p. 140 PREVIEW AND PREDICT , p. T566 READ : ▲ * ■ ● <i>The Lost Lake</i> , pp. T566–T573 GENRE : Realistic Fiction, p. T567 <input checked="" type="checkbox"/> COMPREHENSION : Make Inferences, p. T569  | READ : ▲ * ■ ● <i>The Lost Lake</i> , pp. T574–T579 <input checked="" type="checkbox"/> COMPREHENSION : Summarize, p. T577 | |
| WRITE and Respond <ul style="list-style-type: none"> • GRAMMAR • USAGE • MECHANICS • SPELLING • WRITING | WRITING WORKSHOP : Introduce, p. T563 JOURNAL : Make Predictions, p. T566 <input checked="" type="checkbox"/> SPELLING : Pretest: Words With Syllable Pattern VCV, p. R70 Spelling Resource Book, p. 69 <input checked="" type="checkbox"/> GRAMMAR, USAGE, MECHANICS : Teach/Model: Prepositions, p. R72 ORAL LANGUAGE , p. T573 | WRITING WORKSHOP : Prewrite, p. T579 Practice Book, p. 141 <input checked="" type="checkbox"/> SPELLING : Vocabulary Practice, p. R70 Spelling Resource Book, pp. 70–72 <input checked="" type="checkbox"/> GRAMMAR, USAGE, MECHANICS : Practice, p. R72 ORAL LANGUAGE , p. T579 | |
| EXTEND SKILLS and Apply to Literature <ul style="list-style-type: none"> • INTEGRATED LANGUAGE ARTS • LISTENING/SPEAKING/VIEWING • INTEGRATED CURRICULUM • GUIDED READING • INDEPENDENT READING | READ ALOUD , p. T573 SCHOLASTIC GUIDED READING PROGRAM , p. T573 INTEGRATED CURRICULUM : Social Studies, p. R75 The Arts, p. R75 TRADE BOOKS <ul style="list-style-type: none"> • <i>Digging Up Tyrannosaurus Rex</i> • <i>Justin and the Best Biscuits in the World</i> | READ ALOUD , p. T579 SCHOLASTIC GUIDED READING PROGRAM , p. T579 INTEGRATED CURRICULUM : Science, p. R74 Math, p. R74 TRADE BOOKS <ul style="list-style-type: none"> • <i>Jem's Island</i> • <i>Who Stole the Wizard of Oz?</i> | |
| | | | |
| TECHNOLOGY and REAL-WORLD SKILLS |  SCHOLASTIC NETWORK Build Background, p. T569 WORKSHOP , pp. T551–T556 |  SMART PLACE CD-ROM Presentation Tools, p. T575 WORKSHOP , pp. T551–T556 | |












MODIFY INSTRUCTION

- INTERVENTION ▲ ESL/ELD ■ EXTRA HELP
- * GIFTED & TALENTED ☑ = TESTED SKILL

| | DAY 3 | DAY 4 | DAY 5 |
|--|--|---|--|
| | <p>READ: ▲ * ■ ● "All The Way There," pp. T580–T585</p> <p>GENRE: Biography, p. T581</p> <p>☑ COMPREHENSION: Evaluate Author's Purpose, p. T585</p> <p>☑ COMPREHENSION: ▲ ■ Make Inferences, pp. T588–T589 Transparency 39 Practice Book, pp. 144–146</p> <p>INTERVENTION, ● p. T590 Phonics: Syllabication: Vowel Digraphs Comprehension: Make Inferences Fluency: Reading Aloud</p> | <p>LITERATURE CONNECTION: p. T592</p> <p>CONTEXT CLUES: ▲ Synonyms/Antonyms, p. T594</p> <p>CONTENT AREA VOCABULARY, p. T595</p> | <p>READING ASSESSMENT: Selection Test, p. T598</p> <p>MODIFYING ASSESSMENT, p. T598 ESL/ELD: Vocabulary Extra Help: Comprehension</p> <p>PERFORMANCE-BASED ASSESSMENT: Conference, p. T599 One-Minute Fluency, p. T599</p> |
| | <p>RESPOND: ▲ ■ Think About Reading, p. T586 Write a Sensory Description, p. T587 Practice Book, p. 142</p> <p>☑ SPELLING: Write/Proofread, p. R71 Spelling Resource Book, p. 73</p> <p>☑ GRAMMAR, USAGE, MECHANICS: Practice, p. R73 Practice Book, p. 143</p> <p>ORAL LANGUAGE, p. T587</p> | <p>WRITING WORKSHOP: Persuasive Letter, p. T592 Writer's Craft: Support Opinions, p. T593 Transparency 40 Practice Book, p. 141</p> <p>☑ SPELLING: Study/Review, p. R71 Spelling Resource Book, p. 200</p> <p>☑ GRAMMAR, USAGE, MECHANICS: Apply, p. R73</p> <p>ORAL LANGUAGE, p. T593</p> | <p>WRITING ASSESSMENT, p. T600 Student Model Students' Writing Rubric</p> <p>☑ SPELLING: Posttest, p. R71 Spelling Resource Book, p. 202</p> <p>☑ GRAMMAR, USAGE, MECHANICS: Assess, p. R73</p> <p>ORAL LANGUAGE, p. T600</p> |
| | <p>RESPOND: Literature Circle, p. T587</p> <p>READ ALOUD, p. T591</p> <p>SCHOLASTIC GUIDED READING PROGRAM, p. T591</p> <p>OPTIONAL MATERIALS, ● p. T591 <i>The Lost Lake</i> audiocassette <i>The Revenge of the Fireflies</i></p> | <p>READ ALOUD, p. T597</p> <p>SCHOLASTIC GUIDED READING PROGRAM, p. T597</p> <p>☑ STUDY SKILLS: Use Multiple Sources, pp. T596–T597 Practice Book, p. 148</p> | <p>READ ALOUD, p. T602</p> <p>SCHOLASTIC GUIDED READING PROGRAM, p. T602</p> <p>INTEGRATED LANGUAGE ARTS: Record a Radio Drama, p. T601 Create an Adventure Collage, p. T601 Act Out "Emotion Words," p. T602 Write About Class Adventures, p. T602</p> |
| | <p> WORD PROCESSING Writing Skills, p. T587</p> <p>WORKSHOP, pp. T551–T556</p> | <p> INTERNET Expand Vocabulary, p. T595</p> <p> INTERNET Study Skills, p. T597</p> <p>WORKSHOP, pp. T551–T556</p> | <p> AUDIO Speaking Skills, p. T601</p> <p>WORKSHOP, pp. T551–T556</p> |





Literacy Place Weekly Organizer

Sarah, Plain and Tall

| | DAY 1 | DAY 2 | |
|--|--|---|--|
| <p>READ and Introduce Skills</p> <ul style="list-style-type: none"> • VOCABULARY • PHONICS • COMPREHENSION • LITERARY ELEMENT | <p>BUILD BACKGROUND, ▲ p. T609</p> <p> VOCABULARY: ▲ * pp. T610–T611 Vocabulary Transparency 12 Transparency 41 Practice Book, p. 149</p> <p>PREVIEW AND PREDICT, p. T612</p> <p>READ: ▲ * ■ ● <i>Sarah, Plain and Tall</i>, pp. T612–T625</p> <p>GENRE: Historical Fiction, p. T613</p> <p> COMPREHENSION: Paraphrase, p. T615 </p> <p> LITERARY ELEMENT: Setting, p. T623</p> | <p>READ: ▲ ■ * <i>Sarah, Plain and Tall</i>, pp. T626–T641</p> <p> LITERARY ELEMENT: Mood, p. T639</p> | |
| <p>WRITE and Respond</p> <ul style="list-style-type: none"> • GRAMMAR • USAGE • MECHANICS • SPELLING • WRITING | <p>WRITING WORKSHOP: Introduce, p. T609</p> <p>JOURNAL: Make Predictions, p. T612</p> <p> SPELLING: Pretest: Words With <i>-ure</i>, p. R76 Spelling Resource Book, p. 74</p> <p> GRAMMAR, USAGE, MECHANICS: Teach/Model: Predicate Adjectives, p. R78</p> <p>ORAL LANGUAGE, p. T625</p> | <p>JOURNAL: Make Predictions, p. T641</p> <p> SPELLING: Vocabulary Practice, p. R76 Spelling Resource Book, pp. 75–77</p> <p> GRAMMAR, USAGE, MECHANICS: Practice, p. R78</p> <p>ORAL LANGUAGE, p. T641</p> | |
| <p>EXTEND SKILLS and Apply to Literature</p> <ul style="list-style-type: none"> • INTEGRATED LANGUAGE ARTS • LISTENING/SPEAKING/VIEWING • INTEGRATED CURRICULUM • GUIDED READING • INDEPENDENT READING | <p>READ ALOUD, p. T625</p> <p>SCHOLASTIC GUIDED READING PROGRAM, p. T625</p> <p>INTEGRATED CURRICULUM: Science, p. R80 The Arts, p. R81</p> <p>TRADE BOOKS</p> <ul style="list-style-type: none"> • <i>Digging Up Tyrannosaurus Rex</i> • <i>Justin and the Best Biscuits in the World</i> | <p>READ ALOUD, p. T641</p> <p>SCHOLASTIC GUIDED READING PROGRAM, p. T641</p> <p>INTEGRATED CURRICULUM: Math, p. R80</p> <p>TRADE BOOKS</p> <ul style="list-style-type: none"> • <i>Jem's Island</i> • <i>Who Stole the Wizard of Oz?</i> | |
| | | | |
| <p>TECHNOLOGY and REAL-WORLD SKILLS</p> | <p> SMART PLACE CD-ROM Presentation Tools, p. T625</p> | <p> WORD PROCESSING Organizing Information, p. T641</p> <p>PROJECT, pp. T682–T689</p> | |

MODIFY INSTRUCTION

- INTERVENTION ▲ ESL/ELD ■ EXTRA HELP
- * GIFTED & TALENTED ☑ = TESTED SKILL

| | DAY 3 | DAY 4 | DAY 5 |
|--|---|---|--|
| | <p>READ: ▲ ■ * <i>Sarah, Plain and Tall</i>, pp. T642–T647 “Until I Saw the Sea,” pp. T648–T649 “Summer Grass,” pp. T650–T651</p> <p>☑ COMPREHENSION: ▲ ■ Paraphrase, pp. T654–T655 Transparency 42 Practice Book, pp. 153–155</p> <p>☑ LITERARY ELEMENT: ▲ ■ Mood, pp. T656–T657 Transparency 43 Practice Book, pp. 154, 156–157</p> <p>INTERVENTION, ● p. T658 Phonics: Open Syllables Comprehension: Paraphrase Fluency: Readers Theater</p> | <p>LITERATURE CONNECTION: <i>Sarah, Plain and Tall</i>, p. T660</p> <p>PHONICS: ▲ Syllabication: Open Syllables, p. T662</p> <p>CONTENT AREA VOCABULARY, p. T663</p> | <p>READING ASSESSMENT: Selection Test, p. T666</p> <p>MODIFYING ASSESSMENT, p. T666 ESL/ELD: Vocabulary Extra Help: Comprehension</p> <p>PERFORMANCE-BASED ASSESSMENT: Conference, p. T667 One-Minute Fluency, p. T667</p> |
| | <p>WRITING WORKSHOP, p. T651 Practice Book, p. 150</p> <p>RESPOND, ▲ ■ pp. T652–T653 Practice Book, p. 151</p> <p>☑ SPELLING: Write/Proofread, p. R77 Spelling Resource Book, p. 78</p> <p>☑ GRAMMAR, USAGE, MECHANICS: Practice, p. R79 Practice Book, p. 152</p> <p>ORAL LANGUAGE, p. T653</p> | <p>WRITING WORKSHOP: Description Comparing Two Settings, p. T660 Writer’s Craft: Arrange Details: Compare and Contrast, p. T661 Transparency 44 Practice Book, p. 150</p> <p>☑ SPELLING: Study/Review, p. R77 Spelling Resource Book, p. 200</p> <p>☑ GRAMMAR, USAGE, MECHANICS: Apply, p. R79</p> <p>ORAL LANGUAGE, p. T661</p> | <p>WRITING ASSESSMENT, p. T668 Student Model Students’ Writing Rubric</p> <p>☑ SPELLING: Posttest, p. R77 Spelling Resource Book, p. 202</p> <p>☑ GRAMMAR, USAGE, MECHANICS: Assess, p. R79</p> <p>ORAL LANGUAGE, p. T668</p> |
| | <p>RESPOND: Literature Circle, p. T653</p> <p>INTEGRATED CURRICULUM: Social Studies, p. R81</p> <p>READ ALOUD, p. T659</p> <p>SCHOLASTIC GUIDED READING PROGRAM, p. T659</p> <p>OPTIONAL MATERIALS, ● p. T659 <i>The Computer Caper</i> <i>Sarah, Plain and Tall</i> audiocassette</p> | <p>READ ALOUD, p. T665</p> <p>SCHOLASTIC GUIDED READING PROGRAM, p. T665</p> <p>ORAL LANGUAGE: Give an Oral Report, pp. T664–T665 Practice Book, p. 160</p> | <p>READ ALOUD, p. T670</p> <p>SCHOLASTIC GUIDED READING PROGRAM, p. T670</p> <p>INTEGRATED LANGUAGE ARTS: Personal Narrative, p. T669 Imagine Sarah’s Journey, p. T669 Research the Environment, p. T670 Create a Class Dictionary, p. T670</p> |
| | <p> SCHOLASTIC NETWORK Writing Skills, p. T653</p> <p>PROJECT, pp. T682–T689</p> | <p> INTERNET Expand Vocabulary, p. T663</p> <p> VIDEO Speaking Skills, p. T665</p> <p>PROJECT, pp. T682–T689</p> | <p> MULTIMEDIA Finding the Facts, p. T669</p> <p>PROJECT, pp. T682–T689</p> |

LITERACY PLACE WEEKLY ORGANIZER: EXTENDED STUDY

| DAY 1 | DAY 2 | DAY 3 | DAY 4 | DAY 5 |
|---|--|--|--|---|
| <ul style="list-style-type: none"> • EXTENDED STUDY • TRADE BOOK LIBRARY • PROJECT | <ul style="list-style-type: none"> • EXTENDED STUDY • WRITING PROCESS • TRADE BOOK LIBRARY • PROJECT | <ul style="list-style-type: none"> • EXTENDED STUDY • WRITING PROCESS • TRADE BOOK LIBRARY • PROJECT | <ul style="list-style-type: none"> • WRITING PROCESS • TRADE BOOK LIBRARY • PROJECT | <ul style="list-style-type: none"> • TRADE BOOK LIBRARY • OTHER LITERATURE AND MEDIA • PROJECT |
| | | | | |

LITERACY PLACE WEEKLY ORGANIZER: WRAP-UP

| DAY 1 | DAY 2 | DAY 3 | DAY 4 | DAY 5 |
|---|---|---|--|--|
| <ul style="list-style-type: none"> • TRADE BOOK LIBRARY • PROJECT • TECHNOLOGY | <ul style="list-style-type: none"> • TRADE BOOK LIBRARY • PROJECT • TECHNOLOGY | <ul style="list-style-type: none"> • TRADE BOOK LIBRARY • PROJECT | <ul style="list-style-type: none"> • TRADE BOOK LIBRARY • HOME INVOLVEMENT | <ul style="list-style-type: none"> • TRADE BOOK LIBRARY • PRESENTATION SKILL • END OF UNIT ASSESSMENT |
| | | | | |