















# Literacy Place Weekly Organizer

**Dinner at Aunt  
Connie's House**

	DAY 1	DAY 2	
<p><b>READ</b> and Introduce Skills</p> <ul style="list-style-type: none"> <li>• VOCABULARY</li> <li>• PHONICS</li> <li>• COMPREHENSION</li> <li>• LITERARY ELEMENT</li> </ul>	<p><b>BUILD BACKGROUND</b>, ▲ p. T453</p> <p> <b>VOCABULARY</b>: ▲ ■ pp. T454–T455 Vocabulary Transparency 21 Transparency 76 Practice Book, p. 272</p> <p><b>PREVIEW AND PREDICT</b>, p. T456</p> <p><b>READ</b>: ▲ ■ * ● <i>Dinner at Aunt Connie's House</i>, pp. T456–T463</p> <p><b>GENRE</b>: Informational Fiction, p. T457</p> <p> <b>COMPREHENSION</b>: Main Idea/Details, p. T459  Cause/Effect, p. T461</p>	<p><b>READ</b>: ▲ ■ * <i>Dinner at Aunt Connie's House</i>, pp. T464–T477</p> <p> <b>COMPREHENSION</b>: Compare/Contrast, p. T469</p>	
<p><b>WRITE</b> and Respond</p> <ul style="list-style-type: none"> <li>• GRAMMAR</li> <li>• USAGE</li> <li>• MECHANICS</li> <li>• SPELLING</li> <li>• WRITING</li> </ul>	<p><b>WRITING WORKSHOP</b>: Introduce, p. T453</p> <p><b>JOURNAL</b>: Make Predictions, p. T456</p> <p> <b>SPELLING</b>: Pretest: Suffix -y, p. R58 Spelling Resource Book, p. 134</p> <p> <b>GRAMMAR, USAGE, MECHANICS</b>: Teach/Model: Combining Sentences, p. R60</p> <p><b>ORAL LANGUAGE</b>, p. T463</p>	<p><b>WRITING WORKSHOP</b>: Prewrite, p. T477 Practice Book, p. 273</p> <p> <b>SPELLING</b>: Vocabulary Practice, p. R58 Spelling Resource Book, pp. 135–137</p> <p> <b>GRAMMAR, USAGE, MECHANICS</b>: Practice, p. R60</p> <p><b>ORAL LANGUAGE</b>, p. T477</p>	
<p><b>EXTEND SKILLS</b> and Apply to Literature</p> <ul style="list-style-type: none"> <li>• INTEGRATED LANGUAGE ARTS</li> <li>• LISTENING/SPEAKING/VIEWING</li> <li>• INTEGRATED CURRICULUM</li> <li>• GUIDED READING</li> <li>• INDEPENDENT READING</li> </ul>	<p><b>READ ALOUD</b>, p. T463</p> <p><b>SCHOLASTIC GUIDED READING PROGRAM</b>, p. T463</p> <p><b>INTEGRATED CURRICULUM</b>: Math, p. R62</p> <p><b>TRADE BOOKS</b></p> <ul style="list-style-type: none"> <li>• <i>The Great Squirrel Uprising</i></li> <li>• <i>Class President</i></li> </ul>	<p><b>READ ALOUD</b>, p. T477</p> <p><b>SCHOLASTIC GUIDED READING PROGRAM</b>, p. T477</p> <p><b>INTEGRATED CURRICULUM</b>: Science, p. R62 Social Studies, p. R63 The Arts, p. R63</p> <p><b>TRADE BOOKS</b></p> <ul style="list-style-type: none"> <li>• <i>Where Was Patrick Henry on the 29th of May?</i></li> <li>• <i>Sweet Clara and the Freedom Quilt</i></li> </ul>	
<p><b>TECHNOLOGY</b> and <b>REAL-WORLD SKILLS</b></p>	<p> <b>SMART PLACE CD-ROM</b> Language Development, p. T463</p>	<p> <b>INTERNET</b> Build Background, p. T471</p> <p><b>WORKSHOP</b>, pp. T549–T554</p>	












**MODIFY INSTRUCTION**





- INTERVENTION    ▲ ESL/ELD    ■ EXTRA HELP
- \* GIFTED & TALENTED    ☑ = TESTED SKILL

	DAY 3	DAY 4	DAY 5
	<p><b>READ:</b> ▲ ■ * "Suki Cheong: Editor," pp. T478–T481</p> <p><b>GENRE:</b> Profile, p. T479</p> <p>☑ <b>COMPREHENSION:</b> ▲ ■ ☑ Main Idea/Details, pp. T484–T485 Transparency 77 Practice Book, pp. 277–279</p> <p>☑ <b>COMPREHENSION:</b> ▲ ■ Compare/Contrast, pp. T486–T487 Transparency 78 Practice Book, pp. 278, 280–281</p> <p><b>INTERVENTION,</b> ● p. T488 Phonics: Open and Closed Syllables Comprehension: Main Idea/Details Fluency: Readers Theater</p>	<p><b>LITERATURE CONNECTION:</b> <i>Dinner at Aunt Connie's House</i>, p. T490</p> <p><b>CONTEXT CLUES:</b> ▲ Multiple-Meaning Words, p. T492</p> <p><b>CONTENT AREA VOCABULARY,</b> p. T493</p>	<p><b>READING ASSESSMENT:</b> Selection Test, p. T496</p> <p><b>MODIFYING ASSESSMENT,</b> p. T496 ESL/ELD: Vocabulary Extra Help: Comprehension</p> <p><b>PERFORMANCE-BASED ASSESSMENT:</b> One-Minute Fluency, p. T497 Conference, p. T497</p>
	<p><b>RESPOND:</b> ▲ ■ Think About Reading, p. T482 Write a Thank-You Note, p. T483 Practice Book, p. 274</p> <p>☑ <b>SPELLING:</b> Write/Proofread, p. R59 Spelling Resource Book, p. 138</p> <p>☑ <b>GRAMMAR, USAGE, MECHANICS:</b> Practice, p. R61 Practice Book, p. 276</p> <p><b>ORAL LANGUAGE,</b> p. T483</p>	<p><b>WRITING WORKSHOP:</b> Speech, p. T490 <b>Writer's Craft:</b> Strong Closing Argument, p. T491 Transparency 79 Practice Book, p. 273</p> <p>☑ <b>SPELLING:</b> Study/Review, p. R59 Spelling Resource Book, p. 200</p> <p>☑ <b>GRAMMAR, USAGE, MECHANICS:</b> Apply, p. R61</p> <p><b>ORAL LANGUAGE,</b> p. T491</p>	<p><b>WRITING ASSESSMENT,</b> p. T498 Student Model Students' Writing Rubric</p> <p>☑ <b>SPELLING:</b> Posttest, p. R59 Spelling Resource Book, p. 202</p> <p>☑ <b>GRAMMAR, USAGE, MECHANICS:</b> Assess, p. R61</p> <p><b>ORAL LANGUAGE,</b> p. T498</p>
	<p><b>RESPOND:</b> Literature Circle, p. T483</p> <p><b>READ ALOUD,</b> p. T489</p> <p><b>SCHOLASTIC GUIDED READING PROGRAM,</b> p. T489</p> <p><b>OPTIONAL MATERIALS,</b> ● p. T489 <i>Read 180: The Revenge of the Fireflies</i> <i>Dinner at Aunt Connie's House</i> audiocassette</p>	<p><b>READ ALOUD,</b> p. T495</p> <p><b>SCHOLASTIC GUIDED READING PROGRAM,</b> p. T495</p> <p><b>ORAL LANGUAGE:</b> Persuasive Speech, pp. T494–T495 Practice Book, p. 283</p>	<p><b>READ ALOUD,</b> p. T500</p> <p><b>SCHOLASTIC GUIDED READING PROGRAM,</b> p. T500</p> <p><b>INTEGRATED LANGUAGE ARTS:</b> Share a Proverb, p. T499 Enter a Vocabulary Contest, p. T499 Listen to Voices from History, p. T500 Make a Class Gallery of Heroes, p. T500</p>
	<p> <b>SMART PLACE CD-ROM</b> Presentation Tools, p. T483</p> <p><b>WORKSHOP,</b> pp. T549–T554</p>	<p> <b>DATABASE PROGRAM</b> Expand Vocabulary, p. T493</p> <p> <b>AUDIO/VIDEO</b> Speaking Skills, p. T495</p> <p><b>WORKSHOP,</b> pp. T549–T554</p>	<p> <b>SMART PLACE CD-ROM</b> Comprehension Skills, p. T499</p> <p><b>WORKSHOP,</b> pp. T549–T554</p>

# Literacy Place Weekly Organizer










Rain Player

	DAY 1	DAY 2	
<p><b>READ</b> and Introduce Skills</p> <ul style="list-style-type: none"> <li>• VOCABULARY</li> <li>• PHONICS</li> <li>• COMPREHENSION</li> <li>• LITERARY ELEMENT</li> </ul>	<p><b>BUILD BACKGROUND</b>, ▲ p. T507</p> <p> <b>VOCABULARY</b>: ▲ * pp. T508–T509 Vocabulary Transparency 22 Transparency 80 Practice Book, p. 284</p> <p><b>PREVIEW AND PREDICT</b>, p. T510</p> <p><b>READ</b>: ▲ ■ * <i>Rain Player</i>, pp. T510–T515</p> <p><b>GENRE</b>: Tale, p. T511</p> <p> <b>ILLUSTRATOR'S CRAFT</b>:  Details, p. T513</p>	<p><b>READ</b>: ▲ ■ * ● <i>Rain Player</i>, pp. T516–T529</p> <p> <b>COMPREHENSION</b>: Sequence, p. T521</p> <p> <b>LITERARY ELEMENT</b>: Mood, p. T527</p>	
<p><b>WRITE</b> and Respond</p> <ul style="list-style-type: none"> <li>• GRAMMAR</li> <li>• USAGE</li> <li>• MECHANICS</li> <li>• SPELLING</li> <li>• WRITING</li> </ul>	<p><b>WRITING WORKSHOP</b>: Introduce, p. T507</p> <p><b>JOURNAL</b>: Make Predictions, p. T510</p> <p> <b>SPELLING</b>: Pretest: Prefixes <i>un-</i>, <i>dis-</i>, <i>non-</i>, p. R64 Spelling Resource Book, p. 139</p> <p> <b>GRAMMAR, USAGE, MECHANICS</b>: Teach/Model: More Irregular Verbs, p. R66</p> <p><b>ORAL LANGUAGE</b>, p. T515</p>	<p><b>WRITING WORKSHOP</b>: Prewrite, p. T529 Practice Book, p. 285</p> <p> <b>SPELLING</b>: Vocabulary Practice, p. R64 Spelling Resource Book, pp. 140–142</p> <p> <b>GRAMMAR, USAGE, MECHANICS</b>: Practice, p. R66</p> <p><b>ORAL LANGUAGE</b>, p. T529</p>	
<p><b>EXTEND SKILLS</b> and Apply to Literature</p> <ul style="list-style-type: none"> <li>• INTEGRATED LANGUAGE ARTS</li> <li>• LISTENING/SPEAKING/VIEWING</li> <li>• INTEGRATED CURRICULUM</li> <li>• GUIDED READING</li> <li>• INDEPENDENT READING</li> </ul>	<p><b>READ ALOUD</b>, p. T515</p> <p><b>SCHOLASTIC GUIDED READING PROGRAM</b>, p. T515</p> <p><b>INTEGRATED CURRICULUM</b>: Math, p. R68</p> <p><b>TRADE BOOKS</b></p> <ul style="list-style-type: none"> <li>• <i>The Great Squirrel Uprising</i></li> <li>• <i>Class President</i></li> </ul>	<p><b>READ ALOUD</b>, p. T529</p> <p><b>SCHOLASTIC GUIDED READING PROGRAM</b>, p. T529</p> <p><b>INTEGRATED CURRICULUM</b>: Social Studies, p. R69 The Arts, p. R69</p> <p><b>TRADE BOOKS</b></p> <ul style="list-style-type: none"> <li>• <i>Where Was Patrick Henry on the 29th of May?</i></li> <li>• <i>Sweet Clara and the Freedom Quilt</i></li> </ul>	
<p><b>TECHNOLOGY</b> and <b>REAL-WORLD SKILLS</b></p>	<p> <b>SMART PLACE CD-ROM</b> Comprehension Skills, p. T515</p> <p><b>WORKSHOP</b>, pp. T549–T554</p>	<p> <b>SCHOLASTIC NETWORK</b> Finding the Facts, p. T527</p> <p><b>WORKSHOP</b>, pp. T549–T554</p>	

DAY 3	DAY 4	DAY 5
<p><b>READ:</b> ▲ *                      "Mexico," pp. T530–T531</p> <p><b>GENRE:</b> Bilingual Poetry, p. T531</p> <p>☑ <b>COMPREHENSION:</b> ▲ ■ ☑                      Illustrator's Craft: Details, pp. T534–T535                      Transparency 81                      Practice Book, pp. 288–290</p> <p><b>INTERVENTION,</b> ● p. T536                      Phonics: Syllabication: Words With <i>-le, -al, -el</i>                      Illustrator's Craft: Details                      Fluency: Choral Reading</p>	<p><b>LITERATURE CONNECTION:</b>  <i>Rain Player</i>, p. T538</p> <p><b>PHONICS:</b> ▲                      Syllabication: Words With <i>-le, -al, -el</i>, p. T540</p> <p><b>CONTENT AREA VOCABULARY,</b>                      p. T541</p>	<p><b>READING ASSESSMENT:</b>                      Selection Test, p. T544</p> <p><b>MODIFYING ASSESSMENT,</b> p. T544                      ESL/ELD: Vocabulary                      Extra Help: Illustrator's Craft</p> <p><b>PERFORMANCE-BASED ASSESSMENT:</b>                      Conference, p. T545                      One-Minute Fluency, p. T545</p>
<p><b>RESPOND:</b> ▲ ■                      Think About Reading, p. T532                      Write an Art Review, p. T533                      Practice Book, p. 286</p> <p>☑ <b>SPELLING:</b>                      Write/Proofread, p. R65                      Spelling Resource Book, p. 143</p> <p>☑ <b>GRAMMAR, USAGE, MECHANICS:</b>                      Practice, p. R67                      Practice Book, p. 287</p> <p><b>ORAL LANGUAGE,</b> p. T533</p>	<p><b>WRITING WORKSHOP:</b>                      Sports Report, p. T538  <b>Writer's Craft:</b> Vivid Verbs, p. T539                      Transparency 82                      Practice Book, p. 285</p> <p>☑ <b>SPELLING:</b>                      Study/Review, p. R65                      Spelling Resource Book, p. 200</p> <p>☑ <b>GRAMMAR, USAGE, MECHANICS:</b>                      Apply, p. R67</p> <p><b>ORAL LANGUAGE,</b> p. T539</p>	<p><b>WRITING ASSESSMENT,</b> p. T546                      Student Model                      Students' Writing Rubric</p> <p>☑ <b>SPELLING:</b>                      Posttest, p. R65                      Spelling Resource Book, p. 202</p> <p>☑ <b>GRAMMAR, USAGE, MECHANICS:</b>                      Assess, p. R67</p> <p><b>ORAL LANGUAGE,</b> p. T546</p>
<p><b>RESPOND:</b> Literature Circle, p. T533</p> <p><b>INTEGRATED CURRICULUM:</b>                      Science, p. R68</p> <p><b>READ ALOUD,</b> p. T537</p> <p><b>SCHOLASTIC GUIDED READING PROGRAM,</b> p. T537</p> <p><b>OPTIONAL MATERIALS,</b> ● p. T537                      Sprint Plus book: <i>The Story of Thomas Alva Edison, Inventor Rain Player</i> audiocassette</p>	<p><b>READ ALOUD,</b> p. T543</p> <p><b>SCHOLASTIC GUIDED READING PROGRAM,</b> p. T543</p> <p>☑ <b>STUDY SKILLS:</b>                      Forms and Applications, pp. T542–T543                      Practice Book, p. 291</p>	<p><b>READ ALOUD,</b> p. T548</p> <p><b>SCHOLASTIC GUIDED READING PROGRAM,</b> p. T548</p> <p><b>INTEGRATED LANGUAGE ARTS:</b>                      A Cheer for Pik, p. T547                      An Oral Book Report, p. T547                      Depict the Rain Player, p. T548                      Present a Puppet Play, p. T548</p>
<p> <b>ELECTRONIC THESAURUS</b>                      Language Development, p. T533</p> <p><b>WORKSHOP,</b> pp. T549–T554</p>	<p> <b>INTERNET</b>                      Expand Vocabulary, p. T541</p> <p> <b>SCHOLASTIC NETWORK</b>                      Study Skills, p. T543</p> <p><b>WORKSHOP,</b> pp. T549–T554</p>	<p> <b>VIDEO</b>                      Presentation Tools, p. T548</p> <p><b>WORKSHOP,</b> pp. T549–T554</p>





# Literacy Place Weekly Organizer

## The Rag Coat

	DAY 1	DAY 2	
<p><b>READ</b> and Introduce Skills</p> <ul style="list-style-type: none"> <li>• VOCABULARY</li> <li>• PHONICS</li> <li>• COMPREHENSION</li> <li>• LITERARY ELEMENT</li> </ul>	<p><b>BUILD BACKGROUND</b>, ▲ p. T561</p> <p> <b>VOCABULARY</b>: ▲ ■ pp. T562–T563 Vocabulary Transparency 23 Transparency 83 Practice Book, p. 294</p> <p><b>PREVIEW AND PREDICT</b>, p. T564</p> <p><b>READ</b>: ▲ ■ * <i>The Rag Coat</i>, pp. T564–T571</p> <p><b>GENRE</b>: Realistic Fiction, p. T565</p> <p> <b>LITERARY ELEMENTS</b>:  Character, p. T567 Point of View, p. T569</p>	<p><b>READ</b>: ▲ ■ * <i>The Rag Coat</i>, pp. T572–T577</p> <p><b>LITERARY ELEMENT</b>: Theme, p. T575</p>	
<p><b>WRITE</b> and Respond</p> <ul style="list-style-type: none"> <li>• GRAMMAR</li> <li>• USAGE</li> <li>• MECHANICS</li> <li>• SPELLING</li> <li>• WRITING</li> </ul>	<p><b>WRITING WORKSHOP</b>: Introduce, p. T561</p> <p><b>JOURNAL</b>: Make Predictions, p. T564</p> <p> <b>SPELLING</b>: Pretest: Suffixes <i>-ful</i> and <i>-less</i>, p. R70 Spelling Resource Book, p. 144</p> <p> <b>GRAMMAR, USAGE, MECHANICS</b>: Teach/Model: Avoiding Double Negatives, p. R72</p> <p><b>ORAL LANGUAGE</b>, p. T571</p>	<p><b>WRITING WORKSHOP</b>: Prewrite, p. T577 Practice Book, p. 295</p> <p> <b>SPELLING</b>: Vocabulary Practice, p. R70 Spelling Resource Book, pp. 145–147</p> <p> <b>GRAMMAR, USAGE, MECHANICS</b>: Practice, p. R72</p> <p><b>ORAL LANGUAGE</b>, p. T577</p>	
<p><b>EXTEND SKILLS</b> and Apply to Literature</p> <ul style="list-style-type: none"> <li>• INTEGRATED LANGUAGE ARTS</li> <li>• LISTENING/SPEAKING/VIEWING</li> <li>• INTEGRATED CURRICULUM</li> <li>• GUIDED READING</li> <li>• INDEPENDENT READING</li> </ul>	<p><b>READ ALOUD</b>, p. T571</p> <p><b>SCHOLASTIC GUIDED READING PROGRAM</b>, p. T571</p> <p><b>INTEGRATED CURRICULUM</b>: Math, p. R74 Science, p. R74</p> <p><b>TRADE BOOKS</b></p> <ul style="list-style-type: none"> <li>• <i>The Great Squirrel Uprising</i></li> <li>• <i>Sweet Clara and the Freedom Quilt</i></li> </ul>	<p><b>READ ALOUD</b>, p. T577</p> <p><b>SCHOLASTIC GUIDED READING PROGRAM</b>, p. T577</p> <p><b>INTEGRATED CURRICULUM</b>: Social Studies, p. R75 The Arts, p. R75</p> <p><b>TRADE BOOKS</b></p> <ul style="list-style-type: none"> <li>• <i>Where Was Patrick Henry on the 29th of May?</i></li> <li>• <i>Class President</i></li> </ul>	
<p><b>TECHNOLOGY</b> and <b>REAL-WORLD SKILLS</b></p>	<p> <b>WORD PROCESSING</b> Comprehension Skills, p. T567</p> <p><b>WORKSHOP</b>, pp. T549–T554</p>	<p> <b>SPELLING STUDIO CD-ROM</b> Spelling, p. T577</p> <p><b>WORKSHOP</b>, pp. T549–T554</p>	












**MODIFY INSTRUCTION**

- INTERVENTION    ▲ ESL/ELD    ■ EXTRA HELP
- \* GIFTED & TALENTED    ☑ = TESTED SKILL

	DAY 3	DAY 4	DAY 5
	<p><b>READ:</b> ▲ ■ * "Eye on the Prize," pp. T578–T581</p> <p>☑ <b>COMPREHENSION:</b> Main Idea/Details, p. T581</p> <p>☑ <b>LITERARY ELEMENTS:</b> ▲ * Character, pp. T584–T585 Transparency 84 Practice Book, pp. 298–300 Point of View, pp. T586–T587 Transparency 85 Practice Book, pp. 299, 301–302</p> <p><b>INTERVENTION,</b> ● p. T588 Phonics: Inflectional Endings Literary Element: Character Fluency: Paired Reading</p>	<p><b>LITERATURE CONNECTION:</b> <i>The Rag Coat</i>, p. T590</p> <p><b>CONTEXT CLUES:</b> ▲ Unfamiliar Words, p. T592</p> <p><b>CONTENT AREA VOCABULARY,</b> p. T593</p>	<p><b>READING ASSESSMENT:</b> Selection Test, p. T596</p> <p><b>MODIFYING ASSESSMENT,</b> p. T596 ESL/ELD: Vocabulary Extra Help: Literary Element</p> <p><b>PERFORMANCE-BASED ASSESSMENT:</b> Conference, p. T597 One-Minute Fluency, p. T597</p>
	<p><b>RESPOND:</b> ▲ ■ Think About Reading, p. T582 Write a Character Sketch, p. T583 Practice Book, p. 296</p> <p>☑ <b>SPELLING:</b> Write/Proofread, p. R71 Spelling Resource Book, p. 148</p> <p>☑ <b>GRAMMAR, USAGE, MECHANICS:</b> Practice, p. R73 Practice Book, p. 297</p> <p><b>ORAL LANGUAGE,</b> p. T583</p>	<p><b>WRITING WORKSHOP:</b> Personal Essay, p. T590 <b>Writer's Craft:</b> Sentence Variety, p. T591 Transparency 86; Practice Book, p. 295</p> <p>☑ <b>SPELLING:</b> Study/Review, p. R71 Spelling Resource Book, p. 200</p> <p>☑ <b>GRAMMAR, USAGE, MECHANICS:</b> Apply, p. R73</p> <p><b>ORAL LANGUAGE,</b> p. T591</p>	<p><b>WRITING ASSESSMENT,</b> p. T598 Student Model Students' Writing Rubric</p> <p>☑ <b>SPELLING:</b> Posttest, p. R71 Spelling Resource Book, p. 202</p> <p>☑ <b>GRAMMAR, USAGE, MECHANICS:</b> Assess, p. R73</p> <p><b>ORAL LANGUAGE,</b> p. T598</p>
	<p><b>RESPOND:</b> Literature Circle, p. T583</p> <p><b>READ ALOUD,</b> p. T589</p> <p><b>SCHOLASTIC GUIDED READING PROGRAM,</b> p. T589</p> <p><b>OPTIONAL MATERIALS,</b> ● p. T589 Sprint Plus book: <i>The Great Talking Contest</i> <i>The Rag Coat</i> audiocassette</p>	<p><b>READ ALOUD,</b> p. T595</p> <p><b>SCHOLASTIC GUIDED READING PROGRAM,</b> p. T595</p> <p>☑ <b>STUDY SKILLS:</b> Use Multiple References, pp. T594–T595 Practice Book, p. 305</p>	<p><b>READ ALOUD,</b> p. T600</p> <p><b>SCHOLASTIC GUIDED READING PROGRAM,</b> p. T600</p> <p><b>INTEGRATED LANGUAGE ARTS:</b> Make a "Quilt" of Favorite Things, p. T599 Become a Storyteller, p. T599 Create Word Riddles, p. T600 Create a Travel Brochure, p. T600</p>
	<p> <b>SCHOLASTIC NETWORK</b> Writing Skills, p. T583</p> <p><b>WORKSHOP,</b> pp. T549–T554</p>	<p> <b>INTERNET</b> Expand Vocabulary, p. T593</p> <p> <b>INTERNET</b> Study Skills, p. T595</p> <p><b>WORKSHOP,</b> pp. T549–T554</p>	<p> <b>SMART PLACE CD-ROM</b> Presentation Tools, p. T599</p> <p><b>WORKSHOP,</b> pp. T549–T554</p>





# Literacy Place Weekly Organizer

## Teammates

	DAY 1	DAY 2	
<p><b>READ</b> and Introduce Skills</p> <ul style="list-style-type: none"> <li>• VOCABULARY</li> <li>• PHONICS</li> <li>• COMPREHENSION</li> <li>• LITERARY ELEMENT</li> </ul>	<p><b>BUILD BACKGROUND</b>, ▲ p. T607</p> <p> <b>VOCABULARY</b>: ▲ ■ pp. T608–T609 Vocabulary Transparency 24 Transparency 87 Practice Book, p. 306</p> <p><b>PREVIEW AND PREDICT</b>, p. T610</p> <p><b>READ</b>: ▲ ■ * <i>Teammates</i>, pp. T610–T615</p> <p><b>GENRE</b>: Biography, p. T611</p> <p> <b>COMPREHENSION</b>: Evaluate Author's Purpose, p. T613 </p>	<p><b>READ</b>: ▲ ■ * <i>Teammates</i>, pp. T616–T623</p> <p> <b>LITERARY ELEMENT</b>: Character, p. T619</p> <p> <b>COMPREHENSION</b>: Compare/Contrast, p. T621</p>	
<p><b>WRITE</b> and Respond</p> <ul style="list-style-type: none"> <li>• GRAMMAR</li> <li>• USAGE</li> <li>• MECHANICS</li> <li>• SPELLING</li> <li>• WRITING</li> </ul>	<p><b>WRITING WORKSHOP</b>: Introduce, p. T607</p> <p><b>JOURNAL</b>: Make Predictions, p. T610</p> <p> <b>SPELLING</b>: Pretest: Suffix <i>-ly</i>, p. R76 Spelling Resource Book, p. 149</p> <p> <b>GRAMMAR, USAGE, MECHANICS</b>: Teach/Model: Combining Sentences, p. R78</p> <p><b>ORAL LANGUAGE</b>, p. T615</p>	<p><b>WRITING WORKSHOP</b>: Prewrite, p. T623 Practice Book, p. 307</p> <p> <b>SPELLING</b>: Vocabulary Practice, p. R76 Spelling Resource Book, pp. 150–152</p> <p> <b>GRAMMAR, USAGE, MECHANICS</b>: Practice, p. R78</p> <p><b>ORAL LANGUAGE</b>, p. T623</p>	
<p><b>EXTEND SKILLS</b> and Apply to Literature</p> <ul style="list-style-type: none"> <li>• INTEGRATED LANGUAGE ARTS</li> <li>• LISTENING/SPEAKING/VIEWING</li> <li>• INTEGRATED CURRICULUM</li> <li>• GUIDED READING</li> <li>• INDEPENDENT READING</li> </ul>	<p><b>READ ALOUD</b>, p. T615</p> <p><b>SCHOLASTIC GUIDED READING PROGRAM</b>, p. T615</p> <p><b>INTEGRATED CURRICULUM</b>: Social Studies, p. R81</p> <p><b>TRADE BOOKS</b></p> <ul style="list-style-type: none"> <li>• <i>The Great Squirrel Uprising</i></li> <li>• <i>Class President</i></li> </ul>	<p><b>READ ALOUD</b>, p. T623</p> <p><b>SCHOLASTIC GUIDED READING PROGRAM</b>, p. T623</p> <p><b>INTEGRATED CURRICULUM</b>: Math, p. R80 Science, p. R80</p> <p><b>TRADE BOOKS</b></p> <ul style="list-style-type: none"> <li>• <i>Where Was Patrick Henry on the 29th of May?</i></li> <li>• <i>Sweet Clara and the Freedom Quilt</i></li> </ul>	
<p><b>TECHNOLOGY</b> and <b>REAL-WORLD SKILLS</b></p>	<p> <b>SCHOLASTIC NETWORK</b> Finding the Facts, p. T613</p>	<p> <b>SMART PLACE CD-ROM</b> Language Development, p. T617</p> <p><b>PROJECT</b>, pp. T656–T663</p>	

**MODIFY INSTRUCTION**

- INTERVENTION    ▲ ESL/ELD    ■ EXTRA HELP
- \* GIFTED & TALENTED    ☑ = TESTED SKILL

	DAY 3	DAY 4	DAY 5
	<p><b>READ:</b> ▲ ■ * "Casey at the Bat," pp. T624–T627</p> <p><b>GENRE:</b> Play, p. T625</p> <p>☑ <b>COMPREHENSION:</b> ▲ * Evaluate Author's Purpose, pp. T630–T631 Transparency 88 Practice Book, pp. 310–312</p> <p><b>INTERVENTION,</b> ● p. T632 Phonics: Syllabication: Vowel Digraphs Comprehension: Evaluate Author's Purpose Fluency: Repeated Readings</p>	<p><b>LITERATURE CONNECTION:</b> <i>Teammates</i>, p. T634</p> <p><b>PHONICS:</b> ▲ Syllabication: Vowel Digraphs, p. T636</p> <p><b>CONTENT AREA VOCABULARY,</b> p. T637</p>	<p><b>READING ASSESSMENT:</b> Selection Test, p. T640</p> <p><b>MODIFYING ASSESSMENT,</b> p. T640 ESL/ELD: Vocabulary Extra Help: Comprehension</p> <p><b>PERFORMANCE-BASED ASSESSMENT:</b> One-Minute Fluency, p. T641 Conference, p. T641</p>
	<p><b>RESPOND:</b> ▲ ■ Think About Reading, p. T628 Write a Catalogue Description, p. T629 Practice Book, p. 308</p> <p>☑ <b>SPELLING:</b> Write/Proofread, p. R77 Spelling Resource Book, p. 153</p> <p>☑ <b>GRAMMAR, USAGE, MECHANICS:</b> Practice, p. R79 Practice Book, p. 309</p> <p><b>ORAL LANGUAGE,</b> p. T629</p>	<p><b>WRITING WORKSHOP:</b> Biographical Sketch, p. T634 <b>Writer's Craft:</b> Chronological Order, p. T635 Transparency 89; Practice Book, p. 307</p> <p>☑ <b>SPELLING:</b> Study/Review, p. R77 Spelling Resource Book, p. 200</p> <p>☑ <b>GRAMMAR, USAGE, MECHANICS:</b> Apply, p. R79</p> <p><b>ORAL LANGUAGE,</b> p. T635</p>	<p><b>WRITING ASSESSMENT,</b> p. T642 Student Model Students' Writing Rubric</p> <p>☑ <b>SPELLING:</b> Posttest, p. R77 Spelling Resource Book, p. 202</p> <p>☑ <b>GRAMMAR, USAGE, MECHANICS:</b> Assess, p. R79</p> <p><b>ORAL LANGUAGE,</b> p. T642</p>
	<p><b>RESPOND:</b> Literature Circle, p. T629</p> <p><b>READ ALOUD,</b> p. T633</p> <p><b>SCHOLASTIC GUIDED READING PROGRAM,</b> p. T633</p> <p><b>INTEGRATED CURRICULUM:</b> The Arts, p. R81</p> <p><b>OPTIONAL MATERIALS,</b> ● p. T633 Sprint Plus book: <i>The Computer Capers</i> <i>Teammates</i> audiocassette</p>	<p><b>READ ALOUD,</b> p. T639</p> <p><b>SCHOLASTIC GUIDED READING PROGRAM,</b> p. T639</p> <p><b>STUDY SKILLS:</b> Taking Reading Tests: Nonfiction, pp. T638–T639 Practice Book, p. 315</p>	<p><b>READ ALOUD,</b> p. T644</p> <p><b>SCHOLASTIC GUIDED READING PROGRAM,</b> p. T644</p> <p><b>INTEGRATED LANGUAGE ARTS:</b> Sports for All, p. T643 Be a Sportscaster, p. T643 Create Hero Cards, p. T644 Celebrate Friendship, p. T644</p>
	<p> <b>SCHOLASTIC WEB SITE</b> Organizing Information, p. T629</p> <p><b>PROJECT,</b> pp. T656–T663</p>	<p> <b>INTERNET</b> Expand Vocabulary, p. T637</p> <p> <b>WORD PROCESSING</b> Study Skills, p. T639</p> <p><b>PROJECT,</b> pp. T656–T663</p>	<p> <b>SMART PLACE CD-ROM</b> Presentation Tools, p. T644</p> <p><b>PROJECT,</b> pp. T656–T663</p>

LITERACY PLACE WEEKLY ORGANIZER: EXTENDED STUDY

DAY 1	DAY 2	DAY 3	DAY 4	DAY 5
<ul style="list-style-type: none"> <li>• EXTENDED STUDY</li> <li>• TRADE BOOK LIBRARY</li> <li>• PROJECT</li> </ul>	<ul style="list-style-type: none"> <li>• EXTENDED STUDY</li> <li>• WRITING PROCESS</li> <li>• TRADE BOOK LIBRARY</li> <li>• PROJECT</li> </ul>	<ul style="list-style-type: none"> <li>• EXTENDED STUDY</li> <li>• WRITING PROCESS</li> <li>• TRADE BOOK LIBRARY</li> <li>• PROJECT</li> </ul>	<ul style="list-style-type: none"> <li>• WRITING PROCESS</li> <li>• TRADE BOOK LIBRARY</li> <li>• PROJECT</li> </ul>	<ul style="list-style-type: none"> <li>• TRADE BOOK LIBRARY</li> <li>• OTHER LITERATURE AND MEDIA</li> <li>• PROJECT</li> </ul>

LITERACY PLACE WEEKLY ORGANIZER: WRAP-UP

DAY 1	DAY 2	DAY 3	DAY 4	DAY 5
<ul style="list-style-type: none"> <li>• TRADE BOOK LIBRARY</li> <li>• PROJECT</li> <li>• TECHNOLOGY</li> </ul>	<ul style="list-style-type: none"> <li>• TRADE BOOK LIBRARY</li> <li>• PROJECT</li> <li>• TECHNOLOGY</li> </ul>	<ul style="list-style-type: none"> <li>• TRADE BOOK LIBRARY</li> <li>• PROJECT</li> </ul>	<ul style="list-style-type: none"> <li>• TRADE BOOK LIBRARY</li> <li>• PROJECT</li> <li>• HOME INVOLVEMENT</li> </ul>	<ul style="list-style-type: none"> <li>• TRADE BOOK LIBRARY</li> <li>• PRESENTATION SKILL</li> <li>• END OF UNIT ASSESSMENT</li> </ul>