















Literacy Place Weekly Organizer

Fox Song

	DAY 1	DAY 2	
<p>READ and Introduce Skills</p> <ul style="list-style-type: none"> • VOCABULARY • PHONICS • COMPREHENSION • LITERARY ELEMENT 	<p>BUILD BACKGROUND, ▲ p. T21</p> <p> VOCABULARY, ▲ ■ pp. T22–T23 Vocabulary Transparency 1 Practice Book, p. 12</p> <p>PREVIEW AND PREDICT, p. T24</p> <p>READ: ▲ ■ * ● <i>Fox Song</i>, pp. T24–T29</p> <p> LITERARY ELEMENT: ✓ Flashback, p. T25 ✓ Mood, p. T27 </p>	<p>READ: ▲ ■ * ● <i>Fox Song</i>, pp. T30–T41</p> <p>CONTEXT CLUES: Unfamiliar Words, p. T31</p> <p>GENRE: Fiction, p. T33</p> <p>ILLUSTRATOR'S CRAFT: Characterization, p. T35</p> <p> AUTHOR'S CRAFT: Metaphor, p. T37</p> <p>COMPREHENSION: Sequence, p. T39</p>	
<p>WRITE and Respond</p> <ul style="list-style-type: none"> • GRAMMAR • USAGE • MECHANICS • SPELLING • WRITING 	<p>WRITING WORKSHOP: Introduce, p. T21</p> <p>JOURNAL: Make Predictions, p. T24</p> <p> SPELLING: Pretest: Homophones, p. R2 Spelling Resource Book, p. 9</p> <p> GRAMMAR, USAGE, MECHANICS: Teach/Model: Types of Sentences, p. R4</p> <p>ORAL LANGUAGE, p. T29</p>	<p>WRITING WORKSHOP: Prewrite, p. T41 Practice Book, p. 13</p> <p> SPELLING: Vocabulary Practice, p. R2 Spelling Resource Book, pp. 10–12</p> <p> GRAMMAR, USAGE, MECHANICS: Practice, p. R4</p> <p>ORAL LANGUAGE, p. T41</p>	
<p>EXTEND SKILLS and Apply to Literature</p> <ul style="list-style-type: none"> • INTEGRATED LANGUAGE ARTS • LISTENING/SPEAKING/VIEWING • INTEGRATED CURRICULUM • GUIDED READING • INDEPENDENT READING 	<p>READ ALOUD, p. T29</p> <p>SCHOLASTIC GUIDED READING PROGRAM, p. T29</p> <p>TRADE BOOKS</p> <ul style="list-style-type: none"> • <i>Circle of Gold</i> • <i>Racing the Sun</i> 	<p>READ ALOUD, p. T41</p> <p>SCHOLASTIC GUIDED READING PROGRAM, p. T41</p> <p>INTEGRATED CURRICULUM: The Arts, p. R7 Science, p. R6 Math, p. R6 Social Studies, p. R7</p> <p>TRADE BOOKS</p> <ul style="list-style-type: none"> • <i>Dear Mr. Henshaw</i> • <i>Anne Frank: Beyond the Diary</i> 	
<p>TECHNOLOGY and REAL-WORLD SKILLS</p>	<p> SCHOLASTIC NETWORK Finding the Facts, p. T27</p>	<p> WORD PROCESSING Comprehension Skills, p. T35</p> <p>WORKSHOP, pp. T101–T106</p>	

	DAY 3	DAY 4	DAY 5
	<p>READ: ▲ * "Joseph Shabalala, Musician," pp. T42–T45</p> <p>GENRE: Profile, p. T43</p> <p>☑ LITERARY ELEMENT: ▲ * Mood, pp. T48–T49 Transparency 2 Practice Book, pp. 17–19</p> <p>INTERVENTION, ● p. T50 Context Clues: Unfamiliar Words Literary Element: Mood Fluency: Paired Reading</p>	<p>LITERATURE CONNECTION: <i>Fox Song</i>, p. T52</p> <p>☑ PHONICS: ▲ Polysyllabic Words, p. T54</p> <p>☑ CONTENT AREA VOCABULARY, p. T55</p>	<p>READING ASSESSMENT: Selection Test, p. T58</p> <p>MODIFYING ASSESSMENT, p. T58 ESL/ELD: Vocabulary Extra Help: Literary Element</p> <p>PERFORMANCE-BASED ASSESSMENT: Conference, p. T59 One-Minute Fluency, p. T59</p>
		<p>Skills practice every day</p>	
	<p>RESPOND: ▲ ■ Think About Reading, p. T46 Write a Lyric Poem, p. T47 Practice Book, p. 15</p> <p>☑ SPELLING: Write/Proofread, p. R3 Spelling Resource Book, p. 13</p> <p>☑ GRAMMAR, USAGE, MECHANICS: Practice, p. R5 Practice Book, p. 16</p> <p>ORAL LANGUAGE, p. T47</p>	<p>WRITING WORKSHOP: Short Story, p. T52</p> <p>WRITER'S CRAFT: Flashback, p. T53 Transparency 3 Practice Book, p. 13</p> <p>☑ SPELLING: Study/Review, p. R3 Spelling Resource Book, p. 200</p> <p>☑ GRAMMAR, USAGE, MECHANICS: Apply, p. R5</p> <p>ORAL LANGUAGE, p. T53</p>	<p>WRITING ASSESSMENT, p. T60 Student Model Students' Writing Rubric</p> <p>☑ SPELLING: Posttest, R3 Spelling Resource Book, p. 202</p> <p>☑ GRAMMAR, USAGE, MECHANICS: Assess, p. R5</p> <p>ORAL LANGUAGE, p. T60</p>
	<p>RESPOND: Literature Circle, p. T47</p> <p>READ ALOUD, p. T51</p> <p>SCHOLASTIC GUIDED READING PROGRAM, p. T51</p> <p>OPTIONAL MATERIALS, ● p. T51 Read 180: <i>Little Monsters</i> <i>Fox Song</i> audiocassette</p>	<p>READ ALOUD, p. T57</p> <p>SCHOLASTIC GUIDED READING PROGRAM, p. T57</p> <p>ORAL LANGUAGE: Tell a Story, pp. T56–T57 Practice Book, p. 20</p>	<p>READ ALOUD, p. T62</p> <p>SCHOLASTIC GUIDED READING PROGRAM, p. T62</p> <p>INTEGRATED LANGUAGE ARTS: Editorial, p. T61 Team Up for Meaning, p. T61 Present a Scene, p. T62 Share a Song, p. T62</p>
	<p> SMART PLACE CD-ROM Presentation Tools, p. T47</p> <p>WORKSHOP, pp. T101–T106</p>	<p> ELECTRONIC ENCYCLOPEDIA Expand Vocabulary, p. T55</p> <p> AUDIO Speaking Skills, p. T57</p> <p>WORKSHOP, pp. T101–T106</p>	<p> INTERNET Writing Skills, p. T61</p> <p>WORKSHOP, pp. T101–T106</p>





Literacy Place Weekly Organizer

Like Father, Like Son: The Griffey's

	DAY 1	DAY 2	
<p>READ and Introduce Skills</p> <ul style="list-style-type: none"> • VOCABULARY • PHONICS • COMPREHENSION • LITERARY ELEMENT 	<p>BUILD BACKGROUND: ▲ p. T69</p> <p><input checked="" type="checkbox"/> VOCABULARY: ▲ ■ p. T70 Transparency 4 Vocabulary Transparency 2 Practice Book, p. 21</p> <p>PREVIEW AND PREDICT, p. T72</p> <p>READ: ▲ * ■ <i>Like Father, Like Son: The Griffey's,</i> pp. T72–T79</p> <p><input checked="" type="checkbox"/> GENRE: Sports Profile, p. T73</p> <p><input checked="" type="checkbox"/> COMPREHENSION: Summarize, p. T75</p> <p><input checked="" type="checkbox"/> WORD STUDY: Jargon, p. T77</p>	<p>READ: ▲ * ■ ● <i>"Who's on First?"</i> pp. T80–T83</p> <p>TEXT STRUCTURE: Comedy Routine, p. T81</p>	
<p>WRITE and Respond</p> <ul style="list-style-type: none"> • GRAMMAR • USAGE • MECHANICS • SPELLING • WRITING 	<p>WRITING WORKSHOP: Introduce, p. T69</p> <p>JOURNAL: Make Predictions, p. T72</p> <p><input checked="" type="checkbox"/> SPELLING: Pretest: Spellings for /ōō/ and /yōō/, p. R8 Spelling Resource Book, p. 14</p> <p><input checked="" type="checkbox"/> GRAMMAR, USAGE, MECHANICS: Teach/Model: Complete and Simple Subjects, p. R10</p> <p>ORAL LANGUAGE, p. T79</p>	<p>WRITING WORKSHOP: Prewrite, p. T83 Practice Book, p. 22</p> <p><input checked="" type="checkbox"/> SPELLING: Vocabulary Practice, p. R8 Spelling Resource Book, pp. 15–17</p> <p><input checked="" type="checkbox"/> GRAMMAR, USAGE, MECHANICS: Practice, p. R10</p> <p>ORAL LANGUAGE, p. T83</p>	
<p>EXTEND SKILLS and Apply to Literature</p> <ul style="list-style-type: none"> • INTEGRATED LANGUAGE ARTS • LISTENING/SPEAKING/VIEWING • INTEGRATED CURRICULUM • GUIDED READING • INDEPENDENT READING 	<p>READ ALOUD, p. T79</p> <p>SCHOLASTIC GUIDED READING PROGRAM, p. T79</p> <p>INTEGRATED CURRICULUM: Science, p. R12 The Arts, p. R13 Math, p. R12</p> <p>TRADE BOOKS</p> <ul style="list-style-type: none"> • <i>Circle of Gold</i> • <i>Racing the Sun</i> 	<p>READ ALOUD, p. T83</p> <p>SCHOLASTIC GUIDED READING PROGRAM, p. T83</p> <p>INTEGRATED CURRICULUM: Social Studies, p. R13</p> <p>TRADE BOOKS</p> <ul style="list-style-type: none"> • <i>Dear Mr. Henshaw</i> • <i>Anne Frank: Beyond the Diary</i> 	
<p>TECHNOLOGY and REAL-WORLD SKILLS</p>	<p> INTERNET Finding the Facts, p. T79</p> <p>WORKSHOP, pp. T101–T106</p>	<p> SMART PLACE CD-ROM Comprehension Skills, p. T83</p> <p>WORKSHOP, pp. T101–T106</p>	




MODIFY INSTRUCTION

- INTERVENTION ▲ ESL/ELD ■ EXTRA HELP
- * GIFTED & TALENTED ☑ = TESTED SKILL

	DAY 3	DAY 4	DAY 5
	<p>REREAD: <i>Like Father, Like Son: The Griffey's</i> pp. T72–T79</p> <p>☑ COMPREHENSION: ▲ ■ Summarize, pp. T86–T87 Transparency 5 Practice Book, pp. 25–27</p> <p>INTERVENTION, ● p. T88 Vocabulary: Word Study: Jargon Comprehension: Summarize Fluency: Paired Reading</p>	<p>LITERATURE CONNECTION: <i>Like Father, Like Son: The Griffey's</i>, p. T90</p> <p>PHONICS: Open/Closed Syllables, p. T92</p> <p>CONTENT AREA VOCABULARY, p. T93</p>	<p>READING ASSESSMENT: Selection Test, p. T96</p> <p>MODIFYING ASSESSMENT, p. T96 ESL/ELD: Vocabulary Extra Help: Comprehension</p> <p>PERFORMANCE-BASED ASSESSMENT: Conference, p. T97 One-Minute Fluency, p. T97</p>
	<p>RESPOND: ▲ Think About Reading, p. T84 Write an Interview, p. T85 Practice Book, p. 23</p> <p>☑ SPELLING: Write/Proofread, p. R9 Spelling Resource Book, p. 18</p> <p>☑ GRAMMAR, USAGE, MECHANICS: Practice, p. R11 Practice Book, p. 24</p> <p>ORAL LANGUAGE, p. T85</p>	<p>WRITING WORKSHOP: News Story, p. T90 Transparency 6 Practice Book, p. 22</p> <p>☑ SPELLING: Study/Review, p. R9 Spelling Resource Book, p. 200</p> <p>☑ GRAMMAR, USAGE, MECHANICS: Apply, p. R11</p> <p>ORAL LANGUAGE, p. T91</p>	<p>WRITING ASSESSMENT, p. T98 Student Model Students' Writing Rubric</p> <p>☑ SPELLING: Posttest, p. R9 Spelling Resource Book, p. 202</p> <p>☑ GRAMMAR, USAGE, MECHANICS: Assess, p. R11</p> <p>ORAL LANGUAGE, p. T98</p>
	<p>RESPOND: Literature Circle, p. T85</p> <p>READ ALOUD, p. T89</p> <p>SCHOLASTIC GUIDED READING PROGRAM, p. T89</p> <p>OPTIONAL MATERIALS, ● p. T89 Sprint Plus: <i>The Home Run Kings</i> <i>Like Father, Like Son: The Griffey's</i> audiocassette</p>	<p>READ ALOUD, p. T95</p> <p>SCHOLASTIC GUIDED READING PROGRAM, p. T95</p> <p>☑ STUDY SKILLS: Library Media Center, p. T94 Practice Book, p. 28</p>	<p>READ ALOUD, p. T100</p> <p>SCHOLASTIC GUIDED READING PROGRAM, p. T100</p> <p>INTEGRATED LANGUAGE ARTS: Research America's Favorite Pastime, p. T99 Demonstrate Your Favorite Sport, p. T99 Sensory Description, p. T100 Write a Sports Broadcast, p. T100</p>
	<p> SMART PLACE CD-ROM Organizing Information, p. T85</p> <p>WORKSHOP, pp. T101–T106</p>	<p> SMART PLACE CD-ROM Expand Vocabulary, p. T93</p> <p> INTERNET Study Skills, p. T95</p> <p>WORKSHOP, pp. T101–T106</p>	<p> VIDEO Speaking Skills, p. T99</p> <p>WORKSHOP, pp. T101–T106</p>





Literacy Place Weekly Organizer

Just Like Me

	DAY 1	DAY 2	
<p>READ and Introduce Skills</p> <ul style="list-style-type: none"> • VOCABULARY • PHONICS • COMPREHENSION • ILLUSTRATOR'S CRAFT 	<p>BUILD BACKGROUND, ▲ p. T113</p> <p>☑ VOCABULARY: ▲ ■ pp. T114–T115 Vocabulary Transparency 3 Transparencies 3, 7 Practice Book, p. 31</p> <p>PREVIEW AND PREDICT, p. T116</p> <p>READ: ▲ * ■ ● <i>Just Like Me</i>, pp. T116–T125</p> <p>GENRE: Personal Anecdotes, p. T117</p> <p>☑ ILLUSTRATOR'S CRAFT:  Self-Portrait, p. T119</p> <p>☑ COMPREHENSION: Compare/Contrast, p. T121</p> <p>PHONICS: Schwa /ə/, p. T123</p>	<p>READ: ▲ ■ * <i>Just Like Me</i>, pp. T126–T131</p> <p>ILLUSTRATOR'S CRAFT: Collage, p. T127</p> <p>☑ COMPREHENSION: Categorize Information, p. T129</p>	
<p>WRITE and Respond</p> <ul style="list-style-type: none"> • GRAMMAR • USAGE • MECHANICS • SPELLING • WRITING 	<p>WRITING WORKSHOP: Introduce, p. T113</p> <p>JOURNAL: Record Observations, p. T116</p> <p>☑ SPELLING: Pretest: More Homophones, p. R14 Spelling Resource Book, p. 19</p> <p>☑ GRAMMAR, USAGE, MECHANICS: Teach/Model: Complete and Simple Predicates, p. R16</p> <p>ORAL LANGUAGE, p. T125</p>	<p>WRITING WORKSHOP: Prewrite, p. T131 Practice Book, p. 32</p> <p>☑ SPELLING: Vocabulary Practice, p. R14 Spelling Resource Book, pp. 20–22</p> <p>☑ GRAMMAR, USAGE, MECHANICS: Practice, p. R16</p> <p>ORAL LANGUAGE, p. T131</p>	
<p>EXTEND SKILLS and Apply to Literature</p> <ul style="list-style-type: none"> • INTEGRATED LANGUAGE ARTS • LISTENING/SPEAKING/VIEWING • INTEGRATED CURRICULUM • GUIDED READING • INDEPENDENT READING 	<p>READ ALOUD, p. T125</p> <p>SCHOLASTIC GUIDED READING PROGRAM, p. T125</p> <p>INTEGRATED CURRICULUM: Math, p. R18 Science, p. R18</p> <p>TRADE BOOKS</p> <ul style="list-style-type: none"> • <i>Circle of Gold</i> • <i>Racing the Sun</i> 	<p>READ ALOUD, p. T131</p> <p>SCHOLASTIC GUIDED READING PROGRAM, p. T131</p> <p>INTEGRATED CURRICULUM: The Arts, p. R19</p> <p>TRADE BOOKS</p> <ul style="list-style-type: none"> • <i>Dear Mr. Henshaw</i> • <i>Anne Frank: Beyond the Diary</i> 	
<p>TECHNOLOGY and REAL-WORLD SKILLS</p>	<p> SCHOLASTIC NETWORK Build Background, p. T125</p> <p>WORKSHOP, pp. T101–T106</p>	<p> SPREADSHEET Organizing Information, p. T131</p> <p>WORKSHOP, pp. T101–T106</p>	











MODIFY INSTRUCTION

- INTERVENTION ▲ ESL/ELD ■ EXTRA HELP
- * GIFTED & TALENTED ☑ = TESTED SKILL

	DAY 3	DAY 4	DAY 5
	<p>READ: ▲ ■ *</p> <p><i>Out of the Dust</i>, pp. T132–T135</p> <p>☑ ILLUSTRATOR'S CRAFT: ▲ *</p> <p>Self-Portrait, pp. T138–T139 Transparency 8 Practice Book, pp. 35–37</p> <p>☑ COMPREHENSION: ▲ *</p> <p>Compare/Contrast, pp. T140–T141 Transparency 9 Practice Book, pp. 36, 38–39</p> <p>INTERVENTION: ● p. T142</p> <p>Phonics: Schwa /ə/ ☑ Comprehension: Compare/Contrast Fluency: Reading Aloud</p>	<p>LITERATURE CONNECTION: Reread <i>Just Like Me</i>, p. T116–T131</p> <p>STRUCTURAL ANALYSIS: ▲</p> <p>Compound Words, p. T146</p> <p>CONTENT AREA VOCABULARY, p. T147</p>	<p>READING ASSESSMENT: Selection Test, p. T150</p> <p>MODIFYING ASSESSMENT, p. T150 ESL/ELD: Vocabulary Extra Help: Comprehension</p> <p>PERFORMANCE-BASED ASSESSMENT: Conference, p. T151 One-Minute Fluency, p. T151</p>
	<p>RESPOND: ▲ ■</p> <p>Think About Reading, p. T136 Write Catalogue Copy, p. T137 Practice Book, p. 33</p> <p>☑ SPELLING: Write/Proofread, p. R15 Spelling Resource Book, p. 23</p> <p>☑ GRAMMAR, USAGE, MECHANICS: Practice, p. R17 Practice Book, p. 34</p> <p>ORAL LANGUAGE, p. T137</p>	<p>WRITING WORKSHOP: Review of an Art Exhibit, p. T144 Writer's Craft, p. T145 Transparency 10 Practice Book, p. 32</p> <p>☑ SPELLING: Study/Review, p. R15 Spelling Resource Book, p. 200</p> <p>☑ GRAMMAR, USAGE, MECHANICS: Apply, p. R17</p> <p>ORAL LANGUAGE, p. T145</p>	<p>WRITING ASSESSMENT, p. T152 Student Model Students' Writing Rubric</p> <p>☑ SPELLING: Posttest, p. R15 Spelling Resource Book, p. 202</p> <p>☑ GRAMMAR, USAGE, MECHANICS: Assess, p. R17</p> <p>ORAL LANGUAGE, p. T152</p>
	<p>RESPOND: Literature Circle, p. T137</p> <p>READ ALOUD, p. T143</p> <p>SCHOLASTIC GUIDED READING PROGRAM, p. T143</p> <p>INTEGRATED CURRICULUM: Social Studies, p. R19</p> <p>OPTIONAL MATERIALS: ● p. T143 <i>Sprint Plus: The Computer Capers</i> <i>Just Like Me</i> audiocassette</p>	<p>READ ALOUD, p. T149</p> <p>SCHOLASTIC GUIDED READING PROGRAM, p. T149</p> <p>☑ STUDY SKILLS: Reference Sources, pp. T148–T149 Practice Book, p. 40</p>	<p>READ ALOUD, p. T154</p> <p>SCHOLASTIC GUIDED READING PROGRAM, p. T154</p> <p>INTEGRATED LANGUAGE ARTS: Personal Anecdotes, p. T153 Create a Collage Portrait, p. T153 Describe the Artwork, p. T154 Profile of an Artist, p. T154</p>
	<p> SMART PLACE CD-ROM Presentation Tools, p. T137</p> <p>WORKSHOP, pp. T101–T106</p>	<p> INTERNET Expand Vocabulary, p. T147</p> <p> CD-ROM Study Skills, p. T149</p> <p>WORKSHOP, pp. T101–T106</p>	<p> VIDEO Matching Technology to Task, p. T153</p> <p>WORKSHOP, pp. T101–T106</p>





Literacy Place Weekly Organizer

Number The Stars

	DAY 1	DAY 2	
<p>READ and Introduce Skills</p> <ul style="list-style-type: none"> • VOCABULARY • PHONICS • COMPREHENSION • LITERARY ELEMENT 	<p>BUILD BACKGROUND, ▲ p. T161</p> <p> VOCABULARY: ▲ ■ pp. T162–T163 Vocabulary Transparency 4 Transparency 11 Practice Book, p. 41</p> <p>PREVIEW AND PREDICT, p. T164</p> <p>READ: ▲ * ■ ● <i>Number the Stars</i>, pp. T164–T173</p> <p>GENRE: Historical Fiction, p. T165</p> <p> LITERARY ELEMENT:  Theme, p. T167 Character, p. T169</p> <p> COMPREHENSION: Make Inferences, p. T171</p>	<p>READ: ▲ * ■ <i>Number the Stars</i>, pp. T174–T185</p> <p>COMPREHENSION: Summarize, p. T175</p> <p>STRUCTURAL ANALYSIS: Suffix <i>-ly</i>, p. T177</p> <p>COMPREHENSION: Suspense, T179 Compare/Contrast, T181 Author's Purpose, T183</p>	
<p>WRITE and Respond</p> <ul style="list-style-type: none"> • GRAMMAR • USAGE • MECHANICS • SPELLING • WRITING 	<p>WRITING WORKSHOP: Introduce, p. T161</p> <p>JOURNAL: Make Predictions, p. T164</p> <p> SPELLING: Pretest: Words That End With <i>-ar</i>, p. R20 Spelling Resource Book, p. 24</p> <p> GRAMMAR, USAGE, MECHANICS: Teach/Model: Compound Subjects and Predicates, p. R22</p> <p>ORAL LANGUAGE, p. T173</p>	<p>WRITING WORKSHOP: Prewrite, p. T185 Practice Book, p. 44</p> <p> SPELLING: Vocabulary Practice, p. R20 Spelling Resource Book, pp. 25–27</p> <p> GRAMMAR, USAGE, MECHANICS: Practice, p. R22</p> <p>ORAL LANGUAGE, p. T185</p>	
<p>EXTEND SKILLS and Apply to Literature</p> <ul style="list-style-type: none"> • INTEGRATED LANGUAGE ARTS • LISTENING/SPEAKING/VIEWING • INTEGRATED CURRICULUM • GUIDED READING • INDEPENDENT READING 	<p>READ ALOUD, p. T173</p> <p>SCHOLASTIC GUIDED READING PROGRAM, p. T173</p> <p>INTEGRATED CURRICULUM: Social Studies, p. R25</p> <p>TRADE BOOKS</p> <ul style="list-style-type: none"> • <i>Circle of Gold</i> • <i>Racing the Sun</i> 	<p>READ ALOUD, p. T185</p> <p>SCHOLASTIC GUIDED READING PROGRAM, p. T185</p> <p>INTEGRATED CURRICULUM: The Arts, p. R25</p> <p>TRADE BOOKS</p> <ul style="list-style-type: none"> • <i>Dear Mr. Henshaw</i> • <i>Anne Frank: Beyond the Diary</i> 	
<p>TECHNOLOGY and REAL-WORLD SKILLS</p>	<p> SMART PLACE Organizing Information, p. T173</p> <p>PROJECT, pp. T218–T225</p>	<p> WORD PROCESSING Comprehension Skills, p. T183</p> <p>PROJECT, pp. T218–T225</p>	

MODIFY INSTRUCTION

- INTERVENTION ▲ ESL/ELD ■ EXTRA HELP
- * GIFTED & TALENTED ☑ = TESTED SKILL

	DAY 3	DAY 4	DAY 5
	<p>READ: ▲ ■ "Rescue: The Danish Boat," pp. T186–T187</p> <p>☑ LITERARY ELEMENT: ▲ * Theme, pp. T190–T191 Transparency 12 Practice Book, pp. 47–49</p> <p>☑ LITERARY ELEMENT: ▲ ■ Character, pp. T192–T193 Transparency 13 Practice Book, pp. 48, 50–51</p> <p>INTERVENTION, ● p. T194 Vocabulary: Suffix <i>-ly</i> Literary Element: Theme Fluency: Paired Reading</p>	<p>LITERATURE CONNECTION: <i>Number the Stars</i>, p. T196</p> <p>VOCABULARY: Denotation/Connotation, p. T198</p> <p>CONTENT AREA VOCABULARY, p. T199</p>	<p>READING ASSESSMENT: Selection Test, p. T202</p> <p>MODIFYING ASSESSMENT, p. T202 ESL/ELD: Vocabulary Extra Help: Comprehension</p> <p>PERFORMANCE-BASED ASSESSMENT: Conference, p. T203 One-Minute Fluency, p. T203</p>
	<p>RESPOND: ▲ ■ Think About Reading, p. T188 Write a Diary Entry, p. T189 Practice Book, p. 45</p> <p>☑ SPELLING: Write/Proofread, p. R21 Spelling Resource Book, p. 28</p> <p>☑ GRAMMAR, USAGE, MECHANICS: Practice, p. R23 Practice Book, p. 46</p> <p>ORAL LANGUAGE, p. T189</p>	<p>WRITING WORKSHOP: Personal Essay, p. T196 Writer's Craft: Writing a Topic Sentence, p. T197 Transparency 14 Practice Book, p. 44</p> <p>☑ SPELLING: Study/Review, p. R21 Spelling Resource Book, p. 200</p> <p>☑ GRAMMAR, USAGE, MECHANICS: Apply, p. R23</p> <p>ORAL LANGUAGE, p. T197</p>	<p>WRITING ASSESSMENT, p. T204 Student Model Students' Writing Rubric</p> <p>☑ SPELLING: Posttest, R21 Spelling Resource Book, p. 202</p> <p>☑ GRAMMAR, USAGE, MECHANICS: Assess, p. R23</p> <p>ORAL LANGUAGE, p. T204</p>
	<p>RESPOND: Literature Circle, p. T189</p> <p>READ ALOUD, p. T195</p> <p>SCHOLASTIC GUIDED READING PROGRAM, p. T195</p> <p>INTEGRATED CURRICULUM: Math, p. R24 Science, p. R24</p> <p>OPTIONAL MATERIALS, ● p. T195 Sprint Plus: <i>Everybody Cooks Rice</i> <i>Number the Stars</i> audiocassette</p>	<p>READ ALOUD, p. T201</p> <p>SCHOLASTIC GUIDED READING PROGRAM, p. T201</p> <p>STUDY SKILLS: Test-Taking Strategies, pp. T200–T201 Practice Book, p. 52</p>	<p>READ ALOUD, p. T206</p> <p>SCHOLASTIC GUIDED READING PROGRAM, p. T206</p> <p>INTEGRATED LANGUAGE ARTS: Create a Class Book, p. T205 Act Out a Scene, p. T205 Interview a Character, p. T206 Write a Journal Entry, p. T206</p>
	<p> SCHOLASTIC NETWORK Build Background, p. T189</p> <p>PROJECT, pp. T218–T225</p>	<p> INTERNET Expand Vocabulary, p. T199</p> <p> INTERNET Study Skills, p. T201</p> <p>PROJECT, pp. T218–T225</p>	<p> VIDEO Viewing Skills, p. T205</p> <p>PROJECT, pp. T218–T225</p>

LITERACY PLACE WEEKLY ORGANIZER: EXTENDED STUDY

DAY 1	DAY 2	DAY 3	DAY 4	DAY 5
<ul style="list-style-type: none"> • EXTENDED STUDY • TRADE BOOK LIBRARY • PROJECT 	<ul style="list-style-type: none"> • EXTENDED STUDY • WRITING PROCESS • TRADE BOOK LIBRARY • PROJECT 	<ul style="list-style-type: none"> • EXTENDED STUDY • WRITING PROCESS • TRADE BOOK LIBRARY • PROJECT 	<ul style="list-style-type: none"> • WRITING PROCESS • TRADE BOOK LIBRARY • PROJECT 	<ul style="list-style-type: none"> • TRADE BOOK LIBRARY • OTHER LITERATURE/MEDIA • PROJECT

LITERACY PLACE WEEKLY ORGANIZER: WRAP-UP

DAY 1	DAY 2	DAY 3	DAY 4	DAY 5
<ul style="list-style-type: none"> • TRADE BOOK LIBRARY • PROJECT • TECHNOLOGY 	<ul style="list-style-type: none"> • TRADE BOOK LIBRARY • PROJECT • TECHNOLOGY 	<ul style="list-style-type: none"> • TRADE BOOK LIBRARY • PROJECT 	<ul style="list-style-type: none"> • TRADE BOOK LIBRARY • HOME INVOLVEMENT 	<ul style="list-style-type: none"> • TRADE BOOK LIBRARY • PRESENTATION SKILL • END OF UNIT ASSESSMENT