

Literacy Place Weekly Organizer

**Nothing Ever Happens
on 90th Street**

DAY 1

DAY 2

READ and Introduce Skills

- VOCABULARY
- PHONICS
- COMPREHENSION
- LITERARY
ELEMENT

BUILD BACKGROUND, ▲ p. T461

- ☑ **VOCABULARY**: ▲ ■ pp. T462–T463
Vocabulary Transparency 21
Transparency 76
Practice Book, p. 282

PREVIEW AND PREDICT, p. T464

READ: ▲ * ■ *Nothing Ever Happens
on 90th Street*, pp. T464–T473

GENRE: Fiction, p. T465

- ☑ **COMPREHENSION**:  Make Predictions, p. T467

ILLUSTRATOR'S CRAFT: Collage, p. T469

AUTHOR'S CRAFT: Simile, p. T471

READ: ▲ ■ * ●

Nothing Ever Happens on 90th Street,
pp. T474–T483

- ☑ **LITERARY ELEMENT**:
Theme, p. T479

COMPREHENSION:

Make Inferences, p. T475

Cause/Effect, p. T477

- ☑ Problem/Solution, p. T481

WRITE and Respond

- GRAMMAR
- USAGE
- MECHANICS
- SPELLING
- WRITING

WRITING WORKSHOP: Introduce,
p. T461

JOURNAL: Make Predictions, p. T464

- ☑ **SPELLING**:
Pretest: Words From Other
Languages, p. R58
Spelling Resource Book, p. 134

- ☑ **GRAMMAR, USAGE, MECHANICS**:
Teach/Model: Contractions, p. R60

ORAL LANGUAGE, p. T473

WRITING WORKSHOP: Prewrite,
p. T483
Practice Book, p. 285

- ☑ **SPELLING**:
Vocabulary Practice, p. R58
Spelling Resource Book, pp. 135–137

- ☑ **GRAMMAR, USAGE, MECHANICS**:
Practice, p. R60

ORAL LANGUAGE, p. T483

EXTEND SKILLS and Apply to Literature

- INTEGRATED LANGUAGE ARTS
- LISTENING/SPEAKING/VIEWING
- INTEGRATED CURRICULUM
- GUIDED READING
- INDEPENDENT READING

READ ALOUD, p. T473

**SCHOLASTIC GUIDED READING
PROGRAM**, p. T473

INTEGRATED CURRICULUM:
Math, p. R62

TRADE BOOKS

- *Cities*
- *A Jar of Dreams*

READ ALOUD, p. T483

**SCHOLASTIC GUIDED READING
PROGRAM**, p. T483

INTEGRATED CURRICULUM:

Social Studies, p. R63

Science, p. R62

The Arts, p. R63

TRADE BOOKS

- *Tails of the Bronx*
- *Where the River
Runs*

TECHNOLOGY and REAL-WORLD SKILLS







SMART PLACE CD-ROM
Organizing Information, p. T467



INTERNET
Finding the Facts, p. T475
WORKSHOP, pp. T569–T574











MODIFY INSTRUCTION

- INTERVENTION ▲ ESL/ELD ■ EXTRA HELP
- * GIFTED & TALENTED ☑ = TESTED SKILL

| DAY 3 | DAY 4 | DAY 5 |
|---|--|---|
| <p>READ: ▲ ■ * "Street Music," pp. T484–T489</p> <p>GENRE: Poetry, p. T485</p> <p>☑ COMPREHENSION: ▲ ■ Make Predictions, pp. T492–T493 Transparency 77 Practice Book, pp. 288–290</p> <p>☑ LITERARY ELEMENT: ▲ * Theme, pp. T494–T495 Transparency 78 Practice Book, pp. 289, 291–292</p> <p>INTERVENTION, ● p. T496 Phonics: Inflectional Ending <i>-ing</i> Comprehension: Make Predictions Fluency: Readers Theater</p> | <p>LITERATURE CONNECTION: <i>Nothing Ever Happens on 90th Street</i>, p. T498</p> <p>CONTEXT CLUES: ▲ Specialized Vocabulary, p. T500</p> <p>CONTENT AREA VOCABULARY, p. T501</p> | <p>READING ASSESSMENT: Selection Test, p. T504</p> <p>MODIFYING ASSESSMENT, p. T504 ESL/ELD: Vocabulary Extra Help: Literary Element</p> <p>PERFORMANCE-BASED ASSESSMENT: Conference, p. T505 One-Minute Fluency, p. T505</p> |
| <p>RESPOND: ▲ ■ Think About Reading, p. T490 Write a Thank-You Note, p. T491 Practice Book, p. 286</p> <p>☑ SPELLING: Write/Proofread, p. R59 Spelling Resource Book, p. 138</p> <p>☑ GRAMMAR, USAGE, MECHANICS: Practice, p. R61 Practice Book, p. 287</p> <p>ORAL LANGUAGE, p. T491</p> | <p>WRITING WORKSHOP: Chain of Events Story, p. T498 Writer's Craft: Word Choice, p. T499 Transparency 79 Practice Book, p. 285</p> <p>☑ SPELLING: Study/Review, p. R59 Spelling Resource Book, p. 200</p> <p>☑ GRAMMAR, USAGE, MECHANICS: Apply, p. R61</p> <p>ORAL LANGUAGE, p. T499</p> | <p>WRITING ASSESSMENT, p. T506 Student Model Students' Writing Rubric</p> <p>☑ SPELLING: Posttest, p. R59 Spelling Resource Book, p. 202</p> <p>☑ GRAMMAR, USAGE, MECHANICS: Assess, p. R61</p> <p>ORAL LANGUAGE, p. T506</p> |
| <p>RESPOND: Literature Circle, p. T491</p> <p>READ ALOUD, p. T497</p> <p>SCHOLASTIC GUIDED READING PROGRAM, p. T497</p> <p>OPTIONAL MATERIALS, ● p. T497 Read 180: <i>Creatures Infest Local School!</i> <i>Nothing Ever Happens on 90th Street</i> audiocassette</p> | <p>READ ALOUD, p. T503</p> <p>SCHOLASTIC GUIDED READING PROGRAM, p. T503</p> <p>ORAL LANGUAGE: Give Oral Directions, pp. T502–T503 Practice Book, p. 293</p> | <p>READ ALOUD, p. T508</p> <p>SCHOLASTIC GUIDED READING PROGRAM, p. T508</p> <p>INTEGRATED LANGUAGE ARTS: Words to Cook With, p. T507 90th Street News, p. T507 Describe Your Favorite Dish, p. T508 Star in a Soap Opera, p. T508</p> |
| | | |
| <p> SMART PLACE CD-ROM Language Development, p. T491</p> <p>WORKSHOP, pp. T569–T574</p> | <p> SCHOLASTIC NETWORK Expand Vocabulary, p. T501</p> <p> VIDEO Viewing Skills, p. T503</p> <p>WORKSHOP, pp. T569–T574</p> | <p> INTERNET Study Skills, p. T507</p> <p>WORKSHOP, pp. T569–T574</p> |





Literacy Place Weekly Organizer

The Brooklyn Bridge

| | DAY 1 | DAY 2 | |
|--|--|---|--|
| <p>READ and Introduce Skills</p> <ul style="list-style-type: none"> • VOCABULARY • PHONICS • COMPREHENSION • LITERARY ELEMENT | <p>BUILD BACKGROUND, ▲ p. T515</p> <p> VOCABULARY: ▲ ■ pp. T516–T517 Vocabulary Transparency 22 Transparency 80 Practice Book, p. 294</p> <p>PREVIEW AND PREDICT: p. T518</p> <p>READ: ▲ ■ * ● <i>The Brooklyn Bridge</i>, pp. T518–T529</p> <p>GENRE: Nonfiction, p. T519</p> <p> COMPREHENSION: Sequence, p. T521  Main Idea/Details, p. T523</p> | <p>READ: ▲ ■ * ● <i>The Brooklyn Bridge</i>, pp. T530–T543</p> <p>COMPREHENSION: Summarize, p. T531  Steps in a Process, p. T535 Evaluate Fact/Nonfact, p. T537</p> <p>ILLUSTRATOR'S CRAFT: Scale, p. T533</p> <p>STRUCTURAL ANALYSIS: Latin Root <i>ped</i>, p. T539</p> <p>PHONICS: Inflectional Ending -ed /t/, /d/, /ed/, p. T541</p> | |
| <p>WRITE and Respond</p> <ul style="list-style-type: none"> • GRAMMAR • USAGE • MECHANICS • SPELLING • WRITING | <p>WRITING WORKSHOP: Introduce, p. T515</p> <p>JOURNAL: Make Predictions, p. T518</p> <p> SPELLING: Pretest: Verbs to Nouns, p. R64 Spelling Resource Book, p. 139</p> <p> GRAMMAR, USAGE, MECHANICS: Teach/Model: Building Sentences, p. R66</p> <p>ORAL LANGUAGE, p. T529</p> | <p>WRITING WORKSHOP: Prewrite, p. T543 Practice Book, p. 296</p> <p> SPELLING: Vocabulary Practice, p. R64 Spelling Resource Book, pp. 140–142</p> <p> GRAMMAR, USAGE, MECHANICS: Practice, p. R66</p> <p>ORAL LANGUAGE, p. T543</p> | |
| <p>EXTEND SKILLS and Apply to Literature</p> <ul style="list-style-type: none"> • INTEGRATED LANGUAGE ARTS • LISTENING/SPEAKING/VIEWING • INTEGRATED CURRICULUM • GUIDED READING • INDEPENDENT READING | <p>READ ALOUD, p. T529</p> <p>SCHOLASTIC GUIDED READING PROGRAM, p. T529</p> <p>INTEGRATED CURRICULUM: Social Studies, p. R69 Science, p. R68 Math, p. R68</p> <p>TRADE BOOKS • <i>Cities</i> • <i>A Jar of Dreams</i></p> | <p>READ ALOUD, p. T543</p> <p>SCHOLASTIC GUIDED READING PROGRAM, p. T543</p> <p>INTEGRATED CURRICULUM: The Arts, p. R69</p> <p>TRADE BOOKS • <i>Tails of the Bronx</i> • <i>Where the River Runs</i></p> | |
| | | | |
| <p>TECHNOLOGY and REAL-WORLD SKILLS</p> | <p> SMART PLACE CD-ROM Finding the Facts, p. T525 WORKSHOP, pp. T569–T574</p> | <p> INTERNET Comprehension Skills, p. T533 WORKSHOP, pp. T569–T574</p> | |












MODIFY INSTRUCTION

- INTERVENTION ▲ ESL/ELD ■ EXTRA HELP
- * GIFTED & TALENTED ☑ = TESTED SKILL

| | DAY 3 | DAY 4 | DAY 5 |
|--|--|---|--|
| | <p>READ: ▲ ■ * “Sonny’s Quilt,” pp. T544–T545 “Mentor Karen Heit,” pp. T546–T549</p> <p>☑ COMPREHENSION: ▲ ■ Sequence, pp. T552–T553 Transparency 81 Practice Book, pp. 300–302</p> <p>☑ COMPREHENSION: ▲ ■ Main Idea/Details, pp. T554–T555 Transparency 82 Practice Book, pp. 301, 303–304</p> <p>INTERVENTION, ● p. T556 Structural Analysis: Latin Root <i>ped</i> Comprehension: Sequence Fluency: Make a Tape-Recording</p> | <p>LITERATURE CONNECTION: <i>The Brooklyn Bridge</i>, p. T558</p> <p>STRUCTURAL ANALYSIS: ▲ Prefix <i>bi-</i>, p. T560</p> <p>CONTENT AREA VOCABULARY, p. T561</p> | <p>READING ASSESSMENT: Selection Test, p. T564</p> <p>MODIFYING ASSESSMENT, p. T564 ESL/ELD: Vocabulary Extra Help: Comprehension</p> <p>PERFORMANCE-BASED ASSESSMENT: Conference, p. T565 One-Minute Fluency, p. T565</p> |
| | <p>RESPOND: ▲ ■ Think About Reading, p. T550 Write a Newspaper Article, p. T551 Practice Book, p. 298</p> <p>☑ SPELLING: Write/Proofread, p. R65 Spelling Resource Book, p. 143</p> <p>☑ GRAMMAR, USAGE, MECHANICS: Practice, p. R67 Practice Book, p. 299</p> <p>ORAL LANGUAGE, p. T551</p> | <p>WRITING WORKSHOP: Biographical Sketch, p. T558 Writer’s Craft: Summaries, p. T559 Transparency 83 Practice Book, p. 296</p> <p>☑ SPELLING: Study/Review, p. R65 Spelling Resource Book, p. 200</p> <p>☑ GRAMMAR, USAGE, MECHANICS: Apply, p. R67</p> <p>ORAL LANGUAGE, p. T559</p> | <p>WRITING ASSESSMENT, p. T566 Student Model Students’ Writing Rubric</p> <p>☑ SPELLING: Posttest, p. R65 Spelling Resource Book, p. 202</p> <p>☑ GRAMMAR, USAGE, MECHANICS: Assess, p. R67</p> <p>ORAL LANGUAGE, p. T566</p> |
| | <p>RESPOND: Literature Circle, p. T551</p> <p>READ ALOUD, p. T557</p> <p>SCHOLASTIC GUIDED READING PROGRAM, p. T557</p> <p>OPTIONAL MATERIALS, ● p. T557 Read 180 Book: <i>Odd Jobs</i> <i>The Brooklyn Bridge</i> audiocassette</p> | <p>READ ALOUD, p. T563</p> <p>SCHOLASTIC GUIDED READING PROGRAM, p. T563</p> <p>☑ STUDY SKILLS: Tables, Schedules, pp. T562–563 Practice Book, p. 305</p> | <p>READ ALOUD, p. T568</p> <p>SCHOLASTIC GUIDED READING PROGRAM, p. T568</p> <p>INTEGRATED LANGUAGE ARTS: Letter to the Editor, p. T567 The Great Transportation Debate, p. T567 What’s Wrong with This Picture?, p. T568 Write a Letter to Karen Heit, p. T568</p> |
| | <p> DESKTOP PUBLISHING Matching Technology to Task, p. T551</p> <p>WORKSHOP, pp. T569–T574</p> | <p> SMART PLACE CD-ROM Expand Vocabulary, p. T561</p> <p> INTERNET Study Skills, p. T563</p> <p>WORKSHOP, pp. T569–T574</p> | <p> SMART PLACE CD-ROM Presentation Tools, p. T568</p> <p>WORKSHOP, pp. T569–T574</p> |





Literacy Place Weekly Organizer

The Cricket in Times Square

| | DAY 1 | DAY 2 | |
|--|--|--|--|
| <p>READ and Introduce Skills</p> <ul style="list-style-type: none"> • VOCABULARY • PHONICS • COMPREHENSION • LITERARY ELEMENT | <p>BUILD BACKGROUND, ▲ p. T581</p> <p> VOCABULARY: ▲ ■ pp. T582–T583 Vocabulary Transparency 23 Transparency 84; Practice Book, p. 308</p> <p>PREVIEW AND PREDICT, p. T584</p> <p>READ: ▲ ■ * <i>The Cricket in Times Square</i>, pp. T584–T595</p> <p>GENRE: Fantasy, p. T585</p> <p> COMPREHENSION:  Visualize, p. T587</p> <p> LITERARY ELEMENT: Plot, p. T593</p> | <p>READ: ▲ ■ * ● <i>The Cricket in Times Square</i>, pp. T596–T613</p> <p>AUTHOR'S CRAFT: Humor, p. T597 Suspense, p. T607</p> <p>LITERARY ELEMENTS: Character, p. T603  Setting, p. T605 Theme, p. T609</p> <p>COMPREHENSION: Make Predictions, p. T599 Sequence, p. T601</p> <p>PHONICS: <i>gh /g/, /f/,</i> p. T611</p> | |
| <p>WRITE and Respond</p> <ul style="list-style-type: none"> • GRAMMAR • USAGE • MECHANICS • SPELLING • WRITING | <p>WRITING WORKSHOP: Introduce, p. T581</p> <p>JOURNAL: Make Predictions, p. T584</p> <p> SPELLING: Pretest: Words With the Latin Root <i>scribe</i>, p. R70 Spelling Resource Book, p. 144</p> <p> GRAMMAR, USAGE, MECHANICS: Teach/Model: More Sentence Building, p. R72</p> <p>ORAL LANGUAGE, p. T595</p> | <p>WRITING WORKSHOP: Prewrite, p. T613 Practice Book, p. 312</p> <p> SPELLING: Vocabulary Practice, p. R70 Spelling Resource Book, pp. 145–147</p> <p> GRAMMAR, USAGE, MECHANICS: Practice, p. R72</p> <p>ORAL LANGUAGE, p. T613</p> | |
| <p>EXTEND SKILLS and Apply to Literature</p> <ul style="list-style-type: none"> • INTEGRATED LANGUAGE ARTS • LISTENING/SPEAKING/VIEWING • INTEGRATED CURRICULUM • GUIDED READING • INDEPENDENT READING | <p>READ ALOUD, p. T595</p> <p>SCHOLASTIC GUIDED READING PROGRAM, p. T595</p> <p>INTEGRATED CURRICULUM: Social Studies, p. R75</p> <p>TRADE BOOKS</p> <ul style="list-style-type: none"> • <i>Cities</i> • <i>A Jar of Dreams</i> | <p>READ ALOUD, p. T613</p> <p>SCHOLASTIC GUIDED READING PROGRAM, p. T613</p> <p>INTEGRATED CURRICULUM: Math, p. R74 The Arts, p. R75</p> <p>TRADE BOOKS</p> <ul style="list-style-type: none"> • <i>Tails of the Bronx</i> • <i>Where the River Runs</i> | |
| | | | |
| <p>TECHNOLOGY and REAL-WORLD SKILLS</p> | <p> SMART PLACE CD-ROM Presentation Tools, p. T595</p> <p>WORKSHOP, pp. T569–T574</p> | <p> INTERNET Finding the Facts, p. T601</p> <p>WORKSHOP, pp. T569–T574</p> | |











MODIFY INSTRUCTION

- INTERVENTION ▲ ESL/ELD ■ EXTRA HELP
- * GIFTED & TALENTED ☑ = TESTED SKILL

| | DAY 3 | DAY 4 | DAY 5 |
|--|---|---|---|
| | <p>READ: ▲ ■ * "One Batty Bridge!" pp. T614–T615</p> <p>AUTHOR'S CRAFT: Puns, p. T615</p> <p>☑ COMPREHENSION: ▲ ■ ☑ Visualize, pp. T618–T619 Transparency 85 Practice Book pp. 315–317</p> <p>INTERVENTION, ● p. T620 Phonics: <i>gh /g/, /f/</i> Comprehension: Visualize Fluency: Readers Theater</p> | <p>LITERATURE CONNECTION: <i>The Cricket in Times Square</i>, p. T622</p> <p>☑ VOCABULARY: ▲ Analogies, p. T624</p> <p>CONTENT AREA VOCABULARY, p. T625</p> | <p>READING ASSESSMENT: Selection Test, p. T628</p> <p>MODIFYING ASSESSMENT, p. T628 ESL/ELD: Vocabulary Extra Help: Comprehension</p> <p>PERFORMANCE-BASED ASSESSMENT: Conference, p. T629 One-Minute Fluency, p. T629</p> |
| | <p>RESPOND: ▲ ■ Think About Reading, p. T616 Write an Autobiographical Sketch, p. T617 Practice Book, p. 313</p> <p>☑ SPELLING: Write/Proofread, p. R71 Spelling Resource Book, p. 148</p> <p>☑ GRAMMAR, USAGE, MECHANICS: Practice, p. R73 Practice Book, p. 314</p> <p>ORAL LANGUAGE, p. T617</p> | <p>WRITING WORKSHOP: Sales Pitch, p. T622 Writer's Craft: Connotations, p. T617 Transparency 86 Practice Book, p. 312</p> <p>☑ SPELLING: Study/Review, p. R71 Spelling Resource Book, p. 200</p> <p>☑ GRAMMAR, USAGE, MECHANICS: Apply, p. R73</p> <p>ORAL LANGUAGE, p. T623</p> | <p>WRITING ASSESSMENT, p. T630 Student Model Students' Writing Rubric</p> <p>☑ SPELLING: Posttest, p. R71 Spelling Resource Book, p. 202</p> <p>☑ GRAMMAR, USAGE, MECHANICS: Assess, p. R73</p> <p>ORAL LANGUAGE, p. T630</p> |
| | <p>RESPOND: Literature Circle, p. T617</p> <p>READ ALOUD, p. T621</p> <p>SCHOLASTIC GUIDED READING PROGRAM, p. T621</p> <p>INTEGRATED CURRICULUM: Science, p. R74</p> <p>OPTIONAL MATERIALS, ● p. T621 Read 180: <i>Little Monster</i> <i>The Cricket in Times Square</i> audiocassette</p> | <p>READ ALOUD, p. T627</p> <p>SCHOLASTIC GUIDED READING PROGRAM, p. T627</p> <p>STUDY SKILLS: Taking Written Response Tests, pp. T626–T627 Practice Book, p. 318</p> | <p>READ ALOUD, p. T632</p> <p>SCHOLASTIC GUIDED READING PROGRAM, p. T632</p> <p>INTEGRATED LANGUAGE ARTS: Continue the Story, p. T631 Give an Informative Talk, p. T631 Write a Poem, p. T632 Give a Persuasive Speech, p. T632</p> |
| | <p> SMART PLACE CD-ROM Comprehension Skills, p. T617</p> <p>WORKSHOP, pp. T569–T574</p> | <p> INTERNET Expand Vocabulary, p. T625</p> <p> WORD PROCESSING Study Skills, p. T627</p> <p>WORKSHOP, pp. T569–T574</p> | <p> SCHOLASTIC NETWORK Writing Skills, p. T632</p> <p>WORKSHOP, pp. T569–T574</p> |





Literacy Place Weekly Organizer

The City by the Bay

| | DAY 1 | DAY 2 | |
|--|--|---|--|
| <p>READ and Introduce Skills</p> <ul style="list-style-type: none"> • VOCABULARY • PHONICS • COMPREHENSION • LITERARY ELEMENT | <p>BUILD BACKGROUND, ▲ p. T639</p> <p> VOCABULARY: ▲ ■ pp. T640–T641 Vocabulary Transparency 24 Transparency 87 Practice Book, p. 319</p> <p>PREVIEW AND PREDICT, p. T642</p> <p>READ: ▲ * ■ ● <i>The City by the Bay</i>, pp. T642–T647</p> <p> COMPREHENSION: Categorize Information, p. T645 </p> | <p>READ: ▲ ■ * ● <i>The City by the Bay</i>, pp. T648–T653 “Cities at a Glance,” pp. T654–T657</p> <p>AUTHOR’S CRAFT: Sensory Words, p. T649</p> <p> COMPREHENSION: Compare/Contrast, p. T651</p> <p>PHONICS: Vowel Digraph /ēr/ ie + r, ee + r, p. T653</p> <p>GRAPHIC DEVICES: Charts, p. T655</p> | |
| <p>WRITE and Respond</p> <ul style="list-style-type: none"> • GRAMMAR • USAGE • MECHANICS • SPELLING • WRITING | <p>WRITING WORKSHOP: Introduce, p. T639</p> <p>JOURNAL: Make Predictions, p. T642</p> <p> SPELLING: Pretest: Greek Roots <i>graph, gram</i>, p. R76 Spelling Resource Book, p. 149</p> <p> GRAMMAR, USAGE, MECHANICS: Teach/Model: Commas and Colons, p. R78</p> <p>ORAL LANGUAGE, p. T647</p> | <p>WRITING WORKSHOP: Prewrite, p. T657 Practice Book, p. 322</p> <p> SPELLING: Vocabulary Practice, p. R76 Spelling Resource Book, pp. 150–152</p> <p> GRAMMAR, USAGE, MECHANICS: Practice, p. R78</p> <p>ORAL LANGUAGE, p. T657</p> | |
| <p>EXTEND SKILLS and Apply to Literature</p> <ul style="list-style-type: none"> • INTEGRATED LANGUAGE ARTS • LISTENING/SPEAKING/VIEWING • INTEGRATED CURRICULUM • GUIDED READING • INDEPENDENT READING | <p>READ ALOUD, p. T647</p> <p>SCHOLASTIC GUIDED READING PROGRAM, p. T647</p> <p>INTEGRATED CURRICULUM: Math, p. R80</p> <p>TRADE BOOKS</p> <ul style="list-style-type: none"> • <i>Cities</i> • <i>A Jar of Dreams</i> | <p>READ ALOUD, p. T657</p> <p>SCHOLASTIC GUIDED READING PROGRAM, p. T657</p> <p>INTEGRATED CURRICULUM: Science, p. R80 Social Studies, p. R81 The Arts, p. R81</p> <p>TRADE BOOKS</p> <ul style="list-style-type: none"> • <i>Tails of the Bronx</i> • <i>Where the River Runs</i> | |
| | | | |
| <p>TECHNOLOGY and REAL-WORLD SKILLS</p> | <p> SPREADSHEET Organizing Information, p. T645</p> <p>PROJECT, pp. T690–T697</p> | <p> WORD PROCESSING Writing Skills, p. T655</p> <p>PROJECT, pp. T690–T697</p> | |

MODIFY INSTRUCTION

- INTERVENTION ▲ ESL/ELD ■ EXTRA HELP
- * GIFTED & TALENTED ☑ = TESTED SKILL

| | DAY 3 | DAY 4 | DAY 5 |
|--|---|--|--|
| | <p>READ: ▲ ■ * "Future Cities," pp. T658–T661</p> <p>☑ COMPREHENSION: Main Idea/Details, p. T661</p> <p>☑ COMPREHENSION: ▲ ■ Categorize Information, pp. T664–T665 Transparency 88 Practice Book, pp. 325–327</p> <p>INTERVENTION, ● p. T666 Phonics: Vowel Digraph /ēr/ ie + r, ee + r Comprehension: Categorize Information Fluency: Paired Reading</p> | <p>LITERATURE CONNECTION: "Cities at a Glance," p. T668</p> <p>VOCABULARY: ▲ New Words in English, p. T670</p> <p>CONTENT AREA VOCABULARY, p. T671</p> | <p>READING ASSESSMENT: Selection Test, p. T674</p> <p>MODIFYING ASSESSMENT, p. T674 ESL/ELD: Vocabulary Extra Help: Comprehension</p> <p>PERFORMANCE-BASED ASSESSMENT: Conference, p. T675 One-Minute Fluency, p. T675</p> |
| | <p>RESPOND: ▲ ■ Think About Reading, p. T662 Write an E-Mail Request, p. T663 Practice Book, p. 323</p> <p>☑ SPELLING: Write/Proofread, p. R77 Spelling Resource Book, p. 153</p> <p>☑ GRAMMAR, USAGE, MECHANICS: Practice, p. R79 Practice Book, p. 324</p> <p>ORAL LANGUAGE, p. T663</p> | <p>WRITING WORKSHOP: Comparison Report, p. T668 Writer's Craft: Visual Aids, p. T669 Transparency 89 Practice Book, p. 322</p> <p>☑ SPELLING: Study/Review, p. R77 Spelling Resource Book, p. 200</p> <p>☑ GRAMMAR, USAGE, MECHANICS: Apply, p. R79</p> <p>ORAL LANGUAGE, p. T669</p> | <p>WRITING ASSESSMENT, p. T676 Student Model Students' Writing Rubric</p> <p>☑ SPELLING: Posttest, p. R77 Spelling Resource Book, p. 202</p> <p>☑ GRAMMAR, USAGE, MECHANICS: Assess, p. R79</p> <p>ORAL LANGUAGE, p. T676</p> |
| | <p>RESPOND: Literature Circle, p. T663</p> <p>READ ALOUD, p. T667</p> <p>SCHOLASTIC GUIDED READING PROGRAM, p. T667</p> <p>OPTIONAL MATERIALS, ● p. T667 Read 180 book: <i>Creatures Infest Local School!</i> <i>The City by the Bay</i> audiocassette</p> | <p>READ ALOUD, p. T673</p> <p>SCHOLASTIC GUIDED READING PROGRAM, p. T673</p> <p>☑ STUDY SKILLS: Graphic Aids: Graphs, pp. T672–T673 Practice Book, p. 328</p> | <p>READ ALOUD, p. T678</p> <p>SCHOLASTIC GUIDED READING PROGRAM, p. T678</p> <p>INTEGRATED LANGUAGE ARTS: Bring More Tourists to Town!, p. T677 Write a San Francisco "Acrostic Poem," p. T677 Act It Out: Compound Words, p. T678 Advertisement: Ride a Cable Car, p. T678</p> |
| | <p> E-MAIL Communicating by E-Mail, p. T663</p> <p>PROJECT, pp. T690–T697</p> | <p> INTERNET Expand Vocabulary, p. T671</p> <p> SCHOLASTIC NETWORK Study Skills, p. T673</p> <p>PROJECT, pp. T690–T697</p> | <p> SMART PLACE CD-ROM Presentation Tools, p. T677</p> <p>PROJECT, pp. T690–T697</p> |

LITERACY PLACE WEEKLY ORGANIZER: EXTENDED STUDY

| DAY 1 | DAY 2 | DAY 3 | DAY 4 | DAY 5 |
|---|--|--|--|---|
| <ul style="list-style-type: none"> • EXTENDED STUDY • TRADE BOOK LIBRARY • PROJECT | <ul style="list-style-type: none"> • EXTENDED STUDY • WRITING PROCESS • TRADE BOOK LIBRARY • PROJECT | <ul style="list-style-type: none"> • EXTENDED STUDY • WRITING PROCESS • TRADE BOOK LIBRARY • PROJECT | <ul style="list-style-type: none"> • WRITING PROCESS • TRADE BOOK LIBRARY • PROJECT | <ul style="list-style-type: none"> • TRADE BOOK LIBRARY • OTHER LITERATURE/MEDIA • PROJECT |
| | | | | |

LITERACY PLACE WEEKLY ORGANIZER: WRAP-UP

| DAY 1 | DAY 2 | DAY 3 | DAY 4 | DAY 5 |
|---|---|---|---|--|
| <ul style="list-style-type: none"> • TRADE BOOK LIBRARY • TECHNOLOGY • PROJECT | <ul style="list-style-type: none"> • TRADE BOOK LIBRARY • TECHNOLOGY • PROJECT | <ul style="list-style-type: none"> • TRADE BOOK LIBRARY • PROJECT | <ul style="list-style-type: none"> • TRADE BOOK LIBRARY • PROJECT • HOME INVOLVEMENT | <ul style="list-style-type: none"> • TRADE BOOK LIBRARY • PRESENTATION SKILL • END OF UNIT ASSESSMENT |
| | | | | |