









# DAYS AT A GLANCE







## WEEKS 1 AND 2

	Daily Phonics	Literature	Shared Writing	Texas Correlations
DAY 1	<b>Alphabet</b> Phonological Awareness: Beginning Sounds	<b><i>A Was Once an Apple Pie</i></b> by Edward Lear illustrated by Julie Lacombe 	Illustrate a Message	TEKS: K.1:B,C,E; K.2:A; K.3:C; K.5:D; K.6:D; K.7:A,C; K.8:B; K.9:C; K.10:A; K.14:D; K.15:C TAAS: 3R Obj 2: K.9:C 4W Obj 1: K.15:C
DAY 2	<b>Alphabet</b> Phonological Awareness: Concept of a Word	<b><i>All I Am</i></b> by Eileen Roe illustrated by Helen Cogancherry  	Sentences about Me	TEKS: K.1:B,C,D; K.2:A; K.3:C; K.5:C,E; K.8:A,B; K.10:D; K.15:C TAAS: 4W Obj 1: K.15:C
DAY 3	<b>Alphabet</b> Phonological Awareness: Beginning Sounds	<b><i>All I Am</i></b> by Eileen Roe <b>High-Frequency Reader:</b> <i>School</i> 	Concepts of Print: Recognize Words Write a Class Book	TEKS: K.1:B,C; K.2:A; K.3:A,C; K.5:B,C; K.6:F; K.7:C; K.10:A; K.11:B; K.15:C TAAS: 4W Obj 1: K.15:C
DAY 4	<b>Alphabet</b> <b>"Name, Name"</b> a chant Phonological Awareness: Syllables	<b><i>Chrysanthemum</i></b> by Kevin Henkes 	Dictate a Message	TEKS: K.1:B,C; K.2:A; K.3:C; K.5:A,C,D; K.6:B; K.9:C; K.10:C,D; K.11:B; K.15:A,B TAAS: 3R Obj 2: K.9:C
DAY 5	<b>Alphabet</b> Phonological Awareness: Concept of a Word Recognize Name in Writing	<b>"Hello and Goodbye"</b> a song <b><i>A Was Once an Apple Pie</i></b> <b>My Book: <i>I Can Be</i></b> 	Concepts of Print: Letters in Words High-Frequency Words: <i>I, see</i>	TEKS: K.1:B,C; K.2:A; K.3:C; K.5:C,D; K.6:A,B; K.7:A,B,C; K.9:A,B,C; K.13:A TAAS: 3R Obj 2: K.9:C 4W Obj 1: K.15:C

	Daily Phonics	Literature	Shared Writing	Texas Correlations
DAY 6	<p><b>Alphabet</b> Phonological Awareness: Rhyme</p>	<p><i>Miss Mary Mack: A Traditional Chant</i> pictures by Evan Polenghi</p> 	<p>Create a Chant Variation</p>	<p>TEKS: K.1:B,C,E,F; K.2:A; K.3:C; K.6:B,C; K.9:C; K.10:A,B; K.15:A,C,F TAAS: 3R Obj 2: K.9:C 4W Obj 1: K.15:C</p>
DAY 7	<p><b>Alphabet</b> Phonological Awareness: Concept of a Word</p>	<p><b>SourceCard</b> Look in the Mirror. "Reflection"  <b>High-Frequency Reader:</b> <i>School</i></p>	<p>Write a Description</p>	<p>TEKS: K.1:B,C; K.2:A; K.3:B,C,D; K.5:A,B; K.6:A; K.10:B,C; K.15:C TAAS: 4W Obj 1: K.15:C</p>
DAY 8	<p><b>Alphabet</b> Phonological Awareness: Alliteration  Spoken and Written Words</p>	<p><i>Quick as a Cricket</i> by Audrey Wood illustrated by Don Wood</p> 	<p>Write a Simile</p>	<p>TEKS: K.1:B,C,F; K.2:A; K.3:C,D; K.6:D,F; K.9:A,B,C; K.10:C; K.15:C TAAS: 3R Obj 2: K.9:C 4W Obj 1: K.15:C</p>
DAY 9	<p><b>Alphabet</b> Phonological Awareness: Syllables  Recognize Letters in Words</p>	<p>"Hickety, Pickety, Bumblebee" a chant  <i>Quick as a Cricket</i>  <i>My Book: I Can, Too</i></p> 	<p>Concepts of Print: Recognize Letters  High-Frequency Words: <i>I, see</i></p>	<p>TEKS: K.1:B,C; K.2:A; K.3:C; K.5:C,D; K.6:B,F; K.9:A,B; K.15:C TAAS: 4W Obj 1: K.15:C</p>
DAY 10	<p><b>Alphabet</b> Phonological Awareness: Oddity Task  Long and Short Words</p>	<p><b>Review Books from Weeks 1 and 2</b></p>	<p>Make a Compare and Contrast Language Chart</p>	<p>TEKS: K.1:B,C; K.2:A; K.3:C; K.5:A; K.10:C; K.15:C,F TAAS: 3R Obj 2: K.9:C 4W Obj 1: K.15:C</p>

# DAYS AT A GLANCE

## WEEKS 3 AND 4




	Daily Phonics	Literature	Shared Writing	Texas Correlations
DAY 1	<b>Alphabet</b> Phonological Awareness: Syllables  Spoken and Written Words	<i>A Was Once an            Apple Pie</i> by Edward Lear illustrated by Julie Lacombe 	Write Rhyming Words	TEKS: K.1:B,C,F; K.2:A; K.3:C; K.6:B,C; K.7:B; K.9:C; K.10:C; K.14:B; K.15:C,F TAAS: 3R Obj 2: k.9:C 4W Obj 1: K.15:C
DAY 2	<b>Alphabet</b> Phonological Awareness: Beginning Sounds	<i>Coco Can't Wait!</i> by Taro Gomi  	Write a Greeting	TEKS: K.1:B,C; K.2:A,B; K.3:C; K.6:D; K.9:A,B,C; K.10:C; K.11:B; K.15:C TAAS: 3R Obj 2: K.9:C 4W Obj 1: K.15:C
DAY 3	<b>Alphabet</b> Phonological Awareness: Rhyme	<i>Coco Can't Wait!</i> by Taro Gomi   <b>High-Frequency Reader:</b> <i>Lunch</i>	Concepts of Print: Letters and Words  Write a Sentence	TEKS: K.1:B,C,F; K.2:A; K.3:A,B,C,D; K.4:C; K.5:D,H; K.6:C; K.9:C; K.15:C TAAS: 3R Obj 2: K.9:C 4W Obj 1: K.15:C
DAY 4	<b>Alphabet</b> Phonological Awareness: Syllables  Spoken and Written Words	<i>Pablo's Tree</i> by Pat Mora illustrated by Cecily Lang 	Dictate a Thank- You Letter	TEKS: K.1:B,C; K.2:A; K.3:C; K.6:B; K.7:B; K.9:A,B,C; K.10:C; K.12:C; K.15:C TAAS: 3R Obj 2: K.9:C 4W Obj 1: K.15:C
DAY 5	<b>Alphabet</b> Phonological Awareness  Spoken and Written Words	<b>"The Alphabet Song"</b> a song   <i>Coco Can't Wait!</i>  <i>My Book: Where Is My Cat?</i>	Concepts of Print: Recognize Letters  High-Frequency Words: <i>like</i>	TEKS: K.1:B,C,F; K.2:A; K.3:C; K.6:C,E; K.9:A,B; K.15:C,F TAAS: 4W Obj 1: K.15:C

	Daily Phonics	Literature	Shared Writing	Texas Correlations
DAY 6	<b>Alphabet</b> Phonological Awareness: Rhyme and Alliteration	<b><i>The Knee-High Man</i></b> retold by Julius Lester	Write About Being Small	TEKS: K.1:B,C,D,F; K.2:A; K.3:C; K.6:C; K.9:C; K.10:C; K.15:C TAAS: 3R Obj 2: K.9:C 4W Obj 1: K.15:C
DAY 7	<b>Alphabet</b> Phonological Awareness: Beginning Sounds	<b>SourceCard</b> Look at the Photographs. "Reach for a Book" <b>High Frequency Reader:</b> <i>Lunch</i>	Fill in a Story	TEKS: K.1:B,C; K.2:A; K.3:C,D; K.6:D,F; K.10:B,D; K.11:D; K.15:C,F TAAS: 3R Obj 2: K.9:C 4W Obj 1: K.15:C
DAY 8	<b>Alphabet</b> Phonological Awareness: Beginning Sounds Spoken and Written Words	<b><i>Darlene</i></b> by Eloise Greenfield Illustrated by George Ford	 Write About Feelings	TEKS: K.1:B,C; K.2:A; K.3:C; K.5:A; K.7:B; K.8:A; K.9:A,B,C; K.10:C,D; K.11:E; K.15:C TAAS: 3R Obj 2: K.9:C 4W Obj 1: K.15:C
DAY 9	<b>Alphabet</b> Phonological Awareness: Beginning Sounds Recognize Letters	<b>"Greetings"</b> a song <b><i>Darlene</i></b> by Eloise Greenfield <b>My Book: <i>My Family</i></b>	 Concepts of Print: Directionality High-Frequency Words: <i>like</i>	TEKS: K.1:B,C,F; K.2:A; K.3:A; K.5:A; K.6:C,D; K.8:A; K.9:A,B,C; K.12:C; K.15:C TAAS: 3R Obj 2: K.9:C 4W Obj 1: K.15:C
DAY 10	<b>Alphabet</b> Phonological Awareness: Sentence Concept Oddity Task	<b>Review Books from                      Weeks 3 and 4</b>	Make a Compare/ Contrast Language Chart	TEKS: K.1:B,C; K.2:A; K.3:C; K.6:D,F; K.9:C; K.11:B; K.13:A; K.15:F TAAS: 3R Obj 2: K.9:C

# DAYS AT A GLANCE

## WEEKS 5 AND 6

	Daily Phonics	Literature	Shared Writing	Texas Correlations
DAY 1	<b>Alphabet</b> Phonological Awareness: Concept of a Sentence	<b><i>A Was Once an Apple Pie</i></b> by Edward Lear illustrated by Julie Lacombe 	Write About Favorite Things	TEKS: K.1:B,C,E,F; K.2:A; K.3:C; K.9:A,B,C; K.10:C,D; K.13; K.15:C TAAS: 3R Obj 2: K.9:C 4W Obj 1: K.15:C
DAY 2	<b>Alphabet</b> Phonological Awareness Spoken and Written Words	<b><i>I Like Books</i></b> by Anthony Browne  	Make a Book Cover	TEKS: K.1:B,C; K.2:A; K.3:C; K.4:C; K.7:B; K.9:C; K.10:C; K.11:B; K.12:D; K.15:C TAAS: 3R Obj 2: K.9:C 4w Obj 1: K.15:C
DAY 3	<b>Alphabet</b> Phonological Awareness: Syllables Concept of a Word	<b><i>I Like Books</i></b> by Anthony Browne  <b>High-Frequency Reader:</b> <i>I Like</i>	Concepts of Print: Word Order Write a Class Book	TEKS: K.1:B,C,E; K.2:A; K.3:C; K.5:B; K.6:B; K.8:C; K.10:A,C; K.15:C TAAS: 4W Obj 1: K.15:C
DAY 4	<b>Alphabet</b> Phonological Awareness: Syllables	<b><i>I Like Me!</i></b> by Nancy Carlson 	Write About What I Can Do	TEKS: K.1:B,C,E; K.2:A; K.3:C,D; K.4:B; K.6:B; K.9:A,B,C; K.10:A,C; K.11:D; K.15:C TAAS: 3R Obj 2: K.9:C 4W Obj 1: K.15:C
DAY 5	<b>Alphabet</b> Phonological Awareness: Beginning Sounds Alphabetic Principle	<b>"Mary Wore a Red Dress"</b> a song <b>My Book: <i>We Like Food</i></b> 	Concepts of Print: First Letters in Names High-Frequency Words: <i>to</i>	TEKS: K.1:B,C; K.2:A; K.3:C; K.6:D; K.9:A,B; K.15:A,B,C,F; K.16:B TAAS: 4W Obj 1: K.15:C

	Daily Phonics	Literature		Shared Writing	Texas Correlations
DAY 6	<b>Alphabet</b> Phonological Awareness: Alliteration	<i>What Lila Loves</i> by Bronwen Scarf		Write a Class Book	TEKS: K.1:B,C,F; K.2:A; K.3:C; K.5:H; K.7:B; K.9:A,B,C; K.10:B,C,D; K.12:D; K.15:C TAAS: 3R Obj 2: K.9:C 4W Obj 1: K.15:C
DAY 7	<b>Alphabet</b> Phonological Awareness: Oddity Task	<b>SourceCard</b> Tell About a Picture. Greetings from Barnyard USA <b>High Frequency Reader:</b> <i>I Like</i>		Write a Postcard	TEKS: K.1:B,C,E; K.2:A; K.3:A,C; K.6:C; K.9:C; K.10:A,D; K.15:C,F TAAS: 3R Obj 2: K.9:C 4W Obj 1: K.15:C
DAY 8	<b>Alphabet</b> Phonological Awareness: Rhyme	<i>The Little Red Hen</i> by Paul Galdone		Focus on Repetitive Language	TEKS: K.1:B,C,E,F; K.2:A; K.3:C,D; K.6:C; K.9:A,B,C; K.10:A,B,C; K.11:B; K.15:C TAAS: 3R Obj 2: K.9:C 4W Obj 1: K.15:C
DAY 9	<b>Alphabet</b> Phonological Awareness: Beginning Sounds Alphabetic Principle	"Jack and Jill" a poem  <b>My Book: <i>Animal Sounds</i></b>		Concepts of Print: Beginning Letters High-Frequency Words: <i>to</i>	TEKS: K.1:B,C,F; K.2:A; K.3:C,D; K.5:C; K.6:D; K.8:A; K.9:A,B; K.10:D; K.11; K.15:C,F TAAS: 4W Obj 1: K.15:C
DAY 10	<b>Alphabet</b> Phonological Awareness: Beginning Sounds Connect Spoken and Written Words	<b>Review Books from                      Weeks 5 and 6</b>		Make a Compare and Contrast Language Chart	TEKS: K.1:B,C; K.:A; K.3:C; K.4:B; K.6:B,D; K.7:B; K.10:B,C; K.11:E; K.13:A; K.15:A,C,F; K.16:B TAAS: 4W Obj 1: K.15:C