












# Literacy Place Weekly Organizer




## Gila Monsters Meet You at the Airport

	DAY 1	DAY 2	
<p><b>READ</b> and Introduce Skills</p> <ul style="list-style-type: none"> <li>• VOCABULARY</li> <li>• PHONICS</li> <li>• COMPREHENSION</li> <li>• LITERARY ELEMENT</li> </ul>	<p><b>BUILD BACKGROUND</b>, ▲, p. T17</p> <p> <b>VOCABULARY</b>, ▲ ■, p. T18 Transparency 1 Practice Book 1, p. 9</p> <p> <b>DAILY PHONICS</b>: ▲ ■ Homophones, p. T20 Practice Book 1, p. 10</p> <p><b>PREVIEW AND PREDICT</b>, p. T22</p> <p><b>READ</b>: ▲ * ■ ● <i>Gila Monsters Meet You at the Airport</i>, pp. T22–T27 Genre: Humorous Fiction, p. T23</p> <p> <b>COMPREHENSION SKILL</b>:  Compare/Contrast, p. T25</p>	<p><b>READ</b>: ▲ * ■ <i>Gila Monsters Meet You at the Airport</i>, pp. T28–T31 “Gila Monster March,” pp. T32–T33 “Alligator Stomp,” pp. T34–T35</p> <p><b>COMPREHENSION</b>: Fact/Opinion, p. T29</p> <p> <b>DAILY PHONICS</b>: Homophones, p. T31</p> <p><b>GENRE</b>: Humorous Poetry, p. T33</p>	
<p><b>WRITE</b> and Respond</p> <ul style="list-style-type: none"> <li>• GRAMMAR</li> <li>• USAGE</li> <li>• MECHANICS</li> <li>• SPELLING</li> <li>• WRITING</li> </ul>	<p><b>WRITING WORKSHOP</b>: Introduce, p. T17</p> <p><b>JOURNAL</b>: Make Predictions, p. T22</p> <p> <b>SPELLING</b>: Pretest: Homophones, p. R4 Spelling Resource Book, p. 9</p> <p> <b>GRAMMAR, USAGE, MECHANICS</b>: Teach/Model: Statements and Questions, p. R6</p> <p><b>ORAL LANGUAGE</b>, p. T27</p>	<p><b>WRITING WORKSHOP</b>: Prewrite, T35 Practice Book 1, p. 11</p> <p> <b>SPELLING</b>: Practice Vocabulary, p. R4 Spelling Resource Book, pp. 10–12</p> <p> <b>GRAMMAR, USAGE, MECHANICS</b>: Practice, p. R6</p> <p><b>ORAL LANGUAGE</b>, p. T35</p>	
<p><b>EXTEND SKILLS</b> and Apply to Literature</p> <ul style="list-style-type: none"> <li>• INTEGRATED LANGUAGE ARTS</li> <li>• LISTENING/SPEAKING/VIEWING</li> <li>• INTEGRATED CURRICULUM</li> <li>• GUIDED READING</li> <li>• INDEPENDENT READING</li> </ul>	<p><b>READ ALOUD</b>, p. T27</p> <p><b>GUIDED READING</b>, pp. R2–R3</p> <p><b>INTEGRATED CURRICULUM</b>: Social Studies, p. R9 Science, p. R8</p> <p><b>TRADE BOOKS</b></p> <ul style="list-style-type: none"> <li>• <i>Hannah</i></li> <li>• <i>The Chalk Box Kid</i></li> </ul>	<p><b>READ ALOUD</b>, p. T35</p> <p><b>GUIDED READING</b>, pp. R2–R3</p> <p><b>INTEGRATED CURRICULUM</b>: The Arts, p. R9 Math, p. R8</p> <p><b>TRADE BOOKS</b></p> <ul style="list-style-type: none"> <li>• <i>Uncle Jed's Barbershop</i></li> <li>• <i>Muggie Maggie</i></li> </ul>	
<p>TEKS/TAAS</p>	<p>TEKS: 3.3:C; 3.5:E; 3.6:C,E; 3.7:B; 3.8:A,C; 3.9:A,B,E,F; 3.10:A,D; 3.11:E,I; 3.12:E; 3.14:A,B; 3.15:B; 3.16:E,F; 3.17:C,D</p> <p>TAAS: 3R 1,2,5; 4W 5,7</p>	<p>TEKS: 3.1:C; 3.2:A; 3.3:D; 3.5:D,E; 3.7:B; 3.8:C; 3.9:C,D,F,G,H,I,J; 3.10:A,C,D; 3.11:H,J; 3.12:A,D,E,F; 3.14:A,B; 3.16:E; 3.20:A</p> <p>TAAS: 3R 1,2,3,4,5,6</p>	
<p><b>TECHNOLOGY</b> and <b>REAL-WORLD SKILLS</b></p>	<p> <b>CD-ROM ENCYCLOPEDIA</b> Matching Technology to Task, T27</p>	<p> <b>SMART PLACE CD-ROM</b> Find the Facts, T31</p> <p><b>WORKSHOP 1</b>, pp. T99–T104</p>	

Support for flexible groups

**MODIFY INSTRUCTION**



- INTERVENTION    ▲ ESL/ELD    ■ EXTRA HELP
- \* GIFTED AND TALENTED    ☑ = TESTED SKILL

	DAY 3	DAY 4	DAY 5
	<p><b>REREAD:</b> <i>Gila Monsters Meet You at the Airport</i></p> <p><b>COMPREHENSION:</b> ▲ ■ Compare/Contrast pp. T38–T39 Transparency 2 Practice Book 1, pp. 14–16 Fact/Opinion, pp. T40–T41 Transparency 3 Practice Book 1, pp. 15, 17–18</p> <p><b>INTERVENTION:</b> ● p. T42 Daily Phonics: Homophones Comprehension: Compare/Contrast Fluency: Reading Aloud</p>	<p><b>LITERATURE CONNECTION:</b> <i>Gila Monsters Meet You at the Airport</i>, p. T44</p> <p>☑ <b>REVIEW VOCABULARY</b>, p. T46</p> <p>☑ <b>DAILY PHONICS:</b> ▲ * Homophones, p. T47</p>	<p><b>READING ASSESSMENT:</b> Selection Test, p. T50</p> <p><b>MODIFYING ASSESSMENT</b>, p. T50 ESL/ELD: Vocabulary Extra Help: Comprehension</p> <p><b>PERFORMANCE-BASED ASSESSMENT:</b> 1-Minute Fluency, p. T51 Conference, p. T51</p> <p>☑ <b>DAILY PHONICS:</b> Dictation, P. T51</p>
	<p><b>RESPOND:</b> ▲ Think About Reading, p. T36 Write a Postcard, p. 37 Practice Book 1, p. 12</p> <p><b>SPELLING:</b> Write/Proofread, p. R5 Spelling Resource Book, p. 13</p> <p><b>GRAMMAR, USAGE, MECHANICS:</b> Practice, p. R7</p> <p><b>ORAL LANGUAGE</b>, p. T37</p>	<p><b>WRITING WORKSHOP:</b> Humorous Story, p. T44 <b>Writer's Craft:</b> Descriptive Details, p. T45 Transparency 4 Practice Book 1, p. 11</p> <p><b>SPELLING:</b> Study/Review, p. R5 Spelling Resource Book, p. 200</p> <p><b>GRAMMAR, USAGE, MECHANICS:</b> Apply, p. R7</p> <p><b>ORAL LANGUAGE</b>, p. T45</p>	<p><b>WRITING ASSESSMENT</b>, p. T52 Student Model Students' Writing Rubric</p> <p>☑ <b>SPELLING:</b> Posttest, p. R5 Spelling Resource Book, p. 202</p> <p>☑ <b>GRAMMAR, USAGE, MECHANICS:</b> Assess, p. R7</p> <p><b>ORAL LANGUAGE</b>, p. T52</p>
	<p><b>RESPOND:</b> Literature Circle, p. T37</p> <p><b>READ ALOUD</b>, p. T43</p> <p><b>GUIDED READING</b>, pp. R2–R3</p> <p><b>OPTIONAL MATERIALS</b>, ● p. T43 Wiggleworks Stage C: <i>Look-Alike Animals</i> <i>Gila Monsters Meet You at the Airport</i> audiocassette</p>	<p><b>READ ALOUD</b>, p. T49</p> <p><b>GUIDED READING</b>, pp. R2–R3</p> <p><b>EXPAND VOCABULARY:</b> Synonyms, p. T46</p> <p>☑ <b>STUDY SKILLS:</b> Parts of a Book, pp. T48–T49 Practice Book 1, p. 20</p>	<p><b>READ ALOUD</b>, p. T54</p> <p><b>GUIDED READING</b>, pp. R2–R3</p> <p><b>INTEGRATED LANGUAGE ARTS:</b> Make a Poetry Book, p. T53 Nonfiction Article, p. T53 Create a Radio Show, p. T54 Tell About A Trip, p. T54</p>
	<p>TEKS: 3.1:B,C,D,E; 3.2:A; 3.3:C; 3.5:E; 3.6:C; 3.7:B; 3.8:C; 3.9:C,E,F,G,J; 3.10:A,C,D; 3.12:E; 3.14:A,B,C,D; 3.16:E; 3.18:D</p> <p>TAAS: 3R 1,2,5,6; 4W 1</p>	<p>TEKS: 3.1:E,F; 3.2:B; 3.5:E; 3.6:C; 3.8:A,B,C,D; 3.10:A; 3.12:C,E; 3.13:A; 3.14:A,B,C,D; 3.16:E; 3.17:C; 3.18:A,B,C,D,E,F</p> <p>TAAS: 3R 1,2,5; 4W 1,2,4,5</p>	<p>TEKS: 3.1:E; 3.5:E; 3.6:C; 3.8:C; 3.9:E,G,J; 3.11:C; 3.14:A,B,C,D; 3.16:E; 3.19:A,C</p> <p>TAAS: 3R 1,6; 4W 1</p>
	<p> <b>SMART PLACE CD-ROM</b> Language Development, T37</p> <p><b>WORKSHOP 1</b>, pp. T99–T104</p>	<p> <b>SMART PLACE CD-ROM</b> Study Skills, T49</p> <p><b>WORKSHOP 1</b>, pp. T99–T104</p>	<p> <b>AUDIOCASSETTE</b> Speaking Skills, T54</p> <p><b>WORKSHOP 1</b>, pp. T99–T104</p>

Skills practice every day

# Literacy Place Weekly Organizer

Ramona Forever

	DAY 1	DAY 2
<p><b>READ</b> and Introduce Skills</p> <ul style="list-style-type: none"> <li>• VOCABULARY</li> <li>• PHONICS</li> <li>• COMPREHENSION</li> <li>• LITERARY ELEMENT</li> </ul>	<p><b>BUILD BACKGROUND</b>, ▲ p. T61</p> <p>☑ <b>VOCABULARY</b>, ▲ ■ p. T62 Transparency 5 Practice Book 1, p. 21</p> <p>☑ <b>DAILY PHONICS</b>: ▲ ■ Vowel /i/ <i>i, igh, y, i-e, ie</i>, p. T64 Practice Book 1, p. 22</p> <p><b>PREVIEW AND PREDICT</b>, p. T66</p> <p><b>READ</b>: ▲ * ■ ● <i>Ramona Forever</i>, pp. T66-T71 <b>GENRE</b>: Realistic Fiction, p. T67</p> <p><b>LITERARY ELEMENT</b>:  Character, p. T69</p>	<p><b>READ</b>: ▲ * ■ <i>Ramona Forever</i>, pp. T72-T81</p> <p><b>LITERARY ELEMENT</b>: Suspense, p. T73</p> <p><b>COMPREHENSION</b>: Make Judgments, p. T77</p> <p><b>DAILY PHONICS</b>: Vowel /i/ <i>i, igh, y, i-e, ie</i>, p. T75</p>
<p><b>WRITE</b> and Respond</p> <ul style="list-style-type: none"> <li>• GRAMMAR</li> <li>• USAGE</li> <li>• MECHANICS</li> <li>• SPELLING</li> <li>• WRITING</li> </ul>	<p><b>WRITING WORKSHOP</b>: Introduce, p. T61</p> <p><b>JOURNAL</b>: Make Predictions, p. T66</p> <p>☑ <b>SPELLING</b>: Pretest: Words With Long <i>i</i>, p. R12 Spelling Resource Book, p. 14</p> <p>☑ <b>GRAMMAR, USAGE, MECHANICS</b>: Teach/Model: Commands and Exclamations, p. R14</p> <p><b>ORAL LANGUAGE</b>, p. T71</p>	<p><b>WRITING WORKSHOP</b>: Prewrite, p. T79 Practice Book 1, p. 23</p> <p>☑ <b>SPELLING</b>: Vocabulary Practice, p. R12 Spelling Resource Book, pp. 15-17</p> <p>☑ <b>GRAMMAR, USAGE, MECHANICS</b>: Practice, p. R14</p> <p><b>ORAL LANGUAGE</b>, p. T79</p>
<p><b>EXTEND SKILLS</b> and Apply to Literature</p> <ul style="list-style-type: none"> <li>• INTEGRATED LANGUAGE ARTS</li> <li>• LISTENING/SPEAKING/VIEWING</li> <li>• INTEGRATED CURRICULUM</li> <li>• GUIDED READING</li> <li>• INDEPENDENT READING</li> </ul>	<p><b>READ ALOUD</b>, p. T71</p> <p><b>GUIDED READING</b>, pp. R10-R11</p> <p><b>TRADE BOOKS</b></p> <ul style="list-style-type: none"> <li>• <i>Hannah</i></li> <li>• <i>The Chalk Box Kid</i></li> </ul>	<p><b>READ ALOUD</b>, p. T79</p> <p><b>GUIDED READING</b>, pp. R10-R11</p> <p><b>INTEGRATED CURRICULUM</b>: Science, p. R16 Social Studies, p. R17 The Arts, p. R17 Math, p. R16</p> <p><b>TRADE BOOKS</b></p> <ul style="list-style-type: none"> <li>• <i>Uncle Jed's Barbershop</i></li> <li>• <i>Muggie Maggie</i></li> </ul>
<p>TAAS/TEKS</p>	<p>TEKS: 3.1:B,C,E; 3.2:A; 3.3:C; 3.5:A,B; 3.6:A,B,C; 3.7:A,B; 3.9:A,B,D,F; 3.10:H; 3.11:C,F; 3.14:A,B,D; 3.18:D</p> <p>TAAS: 3R 2,4,5; 4W 1,3,7</p>	<p>TEKS 3.1:B,C,D,E; 3.2:A; 3.3:A,C; 3.5:A,B; 3.6:A,B,C; 3.7:A,B; 3.8:A,B; 3.9:C,D,F; 3.10:A; 3.11:H,J; 3.18:D</p> <p>TAAS 3R 2,3,5; 4W 3,7</p>
<p><b>TECHNOLOGY</b> and <b>REAL-WORLD</b> <b>SKILLS</b></p>	<p><b>SCHOLASTIC WEB SITE</b> Build Background, p. T71</p> <p><b>WORKSHOP 1</b>, pp. T99-T103</p>	<p> <b>SMART PLACE CD-ROM</b> Comprehension Skills, p. T77</p> <p><b>WORKSHOP 1</b>, pp. T99-T103</p>

**MODIFY INSTRUCTION**

- INTERVENTION    ▲ ESL/ELD    ■ EXTRA HELP
- \* GIFTED AND TALENTED    ☑ = TESTED SKILL

	DAY 3	DAY 4	DAY 5
	<p><b>READ:</b> ▲ ■ "I Am," pp. T80–T81</p> <p>☑ <b>LITERARY ELEMENT:</b> ▲ ■ Character, pp. T84–T85 Transparency 6 Practice Book 1, pp. 26–28</p> <p><b>INTERVENTION,</b> ● p. T86 Daily Phonics: Vowel /T/ Literary Element: Character Fluency: Reading Aloud</p>	<p><b>LITERATURE CONNECTION:</b> <i>Ramona Forever</i>, T88</p> <p>☑ <b>REVIEW VOCABULARY</b>, p. T90</p> <p><b>DAILY PHONICS:</b> * ■ Vowel /i/i, igh, y, i-e, ie, p. T91</p>	<p><b>READING ASSESSMENT</b> Selection Test, p. T94</p> <p><b>MODIFYING ASSESSMENT</b>, p. T94 ESL/ELD: Vocabulary Extra Help: Comprehension</p> <p><b>PERFORMANCE-BASED ASSESSMENT:</b> One Minute Fluency, p. T95 Conference, p. T95</p> <p>☑ <b>DAILY PHONICS:</b> Dictation, p. T95</p>
	<p><b>RESPOND:</b> ▲ ■ Think About Reading, p. T82 Write An E-Mail Message, p. T83 Practice Book 1, p. 24</p> <p>☑ <b>SPELLING:</b> Write/Proofread, p. R13 Spelling Resource Book, p. 18</p> <p>☑ <b>GRAMMAR, USAGE, MECHANICS:</b> Practice, p. R15 Practice Book 1, p. 25</p> <p><b>ORAL LANGUAGE</b>, p. T83</p>	<p><b>WRITING WORKSHOP:</b> Realistic Description, p. T88 <b>Writer's Craft:</b> Vivid Verbs, p. T89 Transparency 7 Practice Book 1, p. 23</p> <p>☑ <b>SPELLING:</b> Study/Review, p. R13 Spelling Resource Book, p. 200</p> <p>☑ <b>GRAMMAR, USAGE, MECHANICS:</b> Apply, p. R15</p> <p><b>ORAL LANGUAGE</b>, p. T89</p>	<p><b>WRITING ASSESSMENT</b>, p. T96 Student Model Students' Writing Rubric</p> <p>☑ <b>SPELLING:</b> Posttest, p. R13 Spelling Resource Book, p. 202</p> <p>☑ <b>GRAMMAR, USAGE, MECHANICS:</b> Assess, p. R15</p> <p><b>ORAL LANGUAGE</b>, p. T96</p>
	<p><b>RESPOND:</b> Literature Circle, p. T83</p> <p><b>READ ALOUD</b>, p. T87</p> <p><b>GUIDED READING</b>, pp. R10–R11</p> <p><b>OPTIONAL MATERIALS,</b> ● p. T87 Phonics Chapter Book #9: <i>Kids Care about Sea Animals</i> <i>Ramona Forever</i> audiocassette</p>	<p><b>READ ALOUD</b>, p. T93</p> <p><b>GUIDED READING</b>, pp. R10–R11</p> <p><b>EXPAND VOCABULARY:</b> Invented Words, p. T90</p> <p><b>STUDY SKILLS:</b> Getting Ready to Take a Test, pp. T92–T93 Practice Book 1, p. 30</p>	<p><b>READ ALOUD</b>, p. T98</p> <p><b>GUIDED READING</b>, pp. R10–R11</p> <p><b>INTEGRATED LANGUAGE ARTS:</b> Write a Persuasive Speech, p. T97 Reenact Story Scenes, p. T98 Diagram the Story Settings, p. T98</p>
	<p>TEKS 3.1:E; 3.3:A; 3.6:C; 3.7:A,B,C; 3.8:A; 3.9:C,G; 3.10:A,D; 3.11:C,F,H; 3.12:E; 3.14:A,B,C,D</p> <p>TAAS 3R 2,4,5; 4W 1,3,7</p>	<p>TEKS 3.3:C; 3.5:E; 3.6:C; 3.8:A,B,C; 3.9:E,K; 3.12:E; 3.14:A,B,C,D; 3.17:C,D; 3.18:A,B,C,D,E</p> <p>TAAS 3R 1,2; 4W 1,2,3,4,5,7</p>	<p>TEKS 3.1:B,C; 3.3:D; 3.11:I; 3.12:E; 3.14:A,B,C,D; 3.18:D</p> <p>TAAS 3R 2,5; 4W 1,3,7</p>
	<p>☑ <b>E-MAIL</b> Communication Through E-Mail, p. T83</p> <p><b>WORKSHOP 1</b>, pp. T99–T103</p>	<p>☑ <b>WORD PROCESSING</b> Writing Skills, p. T89</p> <p>☑ <b>SMART PLACE CD-ROM</b> Teacher/Family Communication, T93</p> <p><b>WORKSHOP 1</b>, pp. T99–T103</p>	<p>☑ <b>WORD PROCESSING</b> Language Development, p. T97</p> <p><b>WORKSHOP 1</b>, pp. T99–T103</p>

# Literacy Place Weekly Organizer

**How My Family Lives in America**

## DAY 1

## DAY 2

### READ and Introduce Skills

- VOCABULARY
- PHONICS
- COMPREHENSION
- LITERARY ELEMENT

**BUILD BACKGROUND**, ▲ p. T111

**VOCABULARY**, ▲ ■ p. T112  
Transparency 8  
Practice Book 1, p. 33

**DAILY PHONICS**: ▲ \*  
Words With /ə/, p. T114  
Practice Book 1, p. 34

**PREVIEW AND PREDICT**, p. T116

**READ**: ▲ \* ■ ●  
*How My Family Lives in America*,  
pp. T116–T123

**TEXT STRUCTURE**: Photo Essay, p. T117

**COMPREHENSION**:   
Evaluate Author's Purpose, p. T119

**READ**: ▲ \* ■

*"Kids Speak Up to Save Native Languages,"* pp. T124–T127

**DAILY PHONICS**:  
Words With /ə/, p. T125

### WRITE and Respond

- GRAMMAR
- USAGE
- MECHANICS
- SPELLING
- WRITING

**WRITING WORKSHOP**: Introduce,  
p. T111

**JOURNAL**: Make Predictions, p. T116

**SPELLING**:  
Pretest: Words With *a-* and *be-*, p. R20  
Spelling Resource Book, p. 19

**GRAMMAR, USAGE, MECHANICS**:  
Teach/Model: Common and Proper  
Nouns, p. R22

**ORAL LANGUAGE**, p. T123

**WRITING WORKSHOP**: Prewrite,  
p. T127  
Practice Book 1, p. 35

**SPELLING**:  
Vocabulary Practice, p. R20  
Spelling Resource Book, pp. 20–22

**GRAMMAR, USAGE, MECHANICS**:  
Practice, p. R22

**ORAL LANGUAGE**, p. T127

### EXTEND SKILLS and Apply to Literature

- INTEGRATED LANGUAGE ARTS
- LISTENING/SPEAKING/VIEWING
- INTEGRATED CURRICULUM
- GUIDED READING
- INDEPENDENT READING

**READ ALOUD**, p. T123

**GUIDED READING**, pp. R18–R19

**INTEGRATED CURRICULUM**:  
The Arts, p. R25  
Social Studies, p. R25  
Math, p. R24  
Science, p. R24

**TRADE BOOKS**

- *Hannah*
- *The Chalk Box Kid*

**READ ALOUD**, p. T127

**GUIDED READING**, pp. R18–R19

**TRADE BOOKS**

- *Uncle Jed's Barbershop*
- *Muggie Maggie*

TEKS/TAAS

TEKS: 3.1:B,C,E; 3.2:A,B; 3.3:C;  
3.5:A,B,D,E; 3.6:A,B,C; 3.7:A,B,C;  
3.8:A,B; 3.9:A,B,D,F; 3.10:C;  
3.11:C,F; 3.12:E; 3.14:A,B,D

TAAS: 3R 1,2,4,5; 4W 1

TEKS: 3.1:B,C,D,E; 3.2:A; 3.3:B,C;  
3.5:A,B; 3.6:A,B,C; 3.7:A,B,C;  
3.8:A,B; 3.9:D,E,F; 3.10:D; 3.18:A

TAAS: 3R 2,4,5

### TECHNOLOGY and REAL-WORLD SKILLS



**SCHOLASTIC NETWORK**  
Finding the Facts, p. T121







**SMART PLACE CD-ROM**  
Presentation Tools, p. T125

**WORKSHOP 2**, pp. T195–T200

**MODIFY INSTRUCTION**

- INTERVENTION    ▲ ESL/ELD    ■ EXTRA HELP
- \* GIFTED & TALENTED    ☑ = TESTED SKILL

	DAY 3	DAY 4	DAY 5
	<p><b>REREAD:</b> <i>How My Family Lives in America</i></p> <p>☑ <b>COMPREHENSION:</b> ▲ ■ Evaluate Author's Purpose, p. T130 Transparency 9 Practice Book 1, pp. 38–40</p> <p><b>INTERVENTION,</b> ● p. T132 Daily Phonics: Words With /ə/ Comprehension: Evaluate Author's Purpose Fluency: Reading Aloud</p>	<p><b>LITERATURE CONNECTION:</b> <i>How My Family Lives in America</i>, p. T134</p> <p>☑ <b>REVIEW VOCABULARY,</b> p. T136</p> <p>☑ <b>DAILY PHONICS:</b> ▲ Words With /ə/, p. T137</p>	<p><b>READING ASSESSMENT:</b> Selection Test, p. T140</p> <p><b>MODIFYING ASSESSMENT,</b> p. T140 ESL/ELD: Vocabulary Extra Help: Comprehension</p> <p><b>PERFORMANCE-BASED ASSESSMENT:</b> One-Minute Fluency, p. T141 Conference, p. T141</p> <p>☑ <b>DAILY PHONICS:</b> Dictation, p. T141</p>
	<p><b>RESPOND:</b> ▲ Think About Reading, p. T128 Write A Caption, p. T129 Practice Book 1, p. 36</p> <p>☑ <b>SPELLING:</b> Write/Proofread, p. R21 Spelling Resource Book, p. 23</p> <p>☑ <b>GRAMMAR, USAGE, MECHANICS:</b> Practice, p. R23 Practice Book 1, p. 37</p> <p><b>ORAL LANGUAGE,</b> p. T129</p>	<p><b>WRITING WORKSHOP:</b> Nonfiction Description, p. T134 <b>Writer's Craft:</b> Logical Order, p. T135 Transparency 10 Practice Book 1, p. 35</p> <p>☑ <b>SPELLING:</b> Study/Review, p. R21 Spelling Resource Book, p. 200</p> <p>☑ <b>GRAMMAR, USAGE, MECHANICS:</b> Apply, p. R23</p> <p><b>ORAL LANGUAGE,</b> p. T135</p>	<p><b>WRITING ASSESSMENT,</b> p. T142 Student Model Students' Writing Rubric</p> <p>☑ <b>SPELLING:</b> Posttest, p. R21 Spelling Resource Book, p. 202</p> <p>☑ <b>GRAMMAR, USAGE, MECHANICS:</b> Assess, p. R23</p> <p><b>ORAL LANGUAGE,</b> p. T142</p>
	<p><b>RESPOND:</b> Literature Circle, p. T129</p> <p><b>READ ALOUD,</b> p. T133</p> <p><b>GUIDED READING,</b> pp. R18–R19</p> <p><b>OPTIONAL MATERIALS,</b> ● p. T133 Phonics Chapter Book #13: <i>The Internet</i> <i>How My Family Lives in America</i> audiocassette</p>	<p><b>READ ALOUD,</b> p. T139</p> <p><b>GUIDED READING,</b> pp. R18–R19</p> <p><b>EXPAND VOCABULARY:</b> Compound Words with eye, p. T136</p> <p>☑ <b>STUDY SKILLS:</b> Alphabetical Order, pp. T138–T139 Practice Book 1, p. 42</p>	<p><b>READ ALOUD,</b> p. T144</p> <p><b>GUIDED READING,</b> pp. R18–R19</p> <p><b>INTEGRATED LANGUAGE ARTS:</b> Interview a Character, p. T143 Make a Book of Traditions, p. T143 Make a Picture Cookbook, p. T144 Book Review, p. T144</p>
	<p>TEKS: 3.1:E; 3.2:A; 3.5:A; 3.6:C; 3.7:A,B,C; 3.8:A,B; 3.9:B,G,H,I,K; 3.10:D; 3.11:C,F; 3.12:E; 3.14:A,B,C,D</p> <p>TAAS: 3R 2,3,4,5; 4W 1</p>	<p>TEKS: 3.1:C,E; 3.3:C; 3.5:E; 3.6:C; 3.7:B,C; 3.8:A,B; 3.9:I; 3.12:E; 3.14:A,B,C,D; 3.17:C,D; 3.18:A,B,C,D,E; 3.20:A,B,C,D</p> <p>TAAS: 3R 1,2; 4W 1,2,3,4,5,7</p>	<p>TEKS: 3.1:B,C; 3.2:A; 3.3:D; 3.4:A; 3.8:B; 3.9:C; 3.10:B; 3.12:B,E; 3.14:A,B,C,D; 3.18:D</p> <p>TAAS: 3R 2,5; 4W 1,3,5,7</p>
	<p> <b>SMART PLACE CD-ROM</b> Language Development, p. T129</p> <p><b>WORKSHOP 2,</b> pp. T195–T200</p>	<p> <b>WORD PROCESSING</b> Writing Skills, p. T135</p> <p> <b>SPREAD SHEET</b> Study Skills, p. T139</p> <p><b>WORKSHOP 2,</b> pp. T195–T200</p>	<p> <b>AUDIO/VIDEO</b> Speaking Skills, p. T143</p> <p><b>WORKSHOP 2,</b> pp. T195–T200</p>





# Literacy Place Weekly Organizer

## On the Pampas

	DAY 1	DAY 2	
<b>READ and Introduce Skills</b> <ul style="list-style-type: none"> <li>• VOCABULARY</li> <li>• PHONICS</li> <li>• COMPREHENSION</li> <li>• LITERARY ELEMENT</li> </ul>	<b>BUILD BACKGROUND</b> , ▲ p. T151 <input checked="" type="checkbox"/> <b>VOCABULARY</b> , ▲ ■ p. T152 Transparency 11 Practice Book 1, p. 43 <input checked="" type="checkbox"/> <b>DAILY PHONICS</b> : ▲ ■ 1-, 2-, 3-Syllable Words, p. T154 Practice Book 1, p. 44 <b>PREVIEW AND PREDICT</b> , p. T156 <b>READ</b> : ▲ * ■ <i>On the Pampas</i> , pp. T156–T161 <b>GENRE</b> : Personal Narrative, T157 <input checked="" type="checkbox"/> <b>LITERARY ELEMENT</b> : Setting, p. T159	<b>READ</b> : ▲ * ■ ● <i>On the Pampas</i> , pp. T162–T173 <b>ILLUSTRATOR'S CRAFT</b> : Details, p. T163 <input checked="" type="checkbox"/> <b>DAILY PHONICS</b> : 1-, 2-, 3-Syllable Words, p. T165 <b>LITERARY ELEMENT</b> : Mood, p. T167 Character, p. T169 <b>AUTHOR'S CRAFT</b> : Descriptive Language, p. T171	
<b>WRITE and Respond</b> <ul style="list-style-type: none"> <li>• GRAMMAR</li> <li>• USAGE</li> <li>• MECHANICS</li> <li>• SPELLING</li> <li>• WRITING</li> </ul>	<b>WRITING WORKSHOP</b> : Introduce, p. T151 <b>JOURNAL</b> : Make Predictions, p. T156 <input checked="" type="checkbox"/> <b>SPELLING</b> : Pretest: Words With <i>ng</i> and <i>nk</i> , p. R28 Spelling Resource Book, p. 24 <input checked="" type="checkbox"/> <b>GRAMMAR, USAGE, MECHANICS</b> : Teach/Model: Singular and Plural Nouns, p. R30 <b>ORAL LANGUAGE</b> , p. T161	<b>WRITING WORKSHOP</b> : Prewrite, p. T173 Practice Book 1, p. 46 <input checked="" type="checkbox"/> <b>SPELLING</b> : Vocabulary Practice, p. R28 Spelling Resource Book, pp. 25–27 <input checked="" type="checkbox"/> <b>GRAMMAR, USAGE, MECHANICS</b> : Practice, p. R30 <b>ORAL LANGUAGE</b> , T173	
<b>EXTEND SKILLS and Apply to Literature</b> <ul style="list-style-type: none"> <li>• INTEGRATED LANGUAGE ARTS</li> <li>• LISTENING/SPEAKING/VIEWING</li> <li>• INTEGRATED CURRICULUM</li> <li>• GUIDED READING</li> <li>• INDEPENDENT READING</li> </ul>	<b>READ ALOUD</b> , p. T161 <b>GUIDED READING</b> , pp. R26–R27 <b>INTEGRATED CURRICULUM</b> : Social Studies, p. R33 <b>TRADE BOOKS</b> <ul style="list-style-type: none"> <li>• <i>Hannah</i></li> <li>• <i>The Chalk Box Kid</i></li> </ul>	<b>READ ALOUD</b> , p. T173 <b>GUIDED READING</b> , pp. R26–R27 <b>INTEGRATED CURRICULUM</b> : The Arts, R33 Science, R32 Math, R32 <b>TRADE BOOKS</b> <ul style="list-style-type: none"> <li>• <i>Uncle Jed's Barbershop</i></li> <li>• <i>Muggie Maggie</i></li> </ul>	
<b>TAAS/TEKS</b>	TEKS 3.1:B,C,E; 3.2:A; 3.3:C; 3.5:A,B,C,E; 3.6:A,B,C; 3.7:A,B,C; 3.8:A,B; 3.9:A,B,C,D,F; 3.11:C,F,I; 3.14:A,B,D; 3.18:D TAAS 3R 1,2,4; 4W 1	TEKS 3.1:B,C,D,E; 3.2:A; 3.3:A,C; 3.5:A,B; 3.6:A,B,C; 3.7:A,B,C; 3.8:A,B; 3.9:D,F,H; 3.10:A or B; 3.11:I; 3.18:D TAAS 3R 2,3; 4W 1	
<b>TECHNOLOGY and REAL-WORLD SKILLS</b>	<b>SMART PLACE CD-ROM</b> Comprehension Skills, p. T161 <b>WORKSHOP 2</b> , pp. T195–T200	<b>WORD PROCESSING</b> Communicating Through Letters, p. T167 <b>WORKSHOP 2</b> , pp. T195–T200	




**MODIFY INSTRUCTION**

- INTERVENTION    ▲ ESL/ELD    ■ EXTRA HELP
- \* GIFTED AND TALENTED    ☑ TESTED SKILL

	DAY 3	DAY 4	DAY 5
	<p><b>READ:</b> ▲ * "Keith Jardine," pp. T174–T177</p> <p>☑ <b>COMPREHENSION:</b> Paraphrase, p. T177</p> <p>☑ <b>LITERARY ELEMENT:</b> ▲ ■ Setting, pp. T180–T181 Transparency 12 Practice Book 1, pp. 50-52</p> <p><b>INTERVENTION,</b> ● p. T182 Daily Phonics: 1-, 2-, 3-Syllable Words Literary Element: Setting Fluency: Echo Reading</p>	<p><b>LITERATURE CONNECTION:</b> "Keith Jardine," p. T184</p> <p>☑ <b>REVIEW VOCABULARY,</b> p. T186</p> <p>☑ <b>DAILY PHONICS:</b> ▲ * 1-, 2-, 3-Syllable Words, p. T187</p>	<p><b>READING ASSESSMENT:</b> Selection Test, p. T190</p> <p><b>MODIFYING ASSESSMENT,</b> p. T190 ESL/ELD: Vocabulary Extra Help: Literary Element</p> <p><b>PERFORMANCE-BASED ASSESSMENT:</b> One-Minute Fluency, p. T191 Conference, p. T191</p> <p>☑ <b>DAILY PHONICS:</b> Dictation, p. T191</p>
	<p><b>RESPOND:</b> ▲ ■ Think About Reading, p. T178 Write an Interview, p. T179 Practice Book 1, p. 48</p> <p>☑ <b>SPELLING:</b> Write/Proofread, p. R29 Spelling Resource Book, p. 28</p> <p>☑ <b>GRAMMAR, USAGE, MECHANICS:</b> Practice, p. R31 Practice Book 1, p. 49</p> <p><b>ORAL LANGUAGE,</b> p. T179</p>	<p><b>WRITING WORKSHOP:</b> Brochure, p. T184 <b>Writer's Craft:</b> Opinion and Supporting Facts, p. T185 Transparency 13 Practice Book 1, p. 46</p> <p>☑ <b>SPELLING:</b> Study/Review, p. R29 Spelling Resource Book, p. 200</p> <p>☑ <b>GRAMMAR, USAGE, MECHANICS:</b> Apply, p. R31</p> <p><b>ORAL LANGUAGE,</b> p. T185</p>	<p><b>WRITING ASSESSMENT,</b> p. T192 Student Model Students' Writing Rubric</p> <p>☑ <b>SPELLING:</b> Posttest, p. R29 Spelling Resource Book, p. 202</p> <p>☑ <b>GRAMMAR, USAGE, MECHANICS:</b> Assess, p. R31</p> <p><b>ORAL LANGUAGE,</b> p. T192</p>
	<p><b>RESPOND:</b> Literature Circle, p. T179</p> <p><b>READ ALOUD,</b> p. T183</p> <p><b>GUIDED READING,</b> pp. R26–R27</p> <p><b>OPTIONAL MATERIALS,</b> ● p. T183 Phonics Chapter Book #17, <i>History Mystery</i> <i>On the Pampas</i> audiocassette</p>	<p><b>READ ALOUD,</b> p. T189</p> <p><b>GUIDED READING,</b> pp. R26–R27</p> <p><b>EXPAND VOCABULARY:</b> Irregular Plurals, p. T186</p> <p>☑ <b>STUDY SKILLS:</b> Using a Dictionary, pp. T188–T189 Practice Book 1, p. 54</p>	<p><b>READ ALOUD,</b> p. T194</p> <p><b>GUIDED READING,</b> pp. R26–R27</p> <p><b>INTEGRATED LANGUAGE ARTS:</b> Personal Narrative, p. T193 Create an Adventure Story, p. T193 Give a Persuasive Talk, p. T194 Map Story Locales, p. T194</p>
	<p>TEKS 3.1:E; 3.2:A; 3.3:A,D; 3.5:C; 3.6:C; 3.7:A,B,C; 3.8:A,B; 3.9:C,F,H,I,K; 3.10:A,D; 3.11:C,E,F,I; 3.12:E; 3.14:A,B,C,D</p> <p>TAAS 3R 2,3,4,5; 4W 1</p>	<p>TEKS 3.1:C; 3.3:C; 3.5:C,E; 3.6:C; 3.7:B,C; 3.8:A,B,C; 3.9:J,K; 3.12:E; 3.14:A,B,C,D; 3.16:B; 3.17:C,D; 3.18:A,B,C,D,E</p> <p>TAAS 3R 2,6; 4W 1,2,3,4,5,7</p>	<p>TEKS 3.1:B,C; 3.2:A; 3.3:A,D; 3.4:A; 3.5:C; 3.8:A,B; 3.9:H; 3.10:A,B; 3.11:I; 3.12:E; 3.14:A,B,C,D; 3.16:B; 3.18:D</p> <p>TAAS 3R 2,3,5; 4W 1,3,7</p>
	<p> <b>VIDEO</b> Speaking Skills, p. T179</p> <p><b>WORKSHOP 2,</b> pp. T195–T200</p>	<p> <b>WORD PROCESSING</b> Writing Skills, p. T185</p> <p> <b>FIRST THOUSAND WORDS CD-ROM</b> Study Skills, p. T189</p> <p><b>WORKSHOP 2,</b> pp. T195–T200</p>	<p> <b>SMART PLACE CD-ROM</b> Presentation Tools, p. T193</p> <p><b>WORKSHOP 2,</b> pp. T195–T200</p>

# Literacy Place Weekly Organizer

## How the World Got Wisdom

	DAY 1	DAY 2	
<p><b>READ</b> and Introduce Skills</p> <ul style="list-style-type: none"> <li>• PHONICS</li> <li>• VOCABULARY</li> <li>• COMPREHENSION</li> <li>• LITERARY ELEMENT</li> </ul>	<p><b>BUILD BACKGROUND</b>, ▲ p. T207</p> <ul style="list-style-type: none"> <li>☑ <b>VOCABULARY</b>, ▲ * p. T208 Transparency 14, p. T209 Practice Book 1, p. 57</li> <li>☑ <b>DAILY PHONICS</b>: ▲ ■ Vowel /ô/a, au, aw, p. T210 Practice Book 1, p. 58</li> </ul> <p><b>PREVIEW AND PREDICT</b>, p. T212</p> <p><b>READ</b>: ▲ * ■ <i>How the World Got Wisdom</i>, pp. T212–T217</p> <ul style="list-style-type: none"> <li>☑ <b>COMPREHENSION SKILL</b>: Cause/Effect, p. T215 </li> </ul>	<p><b>READ</b>: ▲ * ■ <i>How the World Got Wisdom</i>, pp. T218–T221 "Parent to Child," pp. T222–T223</p> <ul style="list-style-type: none"> <li>☑ <b>DAILY PHONICS</b>: Vowel /ô/a, au, aw, p. T221</li> </ul> <p><b>LITERARY ELEMENT</b> Setting, p. T219</p>	
<p><b>WRITE</b> and Respond</p> <ul style="list-style-type: none"> <li>• GRAMMAR</li> <li>• USAGE</li> <li>• MECHANICS</li> <li>• SPELLING</li> <li>• WRITING</li> </ul>	<p><b>WRITING WORKSHOP</b>, p. T207</p> <p><b>JOURNAL</b>: Make Predictions, p. T212</p> <p><b>QUICKWRITE</b>: Predict, p. T217</p> <ul style="list-style-type: none"> <li>☑ <b>SPELLING</b>: Pretest: Words With the Vowel Sound in <i>saw</i>, p. R36 Spelling Resource Book, p. 29</li> <li>☑ <b>GRAMMAR, USAGE, MECHANICS</b>: Teach/Model: Singular and Plural Pronouns, p. R38</li> </ul> <p><b>ORAL LANGUAGE</b>, p. T217</p>	<p><b>WRITING WORKSHOP</b>, p. T223</p> <ul style="list-style-type: none"> <li>☑ <b>SPELLING</b>: Practice, p. R36 Spelling Resource Book, pp. 30–32</li> <li>☑ <b>GRAMMAR, USAGE, MECHANICS</b>: Practice, p. R38</li> </ul> <p><b>ORAL LANGUAGE</b>, p. T223</p>	
<p><b>EXTEND SKILLS</b> and Apply to Literature</p> <ul style="list-style-type: none"> <li>• INTEGRATED LANGUAGE ARTS</li> <li>• LISTENING/SPEAKING/VIEWING</li> <li>• INTEGRATED CURRICULUM</li> <li>• GUIDED READING</li> <li>• INDEPENDENT READING</li> </ul>	<p><b>READ ALOUD</b>, p. T217</p> <p><b>GUIDED READING</b>, pp. R34–R35</p> <p><b>INTEGRATED CURRICULUM</b>: Science, p. R40 The Arts, p. R41</p> <p><b>TRADE BOOKS</b></p> <ul style="list-style-type: none"> <li>• <i>Hannah</i></li> <li>• <i>The Chalk Box Kid</i></li> </ul>	<p><b>READ ALOUD</b>, p. T223</p> <p><b>GUIDED READING</b>, pp. R34–R35</p> <p><b>INTEGRATED CURRICULUM</b>: Social Studies, p. R41 Math, p. R40</p> <p><b>TRADE BOOKS</b></p> <ul style="list-style-type: none"> <li>• <i>Uncle Jed's Barbershop</i></li> <li>• <i>Muggie Maggie</i></li> </ul>	
<p>TEKS/TAAS</p>	<p>TEKS: 3.1:C,E; 3.2:A; 3.3:C; 3.5:A,B,C; 3.6:A,B,C; 3.7:A,B,C; 3.8:A,B; 3.9:A,B,D,F; 3.11:C,F; 3.14:A,B,D; 3.18:D</p> <p>TAAS: 3R 2,4; 4W 1</p>	<p>TEKS: 3.1:B,D,E; 3.2:A; 3.3:C; 3.5:A,B,F; 3.6:A,B,C; 3.7:A,B,C; 3.8:A,B; 3.9:D,F,H; 3.10:A; 3.11:I; 3.14:A,B,D</p> <p>TAAS: 3R 2,3,4; 4W 1</p>	
<p><b>TECHNOLOGY</b> and <b>REAL-WORLD SKILLS</b></p>	<p> <b>SMART PLACE CD-ROM</b> Presentation Tools, p. T215</p>	<p> <b>SCHOLASTIC NETWORK</b> Matching Technology to Task, p. T219</p> <p><b>PROJECT</b>, pp. T248–T255</p>	

**MODIFY INSTRUCTION**

- INTERVENTION    ▲ ESL/ELD    ■ EXTRA HELP
- \* GIFTED & TALENTED    ☑ = TESTED SKILL

	DAY 3	DAY 4	DAY 5
	<p>☑ <b>COMPREHENSION:</b> ▲ ■ Cause/Effect, p. T226 Transparency 15 Practice Book 1, pp. 63–65</p> <p>☑ <b>DAILY PHONICS:</b> Vowel /ō/a, au, aw, p. T228</p> <p><b>INTERVENTION,</b> ● p. T228 Daily Phonics: Vowel /ō/ a, au, aw Comprehension: Cause/Effect Fluency: Reading Aloud</p>	<p><b>LITERATURE CONNECTION:</b> How the World Got Wisdom, p. 230</p> <p><b>VOCABULARY REVIEW,</b> p. T232</p> <p>☑ <b>DAILY PHONICS:</b> Vowel /ō/a, au, aw, p. T233</p>	<p><b>READING ASSESSMENT:</b> Selection Test, p. T236</p> <p><b>MODIFYING ASSESSMENT,</b> p. T236 ESL/ELD: Vocabulary Extra Help: Comprehension</p> <p><b>PERFORMANCE-BASED ASSESSMENT:</b> One-Minute Fluency, p. T237 Conference, p. T237</p> <p>☑ <b>DAILY PHONICS:</b> Dictation, p. T237</p>
	<p><b>RESPOND:</b> * Think About Reading, p. T224 Write a Folk Tale Review, p. T225 Practice Book 1, p. 61</p> <p>☑ <b>SPELLING:</b> Write/Proofread, p. R37 Spelling Resource Book, p. 33</p> <p>☑ <b>GRAMMAR, USAGE, MECHANICS:</b> Practice, p. R39 Practice Book 1, p. 62</p> <p><b>ORAL LANGUAGE,</b> p. T225</p>	<p><b>WRITING WORKSHOP:</b> Character Sketch for a Folk Tale, p. T230</p> <p><b>WRITER'S CRAFT:</b> Precise Adjectives, p. T231 Transparency 16 Practice Book 1, p. 60</p> <p>☑ <b>SPELLING:</b> Review, p. R37 Spelling Resource Book, p. 200</p> <p>☑ <b>GRAMMAR, USAGE, MECHANICS:</b> Apply, p. R39</p> <p><b>ORAL LANGUAGE,</b> p. T231</p>	<p><b>WRITING ASSESSMENT,</b> p. T238 Student Model Students' Writing Rubric</p> <p>☑ <b>SPELLING:</b> Posttest, p. R37 Spelling Resource Book, p. 202</p> <p>☑ <b>GRAMMAR, USAGE, MECHANICS:</b> Assess, p. R39</p> <p><b>ORAL LANGUAGE,</b> p. T238</p>
	<p><b>RESPOND:</b> Literature Circle, p. T225</p> <p><b>READ ALOUD,</b> p. T229</p> <p><b>GUIDED READING,</b> pp. R34–R35</p> <p><b>OPTIONAL MATERIALS,</b> ● p. T229 Phonics Chapter Book #16: <i>The Great Time Travel Ride</i> <i>How the World Got Wisdom</i> audiocassette</p>	<p><b>READ ALOUD,</b> p. T235</p> <p><b>GUIDED READING,</b> pp. R34–R35</p> <p><b>EXPAND VOCABULARY:</b> Homophones, p. T232</p> <p><b>ORAL LANGUAGE:</b> Tell a Story to Entertain, pp. T234–T235 Practice Book 1, p. 67</p>	<p><b>READ ALOUD,</b> p. T240</p> <p><b>GUIDED READING,</b> pp. R34–R35</p> <p><b>INTEGRATED LANGUAGE ARTS:</b> Interview Spider and Kuma, p. T239 Write: Persuasive Letter, p. T239 Writing Slogans, p. T240 Compare Folk Tales, p. T240</p>
	<p>TEKS: 3.1:E; 3.2:A; 3.6:C; 3.7:A,B,C; 3.8:A,B; 3.9:D,F; 3.10:A,D; 3.11:C,F; 3.12:E; 3.14:A,B,C,D</p> <p>TAAS: <b>3R</b> 2,4,5; <b>4W</b> 1</p>	<p>TEKS: 3.1:A,C; 3.3:A,C; 3.5:E; 3.6:C; 3.7:B,C; 3.8:A,B; 3.9:K; 3.12:E; 3.14:A,B,C,D; 3.17:C,D; 3.18:A,B,C,D</p> <p>TAAS: <b>3R</b> 1,2; <b>4W</b> 1,2,3,4,5,7</p>	<p>TEKS: 3.1:B,C; 3.2:A; 3.4:A; 3.6:C; 3.8:B,F,G; 3.10:A,D; 3.11:C,F,I; 3.14:A,B,C,D; 3.18:D</p> <p>TAAS: <b>3R</b> 2,4; <b>4W</b> 1,3,7</p>
	<p>📺 <b>VIDEO</b> Viewing Skills, p. T225</p> <p><b>PROJECT,</b> pp. T248–T255</p>	<p>📀 <b>SMART PLACE CD-ROM</b> Speaking Skills, p. T235</p> <p><b>PROJECT,</b> pp. T248–T255</p>	<p>🖨️ <b>WORD PROCESSING</b> Communicating Through Letters, p. T239</p> <p><b>PROJECT,</b> pp. T248–T255</p>

LITERACY PLACE WEEKLY ORGANIZER: WRAP-UP

DAY 1	DAY 2	DAY 3	DAY 4	DAY 5
<ul style="list-style-type: none"> <li>• WRITING PROCESS</li> <li>• TRADE BOOK LIBRARY</li> <li>• TECHNOLOGY</li> </ul>	<ul style="list-style-type: none"> <li>• WRITING PROCESS</li> <li>• TRADE BOOK LIBRARY</li> <li>• TECHNOLOGY</li> </ul>	<ul style="list-style-type: none"> <li>• WRITING PROCESS</li> <li>• TRADE BOOK LIBRARY</li> <li>• PROJECT</li> </ul>	<ul style="list-style-type: none"> <li>• TRADE BOOK LIBRARY</li> <li>• PROJECT</li> <li>• HOME INVOLVEMENT</li> </ul>	<ul style="list-style-type: none"> <li>• TRADE BOOK LIBRARY</li> <li>• PRESENTATION SKILL</li> <li>• END OF UNIT ASSESSMENT</li> </ul>
TEKS 3.2:A; 3.6:A,B; 3.9:F,H; 3.11:I; 3.12:E; 3.14:A,B,C,D; 3.18:A,B,C,D,E,F TAAS 3R 2,3,4,5; 4W 1,2,3,4,5,7	TEKS 3.2:A; 3.6:A,B; 3.9:F,H; 3.11:I; 3.12:E; 3.14:A,B,C,D; 3.18:A,B,C,D,E,F TAAS 3R 2,3,4,5; 4W 1,2,3,4,5,7	TEKS 3.3:A,D; 3.6:A,B; 3.9:F,H; 3.11:I; 3.12:E; 3.14:A,B,C,D; 3.18:A,B,C,D,E,F TAAS 3R 2,3,4,5; 4W 1,2,3,4,5,7	TEKS 3.2:A; 3.3:A,D; 3.6:A,B; 3.9:F,H; 3.11:I; 3.12:E; 3.14:A,B,C,D TAAS 3R 2,3,4,5	TEKS 3.2:A; 3.3:A,D; 3.6:A,B; 3.9:F,H; 3.11:I; 3.12:E; 3.14:A,B,C,D; 3.19:E TAAS 3R 2,3,4,5