




# Literacy Place Weekly Organizer

## THE LITTLE RED ANT AND THE GREAT BIG CRUMB

	DAY 1	DAY 2	
<p><b>READ</b> and Introduce Skills</p> <ul style="list-style-type: none"> <li>• VOCABULARY</li> <li>• PHONICS</li> <li>• COMPREHENSION</li> <li>• LITERARY ELEMENT</li> </ul>	<p><b>BUILD BACKGROUND</b>, ▲ ■ p. T17</p> <p>☑ <b>VOCABULARY</b>, ▲ ■ p. T18 Transparency 1, p. T19 Practice Book 1, p. 79</p> <p>☑ <b>DAILY PHONICS</b>: ▲ ■ r-Controlled Vowel /är/ar, p. T20 Practice Book 1, p. 80</p> <p><b>PREVIEW AND PREDICT</b>, p. T22</p> <p><b>READ</b>: ▲ * ■ ● <i>The Little Red Ant and the Great Big Crumb</i>, pp. T22–T31</p> <p><b>GENRE</b>: Fable, p. T23</p> <p>☑ <b>LITERARY ELEMENT</b>: Plot, p. T25</p>	<p><b>READ</b>: ▲ ■ * <i>The Little Red Ant and the Great Big Crumb</i>, pp. T32–T47</p> <p><b>COMPREHENSION</b>: Draw Conclusions, p. T35 Cause/Effect, p. T37</p> <p>☑ Sequence, p. T41</p> <p>☑ <b>DAILY PHONICS</b>: r-Controlled Vowel /är/ar, p. T39</p> <p><b>LITERARY ELEMENT</b>: Character, p. T45</p>	
<p><b>WRITE</b> and Respond</p> <ul style="list-style-type: none"> <li>• GRAMMAR</li> <li>• USAGE</li> <li>• MECHANICS</li> <li>• SPELLING</li> <li>• WRITING</li> </ul>	<p><b>WRITING WORKSHOP</b>: Introduce, p. T17</p> <p><b>JOURNAL</b>: Make Predictions, p. T22</p> <p><b>QUICKWRITE</b>: Predict, p. T31</p> <p>☑ <b>SPELLING</b>: Pretest: Words With ar, p. R4 Spelling Resource Book, p. 34</p> <p>☑ <b>GRAMMAR, USAGE, MECHANICS</b>: Teach/Model: Action Verbs, p. R6</p> <p><b>ORAL LANGUAGE</b>, p. T31</p>	<p><b>WRITING WORKSHOP</b>: Prewrite, p. T47 Practice Book 1, p. 82</p> <p>☑ <b>SPELLING</b>: Practice, p. R4 Spelling Resource Book, pp. 35–37</p> <p>☑ <b>GRAMMAR, USAGE, MECHANICS</b>: Practice, p. R6</p> <p><b>ORAL LANGUAGE</b>, p. T47</p>	
<p><b>EXTEND SKILLS</b> and Apply to Literature</p> <ul style="list-style-type: none"> <li>• INTEGRATED LANGUAGE ARTS</li> <li>• LISTENING/SPEAKING/VIEWING</li> <li>• INTEGRATED CURRICULUM</li> <li>• GUIDED READING</li> <li>• INDEPENDENT READING</li> </ul>	<p><b>READ ALOUD</b>, p. T31</p> <p><b>GUIDED READING</b>, pp. R2–R3</p> <p><b>INTEGRATED CURRICULUM</b>: Science, p. R8</p> <p><b>TRADE BOOKS</b></p> <ul style="list-style-type: none"> <li>• <i>Lon Po Po</i></li> <li>• <i>Chicken Sunday</i></li> </ul>	<p><b>READ ALOUD</b>, p. T47</p> <p><b>GUIDED READING</b>, pp. R2–R3</p> <p><b>INTEGRATED CURRICULUM</b>: The Arts, p. R9 Social Studies, p. R9 Math, p. R8</p> <p><b>TRADE BOOKS</b></p> <ul style="list-style-type: none"> <li>• <i>Catwings Return</i></li> <li>• <i>Turtle Watch</i></li> </ul>	
<p>TEKS/TAAS</p>	<p>TEKS: 3.1:B,C,E; 3.2:A; 3.3:C; 3.5:A,B; 3.6:A,B,C; 3.7:A,B,C; 3.8:A,B; 3.9:A,B,D,F; 3.11:C,F; 3.14:A,B,D; 3.18:D</p> <p>TAAS: 3R 2,4,5; 4W 1,3,7</p>	<p>TEKS: 3.1:B,C,D,E; 3.2:A; 3.3:A,C; 3.5:A,B,E; 3.6:A,B,C; 3.7:A,B,C; 3.8:A,B,C; 3.9:D,F,H; 3.10:A,C; 3.11:H,J; 3.18:D</p> <p>TAAS: 3R 1,2,3,4,5; 4W 1</p>	
<p><b>TECHNOLOGY</b> and <b>REAL-WORLD SKILLS</b></p>	<p>☑ <b>WORD PROCESSOR</b> Expanding Vocabulary, T31</p>	<p>☑ <b>SMART PLACE CD-ROM</b> Presentation Tools, T35</p> <p><b>WORKSHOP 1</b>, pp. T111–T116</p>	




**MODIFY INSTRUCTION**

- INTERVENTION    ▲ ESL/ELD    ■ EXTRA HELP
- \* GIFTED & TALENTED    ☑ = TESTED SKILL

	DAY 3	DAY 4	DAY 5
	<p><b>READ:</b> ▲ ■ "Who Pulled the Plug in My Ant Farm?" pp. T48–T49</p> <p><b>GENRE:</b> Humorous Poetry, p. T49</p> <p>☑ <b>LITERARY ELEMENT:</b> ▲ ■ Plot, p. T52 Transparency 2 Practice Book 1, pp. 85–87</p> <p>☑ <b>INTERVENTION,</b> ● p. T54 Daily Phonics: Words With /ar/ar ☑ Literary Element: Plot ☑ Fluency: Echo Reading</p>	<p><b>LITERATURE CONNECTION:</b> <i>The Little Red Ant and the Great Big Crumb</i>, p. T56</p> <p>☑ <b>REVIEW VOCABULARY</b>, p. T58</p> <p>☑ <b>DAILY PHONICS:</b> r-Controlled Vowel /ar/ar, p. T59</p>	<p><b>READING ASSESSMENT:</b> Selection Test, p. T62</p> <p><b>MODIFYING ASSESSMENT</b>, p. T62 ESL/ELD: Vocabulary Extra Help: Literary Element</p> <p><b>PERFORMANCE-BASED ASSESSMENT:</b> One-Minute Fluency, p. T63 ☑ Conference, p. T63</p> <p>☑ <b>DAILY PHONICS:</b> Dictation, p. T63</p>
	<p><b>RESPOND:</b> ▲ ■ Think About Reading, p. T50 Write a Letter to the Artist, p. T51 Practice Book 1, p. 83</p> <p>☑ <b>SPELLING:</b> Write/Proofread, p. R5 Spelling Resource Book, p. 38</p> <p>☑ <b>GRAMMAR, USAGE, MECHANICS:</b> Practice, p. R7 Practice Book 1, p. 84</p> <p><b>ORAL LANGUAGE</b>, p. T51</p>	<p><b>WRITING WORKSHOP:</b> Plot Summary, p. T56</p> <p><b>WRITER'S CRAFT:</b> Arrange Details, p. T57 Transparency 3 Practice Book 1, p. 82</p> <p>☑ <b>SPELLING:</b> Review, p. R5 Spelling Resource Book, p. 200</p> <p>☑ <b>GRAMMAR, USAGE, MECHANICS:</b> Apply, p. R7</p> <p><b>ORAL LANGUAGE</b>, p. T57</p>	<p><b>WRITING ASSESSMENT</b>, p. T64 Student Model Students' Writing Rubric</p> <p>☑ <b>SPELLING:</b> Posttest, p. R5 Spelling Resource Book, p. 202</p> <p>☑ <b>GRAMMAR, USAGE, MECHANICS:</b> Assess, p. R7</p> <p><b>ORAL LANGUAGE</b>, p. T64</p>
	<p><b>RESPOND:</b> Literature Circle, p. T51</p> <p><b>READ ALOUD</b>, p. T55</p> <p><b>GUIDED READING</b>, pp. R2–R3</p> <p><b>OPTIONAL MATERIALS,</b> ● p. T55 Phonics Chapter Book #4: <i>The Case of the Missing Monkeys</i> <i>The Little Red Ant and the Great Big Crumb</i> audiocassette</p>	<p><b>READ ALOUD</b>, p. T61</p> <p><b>GUIDED READING</b>, pp. R2–R3</p> <p><b>EXPAND VOCABULARY:</b> Synonyms for <i>Shout</i>, p. T58</p> <p><b>STUDY SKILLS:</b> Taking the Test, pp. T60–T61 Practice Book 1, p. 89</p>	<p><b>READ ALOUD</b>, p. T66</p> <p><b>GUIDED READING</b>, pp. R2–R3</p> <p><b>INTEGRATED LANGUAGE ARTS:</b> Create a Reader's Theater, p. T65 Listen to More Fables, p. T65 Role-Play Animals, p. T66 Describe Animal Homes, p. T66</p>
	<p>TEKS: 3.1:C,E,F; 3.2:A; 3.5:B,E; 3.6:C,E; 3.7:A,B,C; 3.8:A,B,C; 3.9:F,G,H,I,K; 3.10:A,D; 3.11:C,F,J; 3.12:E; 3.14:A,B,C,D</p> <p>TAAS: 3R 1,2,3,4,5; 4W 1</p>	<p>TEKS: 3.1:C; 3.3:C; 3.5:E; 3.6:C; 3.7:B,C; 3.8:A,B,D; 3.9:H,K; 3.11:J; 3.12:E; 3.14:A,B,C,D; 3.17:C,D; 3.18:A,B,C,D,E</p> <p>TAAS: 3R 1,2,3; 4W 1,2,3,4,5,7</p>	<p>TEKS: 3.1:B,C; 3.2:A; 3.3:D; 3.4:A; 3.5:A,B; 3.8:B; 3.9:C; 3.10:A; 3.11:J; 3.12:E; 3.14:A,B,C,D; 3.18:D</p> <p>TAAS: 3R 1,2,3,5; 4W 1,3,7</p>
	<p> <b>AUDIO</b> Speaking Skills, p. T51</p> <p><b>WORKSHOP 1</b>, pp. T111–T116</p>	<p> <b>SCHOLASTIC NETWORK</b> Test-Taking Skills, T61</p> <p><b>WORKSHOP 1</b>, pp. T111–T116</p>	<p> <b>SCHOLASTIC NETWORK</b> Study Skills, T66</p> <p><b>WORKSHOP 1</b>, pp. T111–T116</p>

# Literacy Place Weekly Organizer

## The Book of Think

	DAY 1	DAY 2
<p><b>READ</b> and Introduce Skills</p> <ul style="list-style-type: none"> <li>• VOCABULARY</li> <li>• PHONICS</li> <li>• COMPREHENSION</li> <li>• LITERARY ELEMENT</li> </ul>	<p><b>BUILD BACKGROUND</b>, ▲ p. T73</p> <p>☑ <b>VOCABULARY</b>, ▲ ■ p. T74 Transparency 4 Practice Book 1, p. 90</p> <p>☑ <b>DAILY PHONICS</b>: ▲ Homographs, p. T76 Practice Book 1, p. 91</p> <p><b>PREVIEW AND PREDICT</b>, p. T78</p> <p><b>READ</b>: ▲ * ■ <i>The Book of Think</i>, pp. T78–T83</p> <p>☑ <b>COMPREHENSION</b>: Problem/Solution, p. T81 </p>	<p><b>READ</b>: ▲ * ■ <i>The Book of Think</i>, pp. T84–T86 “Flying Fish, Swimming Birds,” p. T87 <i>Stories to Solve</i>, pp. T88–T93</p> <p>☑ <b>DAILY PHONICS</b>: Homographs, p. T85</p> <p><b>GENRE</b>: Folk Tale, p. T89</p> <p>☑ <b>COMPREHENSION</b>: Read Across Texts, p. T91</p>
<p><b>WRITE</b> and Respond</p> <ul style="list-style-type: none"> <li>• GRAMMAR</li> <li>• USAGE</li> <li>• MECHANICS</li> <li>• SPELLING</li> <li>• WRITING</li> </ul>	<p><b>WRITING WORKSHOP</b>: Introduce, p. T73</p> <p><b>JOURNAL</b>: Make Predictions, p. T78</p> <p>☑ <b>SPELLING</b>: Pretest: Words With <i>ear</i>, p. R12 Spelling Resource Book, p. 39</p> <p>☑ <b>GRAMMAR, USAGE, MECHANICS</b>: Teach/Model: Present- and Past-Tense Verbs, p. R14</p> <p><b>ORAL LANGUAGE</b>: p. T83</p>	<p><b>WRITING WORKSHOP</b>: Prewrite, p. T93</p> <p>☑ <b>SPELLING</b>: Practice, p. R12 Spelling Resource Book, pp. 40–42</p> <p>☑ <b>GRAMMAR, USAGE, MECHANICS</b>: Practice, p. R14</p> <p><b>ORAL LANGUAGE</b>: p. T93</p>
<p><b>EXTEND SKILLS</b> and Apply to Literature</p> <ul style="list-style-type: none"> <li>• INTEGRATED LANGUAGE ARTS</li> <li>• LISTENING/SPEAKING/VIEWING</li> <li>• INTEGRATED CURRICULUM</li> <li>• GUIDED READING</li> <li>• INDEPENDENT READING</li> </ul>	<p><b>READ ALOUD</b>, p. T83</p> <p><b>GUIDED READING</b>, pp. R10–R11</p> <p><b>INTEGRATED CURRICULUM</b>: The Arts, p. R17 Science, p. R16 Math, p. R16</p> <p><b>TRADE BOOKS</b> • <i>Lon Po Po</i> • <i>Chicken Sunday</i></p>	<p><b>READ ALOUD</b>, p. T93</p> <p><b>GUIDED READING</b>, pp. R10–R11</p> <p><b>INTEGRATED CURRICULUM</b>: Social Studies, p. R17</p> <p><b>TRADE BOOKS</b> • <i>Catwings Return</i> • <i>Turtle Watch</i></p>
<p><b>TEKS/TAAS</b></p>	<p>TEKS: 3.1:B,C,D,E; 3.2:A; 3.3:C; 3.5:A,B,E; 3.6:A,B,C; 3.7:A,B,C; 3.8:A,B,C; 3.9:A,B,D,F; 3.12:E; 3.14:A,B,D</p> <p>TAAS: 3R 1,2,4,5; 4W 1</p>	<p>TEKS: 3.1:B,C,D,E; 3.2:A; 3.3:A,C,D; 3.5:A,B,E; 3.6:A,B,C; 3.7:A,B,C; 3.8:A,B; 3.9:D,F,H; 3.10:D; 3.11:C,F; 3.14:A,B,D</p> <p>TAAS: 3R 1,2,4; 4W 1</p>
<p><b>TECHNOLOGY</b> and <b>REAL-WORLD SKILLS</b></p>	<p> <b>SMART PLACE CD-ROM</b> Comprehension Skills, p. T83</p> <p><b>WORKSHOP 1</b>, pp. T111–T116</p>	<p> <b>WORD PROCESSING/ART PROGRAM</b> Organizing Information, p. T93</p> <p><b>WORKSHOP 1</b>, pp. T111–T116</p>




**MODIFY INSTRUCTION**

- INTERVENTION    ▲ ESL/ELD    ■ EXTRA HELP
- \* GIFTED AND TALENTED    ☑ = TESTED SKILL

	DAY 3	DAY 4	DAY 5
	<p><b>REREAD:</b> <i>The Book of Think</i></p> <p>☑ <b>COMPREHENSION:</b> ▲ ■ Problem/Solution, p. T96 Transparency 5 Practice Book 1, pp. 95–97</p> <p>☑ <b>INTERVENTION,</b> ● p. T98 Daily Phonics: Homographs ☑ Comprehension: Problem/Solution Fluency: Paired Reading</p>	<p><b>LITERATURE CONNECTION:</b> “Stories to Solve,” p. T100</p> <p><b>REVIEW VOCABULARY,</b> p. T102</p> <p>☑ <b>DAILY PHONICS:</b> Homographs, p. T103</p>	<p><b>READING ASSESSMENT:</b> Selection Test, p. T106</p> <p><b>MODIFYING ASSESSMENT,</b> p. T106 ESL/ELD: Vocabulary Extra Help: Problem Solving</p> <p><b>PERFORMANCE-BASED ASSESSMENT:</b> One-Minute Fluency, p. T107 Conference, p. T107</p> <p>☑ <b>DAILY PHONICS:</b> Dictation, p. T107</p>
	<p><b>RESPOND:</b> ▲ Think About Reading, p. T94 Write an Advice Column, p. T95 Practice Book 1, p. 93</p> <p>☑ <b>SPELLING:</b> Write/Proofread, p. R13 Spelling Resource Book, p. 43</p> <p>☑ <b>GRAMMAR, USAGE, MECHANICS:</b> Practice, p. R15 Practice Book 1, p. 94</p> <p><b>ORAL LANGUAGE:</b> p. T95</p>	<p><b>WRITING WORKSHOP:</b> Folk Tale Riddle Story, p. T100 Writer’s Craft: Avoid Unnecessary Words, p. T101 Transparency 6 Practice Book 1, p. 92</p> <p>☑ <b>SPELLING:</b> Review, p. R13 Spelling Resource Book, p. 200</p> <p>☑ <b>GRAMMAR, USAGE, MECHANICS:</b> Apply, p. R15</p> <p><b>ORAL LANGUAGE:</b> p. T101</p>	<p><b>WRITING ASSESSMENT,</b> p. T108 Student Model Students’ Writing Rubric</p> <p>☑ <b>SPELLING:</b> Posttest, p. R13 Spelling Resource Book, p. 202</p> <p>☑ <b>GRAMMAR, USAGE, MECHANICS:</b> Assess, p. R15</p> <p><b>ORAL LANGUAGE:</b> p. T108</p>
	<p><b>RESPOND:</b> Literature Circle, p. T95</p> <p><b>READ ALOUD,</b> p. T99</p> <p><b>GUIDED READING,</b> pp. R10–R11</p> <p><b>OPTIONAL MATERIALS,</b> ● p. T99 WiggleWorks: <i>Amelia and the Grasshopper</i> <i>The Book of Think audiocassette</i></p>	<p><b>READ ALOUD,</b> p. T105</p> <p><b>GUIDED READING,</b> pp. R10–R11</p> <p><b>EXPAND VOCABULARY:</b> Words with the Same Base, p. T102</p> <p><b>STUDY SKILLS:</b> Graphic Aids: Diagrams, pp. T104–T105 Practice Book 1, p. 99</p>	<p><b>READ ALOUD,</b> p. T110</p> <p><b>GUIDED READING,</b> pp. R10–R11</p> <p><b>INTEGRATED LANGUAGE ARTS:</b> Make a Visual Class Riddles Book, p. T109 Picture and Caption Story, p. T109 Make “Moving” Pictures, p. T110 Match Cause and Effect, p. T110</p>
	<p>TEKS: 3.1:D,E; 3.2:A; 3.3:C; 3.6:C; 3.7:A,B,C; 3.8:A,B; 3.9:C,D,F; 3.10:A,D; 3.11:J; 3.12:E; 3.14:A,B,C,D; 3.18:D</p> <p>TAAS: 3R 2,3,4,5; 4W 1</p>	<p>TEKS: 3.1:C; 3.3:C; 3.5:D,E; 3.6:C; 3.7:A,B,C; 3.8:A,B,C,D; 3.12:D,E; 3.14:A,B,C,D; 3.17:C,D; 3.18:A,B,C,D,E</p> <p>TAAS: 3R 1,2; 4W 1,2,3,4,5,7</p>	<p>TEKS: 3.1:B,C; 3.2:A; 3.3:A,C; 3.4:A; 3.5:E; 3.6:C; 3.8:B; 3.10:D; 3.11:J; 3.12:E; 3.14:A,B,C,D; 3.18:D; 3.20:D</p> <p>TAAS: 3R 1,2,3,5; 4W 1,3,7</p>
	<p> <b>SMART PLACE CD-ROM</b> Speaking Skills, p. T95</p> <p><b>WORKSHOP 1,</b> pp. T111–T116</p>	<p> <b>WORD PROCESSING</b> Writing Skills, p. T100</p> <p> <b>SMART PLACE CD-ROM</b> Viewing Skills, p. T105</p> <p><b>WORKSHOP 1,</b> pp. T111–T116</p>	<p> <b>SMART PLACE CD-ROM</b> Presentation Skills, p. T109</p> <p><b>WORKSHOP 1,</b> pp. T111–T116</p>





# Literacy Place Weekly Organizer

## Dragon in the Rocks

	DAY 1	DAY 2	
<b>READ and Introduce Skills</b> <ul style="list-style-type: none"> <li>VOCABULARY</li> <li>PHONICS</li> <li>COMPREHENSION</li> <li>LITERARY ELEMENT</li> </ul>	<b>BUILD BACKGROUND</b> , ▲ ■ p. T123 <input checked="" type="checkbox"/> <b>VOCABULARY</b> , ▲ ■ p. T124 Transparency 7 Practice Book 1, p. 102 <input checked="" type="checkbox"/> <b>DAILY PHONICS</b> : ▲ ■ Closed Syllables, pp. T126–127 Practice Book 1, p. 103 <b>PREVIEW AND PREDICT</b> , p. T128 <b>READ</b> : ▲ * ■ <i>Dragon in the Rocks</i> , pp. T128–T135 <b>GENRE</b> : Historical Fiction, p. T129 <input checked="" type="checkbox"/> <b>COMPREHENSION</b> : Steps in a Process, p. T130 	<b>READ</b> : ▲ * ■ <i>Dragon in the Rocks</i> , pp. T136–T148 “The Steam Shovel,” p. T149 <b>LITERARY ELEMENT</b> Setting, p. T137 <input checked="" type="checkbox"/> <b>CONTEXT CLUES</b> : Unfamiliar Words, p. T139 <b>LITERARY ELEMENT</b> : Plot, p. T145 <input checked="" type="checkbox"/> <b>DAILY PHONICS</b> : Closed Syllables, p. T147	
<b>WRITE and Respond</b> <ul style="list-style-type: none"> <li>GRAMMAR</li> <li>USAGE</li> <li>MECHANICS</li> <li>SPELLING</li> <li>WRITING</li> </ul>	<b>WRITING WORKSHOP</b> , p. T123 <b>JOURNAL</b> : Make Predictions, p. T128 <b>QUICKWRITE</b> : Set a Purpose, p. T135 <input checked="" type="checkbox"/> <b>SPELLING</b> : Pretest: Words With <i>c</i> or <i>k</i> , p. R20 Spelling Resource Book, p. 44 <input checked="" type="checkbox"/> <b>GRAMMAR, USAGE, MECHANICS</b> : Teach/Model: The Verb <i>Be</i> , R22 <b>ORAL LANGUAGE</b> , p. T135	<b>WRITING WORKSHOP</b> , p. T149 <input checked="" type="checkbox"/> <b>SPELLING</b> : Practice, p. R20 Spelling Resource Book, pp. 45–47 <input checked="" type="checkbox"/> <b>GRAMMAR, USAGE, MECHANICS</b> : Practice, p. R22 <b>ORAL LANGUAGE</b> , p. T149	
<b>EXTEND SKILLS and Apply to Literature</b> <ul style="list-style-type: none"> <li>INTEGRATED LANGUAGE ARTS</li> <li>LISTENING/SPEAKING/VIEWING</li> <li>INTEGRATED CURRICULUM</li> <li>GUIDED READING</li> <li>INDEPENDENT READING</li> </ul>	<b>READ ALOUD</b> , p. T135 <b>GUIDED READING</b> , pp. R18–R19 <b>TRADE BOOKS</b> <ul style="list-style-type: none"> <li><i>Lon Po Po</i></li> <li><i>Chicken Sunday</i></li> </ul>	<b>READ ALOUD</b> , p. T149 <b>GUIDED READING</b> , pp. R18–R19 <b>INTEGRATED CURRICULUM</b> : The Arts, p. R25 Math, p. R24 Science, p. R24 Social Studies, p. R25 <b>TRADE BOOKS</b> <ul style="list-style-type: none"> <li><i>Catwings Return</i></li> <li><i>Turtle Watch</i></li> </ul>	
TEKS/TAAS	TEKS 3.1:C; 3.3:C; 3.5:A,B,C; 3.6:A,B,C; 3.7:A,B,C; 3.8:A,B; 3.9:A,B,C,D,F,I; 3.10:C,D; 3.11:C,F,I,J; 3.14:A,B,D; 3.16:F TAAS 3R 1,2,3,4,5; 4W 1	TEKS 3.1:B,D,E; 3.2:A; 3.3:A; 3.5:A,B,E; 3.7:A,B,C; 3.8:A,B,C; 3.9:D,H,F,G; 3.10:D; 3.11:H,I,J; 3.12:E; 3.14:D; 3.16:F; 3.18:A TAAS 3R 1,2,3,5; 4W 1	
<b>TECHNOLOGY and REAL-WORLD SKILLS</b>	 <b>SCHOLASTIC NETWORK</b> Finding the Facts, p. T135	 <b>SMART PLACE CD-ROM</b> Writing Skills, p. T149 <b>WORKSHOP 2</b> , pp. T217–T222	




**MODIFY INSTRUCTION**

- INTERVENTION    ▲ ESL/ELD    ■ EXTRA HELP
- \* GIFTED & TALENTED    ☑ = TESTED SKILL

	DAY 3	DAY 4	DAY 5
	<p><b>REREAD:</b> <i>Dragon in the Rocks</i></p> <p>☑ <b>COMPREHENSION:</b> ▲ ■ Steps in a Process, p. T152 Transparency 8 Practice Book 1, p. 108</p> <p>☑ <b>CONTEXT CLUES:</b> Unfamiliar Words, p. T154 Transparency 9 Practice Book 1, pp. 109, 111, 112</p> <p><b>INTERVENTION,</b> ● p. T156</p> <p>☑ Daily Phonics: Closed Syllables</p> <p>☑ Comprehension: Steps in a Process</p> <p>☑ Fluency: Paired Reading</p>	<p><b>LITERATURE CONNECTION:</b> <i>Dragon in the Rocks</i>, p. T158</p> <p>☑ <b>REVIEW VOCABULARY,</b> p. T160</p> <p>☑ <b>DAILY PHONICS:</b> Closed Syllables, p. T161</p>	<p><b>READING ASSESSMENT,</b> Selection Test, p. T164</p> <p><b>MODIFYING ASSESSMENT,</b> p. T164 ESL/ELD: Vocabulary Extra Help: Comprehension</p> <p><b>PERFORMANCE-BASED ASSESSMENT:</b> One-Minute Fluency, p. T165 Conference, p. T165</p> <p>☑ <b>DAILY PHONICS:</b> Dictation, p. T165</p>
	<p><b>RESPOND:</b> ▲ Think About Reading, T150 Write A Poem, p. T151 Practice Book 1, p. 106</p> <p>☑ <b>SPELLING:</b> Write/Proofread, p. R21 Spelling Resource Book, p. 48</p> <p>☑ <b>GRAMMAR, USAGE, MECHANICS:</b> Practice, p. R23 Practice Book 1, p. 107</p> <p><b>ORAL LANGUAGE,</b> p. T151</p>	<p><b>WRITING WORKSHOP</b> News Report, p. T158 Writer's Craft: 5Ws and How, p. T159 Transparency 10 Practice Book 1, p. 105</p> <p>☑ <b>SPELLING:</b> Review: p. R21 Spelling Resource Book, p. 200</p> <p>☑ <b>GRAMMAR, USAGE, MECHANICS:</b> Apply, p. R23</p> <p><b>ORAL LANGUAGE,</b> p. T159</p>	<p><b>WRITING ASSESSMENT,</b> p. T166 Student Model Students' Writing Rubric</p> <p>☑ <b>SPELLING:</b> Posttest, p. R21 Spelling Resource Book, p. 202</p> <p>☑ <b>GRAMMAR, USAGE, MECHANICS:</b> Assess, p. R23</p> <p><b>ORAL LANGUAGE,</b> p. T166</p>
	<p><b>RESPOND,</b> Literature Circle p. T151</p> <p><b>READ ALOUD,</b> p. T157</p> <p><b>GUIDED READING,</b> pp. R18–R19</p> <p><b>OPTIONAL MATERIALS,</b> p. T157 Sprint Plus: <i>Keep the Lights Burning Abbie</i> <i>Dragon in the Rocks audiocassette</i></p>	<p><b>READ ALOUD,</b> p. T163</p> <p><b>GUIDED READING,</b> pp. R18–R19</p> <p><b>EXPAND VOCABULARY:</b> Fossil Concepts, p. T160</p> <p><b>ORAL LANGUAGE:</b> Group Discussion, pp. T162–T163 Practice Book 1, p. 114</p>	<p><b>READ ALOUD,</b> p. T168</p> <p><b>GUIDED READING,</b> pp. R18–R19</p> <p><b>INTEGRATED LANGUAGE ARTS:</b> Write an Editorial, p. T167 Write Step-by-Step Directions, p. T167 Interview Mary Anning, p. T168 Chart Dinosaur Data, p. T168</p>
	<p>TEKS 3.1:E; 3.2:A; 3.3:A,C; 3.5:E; 3.6:C; 3.7:A,B,C; 3.8:A,B,C; 3.9:I; 3.10:A,D; 3.11:C,F; 3.14:A,B,C,D</p> <p>TAAS 3R 1,2,4; 4W 1</p>	<p>TEKS 3.1:C; 3.3:C; 3.5:E; 3.6:C; 3.7:B,C; 3.8:A,B; 3.10:D; 3.12:E; 3.14:A,B,C,D; 3.16:F; 3.17:C,D; 3.18:A,B,C,D,E</p> <p>TAAS 3R 2,5; 4W 1,2,3,4,5,7</p>	<p>TEKS 3.1:B,C; 3.2:A; 3.3:C; 3.4:A; 3.6:C; 3.8:B; 3.10:A; 3.11:J; 3.12:E; 3.14:A,B,C,D; 3.16:F; 3.18:D,E</p> <p>TAAS 3R 2,3,5; 4W 1,3,7</p>
	<p> <b>SMART PLACE CD-ROM</b> Presentation Tools, p. T151</p> <p><b>WORKSHOP 2,</b> pp. T217–T222</p>	<p> <b>WORD PROCESSING</b> Writing Skills, p. T159</p> <p> <b>WORKSHOP 2,</b> pp. T217–T222</p>	<p> <b>WORD PROCESSING</b> Organizing Information, p. T167</p> <p><b>WORKSHOP 2,</b> pp. T217–T222</p>





# Literacy Place Weekly Organizer

## Up Goes the Skyscraper!

	DAY 1	DAY 2	
<p><b>READ</b> and Introduce Skills</p> <ul style="list-style-type: none"> <li>• VOCABULARY</li> <li>• PHONICS</li> <li>• COMPREHENSION</li> <li>• LITERARY ELEMENT</li> </ul>	<p><b>BUILD BACKGROUND</b>, ▲ p. T175</p> <p><input checked="" type="checkbox"/> <b>VOCABULARY</b>, ▲ ■ p. T176 Transparency 11, p. T177 Practice Book, p. 115</p> <p><input checked="" type="checkbox"/> <b>DAILY PHONICS</b>: ▲ ■ Suffixes <i>-er, -or</i>, p. T178 Practice Book 1, p. 116</p> <p><b>PREVIEW AND PREDICT</b>, p. T180</p> <p><b>READ</b>: ▲ * ■ <i>Up Goes the Skyscraper!</i>, pp. T180–T187</p> <p><b>GENRE</b>: Nonfiction, p. T181</p> <p><input checked="" type="checkbox"/> <b>COMPREHENSION SKILL</b>:  Main Idea/Details, p. T183</p>	<p><b>READ</b>: ▲ * ■ <i>Up Goes the Skyscraper!</i>, pp. T188–T195</p> <p><b>AUTHOR'S CRAFT</b>: Metaphor, p. T189</p> <p><input checked="" type="checkbox"/> <b>DAILY PHONICS</b>: Suffixes <i>-er, -or</i>, p. T191</p> <p><input checked="" type="checkbox"/> <b>COMPREHENSION</b>: Categorize Information, p. T193</p>	
<p><b>WRITE</b> and Respond</p> <ul style="list-style-type: none"> <li>• GRAMMAR</li> <li>• USAGE</li> <li>• MECHANICS</li> <li>• SPELLING</li> <li>• WRITING</li> </ul>	<p><b>WRITING WORKSHOP</b>: Introduce, p. T175</p> <p><b>JOURNAL</b>: Prediction, p. T180</p> <p><b>QUICKWRITE</b>: Purpose, p. T187</p> <p><input checked="" type="checkbox"/> <b>SPELLING</b>: Pretest: Words With <i>s</i> or <i>c</i>, p. R28 Spelling Resource Book, p. 49</p> <p><input checked="" type="checkbox"/> <b>GRAMMAR, USAGE, MECHANICS</b>: Teach/Model: Main and Helping Verbs, p. R30</p> <p><b>ORAL LANGUAGE</b>, p. T187</p>	<p><b>WRITING WORKSHOP</b>: Prewrite, p. T195</p> <p><input checked="" type="checkbox"/> <b>SPELLING</b>: Practice, p. R28 Spelling Resource Book, pp. 50–52</p> <p><input checked="" type="checkbox"/> <b>GRAMMAR, USAGE, MECHANICS</b>: Practice, p. R30</p> <p><b>ORAL LANGUAGE</b>, p. T195</p>	
<p><b>EXTEND SKILLS</b> and Apply to Literature</p> <ul style="list-style-type: none"> <li>• INTEGRATED LANGUAGE ARTS</li> <li>• LISTENING/SPEAKING/VIEWING</li> <li>• INTEGRATED CURRICULUM</li> <li>• GUIDED READING</li> <li>• INDEPENDENT READING</li> </ul>	<p><b>READ ALOUD</b>, p. T187</p> <p><b>GUIDED READING</b>, pp. R26–R27</p> <p><b>TRADE BOOKS</b></p> <ul style="list-style-type: none"> <li>• <i>Lon Po Po</i></li> <li>• <i>Chicken Sunday</i></li> </ul>	<p><b>READ ALOUD</b>, p. T195</p> <p><b>GUIDED READING</b>, pp. R26–R27</p> <p><b>INTEGRATED CURRICULUM</b>: Science, p. R32 The Arts, p. R33 Math, p. R32</p> <p><b>TRADE BOOKS</b></p> <ul style="list-style-type: none"> <li>• <i>Catwings Return</i></li> <li>• <i>Turtle Watch</i></li> </ul>	
<p>TEKS/TAAS</p>	<p>TEKS: 3.1:B,C,E; 3.2:A; 3.3:C; 3.5:A,C,D; 3.6:A,B,C; 3.7:A,B,C; 3.8:A,B; 3.9:A,B,D,E,F,H; 3.11:F,I; 3.14:A,B,D; 3.16:D</p> <p>TAAS: 3R 1,2,3,4; 4W 1</p>	<p>TEKS: 3.1:B,C,D,E; 3.2:A; 3.3:A,C; 3.5:A,B,D,E; 3.6:A,B,C; 3.7:A,B,C; 3.8:A,B; 3.9:D,F,H; 3.10:B; 3.11:H,I,J; 3.12:E; 3.14:D</p> <p>TAAS: 3R 1,2,3,5; 4W 1</p>	
<p><b>TECHNOLOGY</b> and <b>REAL-WORLD</b> <b>SKILLS</b></p>	<p> <b>SCHOLASTIC NETWORK</b> Build Background, p. T183</p> <p><b>WORKSHOP 2</b>, pp. T217–T222</p>	<p> <b>WORD PROCESSING</b> Phonics, p. T191</p> <p><b>WORKSHOP 2</b>, pp. T217–T222</p>	














**MODIFY INSTRUCTION**

- INTERVENTION    ▲ ESL/ELD    ■ EXTRA HELP
- \* GIFTED AND TALENTED    ☑ = TESTED SKILL

	DAY 3	DAY 4	DAY 5
	<p><b>READ:</b> ▲ * ■ "Jack Catlin Architect," pp. T196–T199</p> <p><b>TEXT STRUCTURE:</b> Sidebar, p. T197 Interview, p. T199</p> <p>☑ <b>COMPREHENSION:</b> ▲ ■ Main Idea/Details, p. T202 Transparency 12 Practice Book 1, pp. 121–123</p> <p><b>INTERVENTION,</b> ● p. T204 Daily Phonics: Suffixes <i>-er, -or</i> Comprehension: Main Idea/Details Fluency: Repeated Readings</p>	<p><b>LITERATURE CONNECTION:</b> <i>Up Goes the Skyscraper!</i>, p. T206</p> <p><b>REVIEW VOCABULARY,</b> p. T208</p> <p>☑ <b>DAILY PHONICS:</b> Suffixes <i>-er, -or</i>, p. T209</p>	<p><b>READING ASSESSMENT:</b> Selection Test, p. T212</p> <p><b>MODIFYING ASSESSMENT,</b> p. T212 ESL/ELD: Vocabulary Extra Help: Comprehension</p> <p><b>PERFORMANCE-BASED ASSESSMENT:</b> One-Minute Fluency, p. T213 Conference, p. T213</p> <p>☑ <b>DAILY PHONICS:</b> Dictation, p. T213</p>
	<p><b>RESPOND:</b> ▲ * Think About Reading, p. T200 Write a Flyer, p. T201 Practice Book 1, p. 119</p> <p>☑ <b>SPELLING:</b> Write/Proofread, p. R29 Spelling Resource Book, p. 53</p> <p>☑ <b>GRAMMAR, USAGE, MECHANICS:</b> Practice, p. R31 Practice Book 1, p. 120</p> <p><b>ORAL LANGUAGE,</b> p. T201</p>	<p><b>WRITING WORKSHOP:</b> Eyewitness Account, p. T206 Writer's Craft: Main Idea and Details, p. T207 Practice Book 1, p. 117</p> <p>☑ <b>SPELLING:</b> Review, p. R29 Spelling Resource Book, p. 200</p> <p>☑ <b>GRAMMAR, USAGE, MECHANICS:</b> Apply, p. R31</p> <p><b>ORAL LANGUAGE,</b> p. T207</p>	<p><b>WRITING ASSESSMENT,</b> p. T214 Student Model Students' Writing Rubric</p> <p>☑ <b>SPELLING:</b> Posttest, p. R29 Spelling Resource Book, p. 202</p> <p>☑ <b>GRAMMAR, USAGE, MECHANICS:</b> Assess, p. R31</p> <p><b>ORAL LANGUAGE,</b> p. T214</p>
	<p><b>RESPOND:</b> Literature Circle, p. T201</p> <p><b>READ ALOUD,</b> p. T205</p> <p><b>GUIDED READING,</b> pp. R26–R27</p> <p><b>INTEGRATED CURRICULUM:</b> Social Studies, p. R33</p> <p><b>OPTIONAL MATERIALS,</b> ● p. T205 Phonics Chapter Book #18: <i>It's a Great Job!</i> <i>Up Goes the Skyscraper!</i> audiocassette</p>	<p><b>READ ALOUD,</b> p. T211</p> <p><b>GUIDED READING,</b> pp. R26–R27</p> <p><b>EXPAND VOCABULARY:</b> Words With <i>Super</i>, p. T208</p> <p>☑ <b>STUDY SKILLS:</b> Reading Nonfiction, pp. T210–T211 Practice Book 1, p. 125</p>	<p><b>READ ALOUD,</b> p. T216</p> <p><b>GUIDED READING,</b> pp. R26–R27</p> <p><b>INTEGRATED LANGUAGE ARTS:</b> Build a Glossary, p. T215 A High-Rise Tale, p. T215 Write a Job Description, p. T216 Write Real Estate Ad Copy, p. T216</p>
	<p>TEKS: 3.1:E; 3.2:A; 3.6:C; 3.7:A,B,C; 3.8:A,B; 3.9:F; 3.10:B,D; 3.11:C; 3.12:E; 3.14:A,B,C,D; 3.18:A</p> <p>TAAS: 3R 1,2,3,4,5; 4W 1</p>	<p>TEKS: 3.1:C; 3.2:A; 3.3:C; 3.5:D,E; 3.6:C; 3.7:B,C; 3.8:A,B,C; 3.9:I,K; 3.11:B,C; 3.12:E; 3.14:A,B,C,D; 3.17:C,D; 3.18:A,B,C,D,E</p> <p>TAAS: 3R 1,2; 4W 1,2,3,4,5,7</p>	<p>TEKS: 3.1:B,C; 3.2:A; 3.3:A,C; 3.4:A,B; 3.6:C; 3.8:B; 3.10:B; 3.12:E; 3.14:A,B,C,D; 3.18:D,E</p> <p>TAAS: 3R 2,5; 4W 1,3,7</p>
	<p> <b>SMART PLACE CD-ROM</b> Presentation Tools, p. T201</p> <p><b>WORKSHOP 2,</b> pp. T217–T222</p>	<p> <b>SMART PLACE CD-ROM</b> Study Skills, p. T211</p> <p> <b>WORKSHOP 2,</b> pp. T217–T222</p>	<p> <b>WORD PROCESSING</b> Expanding Vocabulary, p. T215</p> <p><b>WORKSHOP 2,</b> pp. T217–T222</p>





# Literacy Place Weekly Organizer

## A Picture Book of Thomas Alva Edison

	DAY 1	DAY 2	
<p><b>READ</b> and Introduce Skills</p> <ul style="list-style-type: none"> <li>• PHONICS</li> <li>• VOCABULARY</li> <li>• COMPREHENSION</li> <li>• LITERARY ELEMENT</li> </ul>	<p><b>BUILD BACKGROUND</b>, ▲ p. T229</p> <p> <b>VOCABULARY</b>, ▲ ■ p. T230 Transparency 14 Practice Book 1, p. 128</p> <p> <b>DAILY PHONICS</b>: ▲ * Suffixes -ly, -y, pp. T232–T233 Practice Book 1, p. 129</p> <p><b>PREVIEW AND PREDICT</b>, p. T234</p> <p><b>READ</b>: ▲ * ■ <i>A Picture Book of Thomas Alva Edison</i>, pp. T234–T243</p> <p> <b>GENRE</b>: Biography, p. T235</p> <p> <b>COMPREHENSION</b>: Summarize, p. T237 </p>	<p><b>READ</b>: ▲ * ■ <i>A Picture Book of Thomas Alva Edison</i>, pp. T244–T259</p> <p> <b>DAILY PHONICS</b>: Suffixes -ly, -y, p. T245</p> <p><b>COMPREHENSION</b>: Main Idea-Details, p. T247 Cause/Effect, p. T253 Distinguish Between Important and Unimportant Information, p. T255 Practice Book 1, p. 130</p> <p> <b>LITERARY ELEMENT</b>: Character, p. T249</p> <p><b>CONTEXT CLUES</b>: Multiple/Meaning Words, p. T257</p>	
<p><b>WRITE</b> and Respond</p> <ul style="list-style-type: none"> <li>• GRAMMAR</li> <li>• USAGE</li> <li>• MECHANICS</li> <li>• SPELLING</li> <li>• WRITING</li> </ul>	<p><b>WRITING WORKSHOP</b> Introduce: p. T229</p> <p><b>JOURNAL</b>: Make Predictions p. T234</p> <p> <b>SPELLING</b>: Pretest: Words With <i>ck</i> or <i>k</i>, p. R36 Spelling Resource Book, p. 54</p> <p> <b>GRAMMAR, USAGE, MECHANICS</b>: Teach/Model: Linking Verbs, p. R38</p> <p><b>ORAL LANGUAGE</b>, p. T243</p>	<p><b>WRITING WORKSHOP</b>: Prewrite, p. T259 Practice Book 1, p. 131</p> <p> <b>SPELLING</b>: Practice, p. R36 Spelling Resource Book, pp. 55-57</p> <p> <b>GRAMMAR, USAGE, MECHANICS</b>: Practice, p. R38</p> <p><b>ORAL LANGUAGE</b>, p. T259</p>	
<p><b>EXTEND SKILLS</b> and Apply to Literature</p> <ul style="list-style-type: none"> <li>• INTEGRATED LANGUAGE ARTS</li> <li>• LISTENING/SPEAKING/VIEWING</li> <li>• INTEGRATED CURRICULUM</li> <li>• GUIDED READING</li> <li>• INDEPENDENT READING</li> </ul>	<p><b>READ ALOUD</b>, p. T243</p> <p><b>GUIDED READING</b>, pp. R34-R35</p> <p><b>TRADE BOOKS</b></p> <ul style="list-style-type: none"> <li>• <i>Lon Po Po</i></li> <li>• <i>Chicken Sunday</i></li> </ul>	<p><b>READ ALOUD</b>, p. T259</p> <p><b>GUIDED READING</b>, pp. R34-R35</p> <p><b>INTEGRATED CURRICULUM</b>: Science, p. R40 Social Studies, p. R41 The Arts, p. R41 Math, p. R40</p> <p><b>TRADE BOOKS</b></p> <ul style="list-style-type: none"> <li>• <i>Catwings Return</i></li> <li>• <i>Turtle Watch</i></li> </ul>	
<p>TEKS/TAAS</p>	<p>TEKS: 3.1:B,C,E; 3.2:A; 3.3:C; 3.5:A,C,D; 3.6:A,B,C; 3.7:A,B,C; 3.8:A,B; 3.9:A,B,D,F,H; 3.11:F,I; 3.14:A,B,D; 3.16:D</p> <p>TAAS: 3R 1,2,3,4; 4W 1</p>	<p>TEKS: 3.1:B,C,D,E; 3.2:A; 3.3:A,C; 3.5:A,B,D,E; 3.6:A,B,C; 3.7:A,B,C; 3.8:A,B; 3.9:D,F,H; 3.10:B; 3.11:H,I,J; 3.12:E; 3.14:D</p> <p>TAAS: 3R 1,2,3,5; 4W 1</p>	
<p><b>TECHNOLOGY</b> and <b>REAL-WORLD SKILLS</b></p>	<p> <b>SCHOLASTIC NETWORK</b> Finding the Facts, p. T237</p>	<p> <b>SMART PLACE CD-ROM</b> Comprehension Skills, p. T245</p> <p><b>PROJECT</b>, pp. T288–T295</p>	

**MODIFY INSTRUCTION**

- INTERVENTION    ▲ ESL/ELD    ■ EXTRA HELP
- \* GIFTED & TALENTED    ☑ = TESTED SKILL

	DAY 3	DAY 4	DAY 5
	<p><b>READ:</b> ▲ * ■ "What's the Scoop?" pp. T260-T263</p> <p><b>TEXT STRUCTURE:</b> Entry Form, p. T261 Inventor's Log, p. T263</p> <p>☑ <b>COMPREHENSION:</b> ▲ ■ Summarize, p. T266 Transparency 15 Practice Book 1, pp. 134–136</p> <p><b>INTERVENTION,</b> ● p. T268 Daily Phonics: Suffixes -y, -ly Comprehension: Summarize Fluency: Choral Reading</p>	<p><b>LITERATURE CONNECTION:</b> <i>A Picture Book of Thomas Alva Edison</i>, p. 270</p> <p>☑ <b>REVIEW VOCABULARY</b>, p. T272</p> <p>☑ <b>DAILY PHONICS:</b> ▲ * Suffixes -ly, -y, p. T273 Practice Book 1, p. 137</p>	<p><b>READING ASSESSMENT:</b> Selection Test, p. T276</p> <p><b>MODIFYING ASSESSMENT</b>, p. T276 ESL/ELD: Vocabulary Extra Help: Comprehension</p> <p><b>PERFORMANCE-BASED ASSESSMENT:</b> One-Minute Fluency, p. T277 Conference, p. T277</p> <p>☑ <b>DAILY PHONICS:</b> Dictation, p. T277</p>
	<p><b>RESPOND:</b> ▲ * Think About Reading, p. T264 Write a Newspaper Advertisement, p. T265 Practice Book 1, p. 132</p> <p>☑ <b>SPELLING:</b> Write/Proofread, p. R37 Spelling Resource Book, p. 58</p> <p>☑ <b>GRAMMAR, USAGE, MECHANICS:</b> Practice, p. R39 Practice Book 1, p. 133 <b>ORAL LANGUAGE</b>, p. T265</p>	<p><b>WRITING WORKSHOP:</b> Persuasive Essay, p. T270 Writer's Craft: Opinion and Supporting Arguments, p. T271 Transparency 16 Practice Book 1, p. 131</p> <p>☑ <b>SPELLING:</b> Study/Review, p. R37 Spelling Resource Book, p. 200</p> <p>☑ <b>GRAMMAR, USAGE, MECHANICS:</b> Apply, p. R39 <b>ORAL LANGUAGE</b>, p. T271</p>	<p><b>WRITING ASSESSMENT</b>, p. T278 Student Model Students' Writing Rubric</p> <p>☑ <b>SPELLING:</b> Posttest, p. R37 Spelling Resource Book, p. 202</p> <p>☑ <b>GRAMMAR, USAGE, MECHANICS:</b> Assess, p. R39 <b>ORAL LANGUAGE</b>, p. T278</p>
	<p><b>RESPOND:</b> Literature Circle, p. T265</p> <p><b>READ ALOUD</b>, p. T269</p> <p><b>GUIDED READING</b>, pp. R34-R35</p> <p><b>OPTIONAL MATERIALS,</b> ● p. T269 Phonics Chapter Book #15: <i>Toad's Journal</i> <i>A Picture Book of Thomas Alva Edison</i> audiocassette</p>	<p><b>READ ALOUD</b>, p. T275</p> <p><b>GUIDED READING</b>, pp. R34-R35</p> <p><b>EXPAND VOCABULARY:</b> Connect to Suffixes -er, -or, p. T272</p> <p><b>STUDY SKILLS:</b> Forms and Applications, p. 274 Practice Book 1, p. 138</p>	<p><b>READ ALOUD</b>, p. T280</p> <p><b>GUIDED READING</b>, pp. R34-R35</p> <p><b>INTEGRATED LANGUAGE ARTS:</b> Brainstorm Inventions, p. T279 Produce a Class Newspaper, p. T279 Role-Play an Interview, p. T280 Write an Interview, p. T280</p>
	<p>TEKS: 3.1:E; 3.2:A; 3.6:C; 3.7:A,B,C; 3.8:A,B; 3.9:C,F,H,K; 3.10:B,D; 3.11:C,F; 3.12:E; 3.14:A,B,C,D; 3.18:A</p> <p>TAAS: 3R 1,2,3,4,5; 4W 1</p>	<p>TEKS: 3.1:C; 3.2:A; 3.3:C; 3.5:D,E; 3.6:C; 3.7:B,C; 3.8:A,B,C; 3.9:I,K; 3.12:E; 3.14:A,B,C,D; 3.17:C,D; 3.18:A,B,C,D,E</p> <p>TAAS: 3R 1,2; 4W 1,2,3,4,5,7</p>	<p>TEKS: 3.1:B,C; 3.2:A; 3.3:A,C; 3.4:A,B; 3.6:C; 3.8:B; 3.10:B; 3.12:E; 3.14:A,B,C,D; 3.18:D,E</p> <p>TAAS: 3R 2,5; 4W 1,3,7</p>
	<p> <b>SMART PLACE CD-ROM</b> Presentation Tools, p. T265</p> <p><b>PROJECT</b>, pp. T288–T295</p>	<p> <b>WORD PROCESSING</b> Writing Skills, p. T271</p> <p> <b>WORD PROCESSING</b> Organizing Information, p. T275</p> <p><b>PROJECT</b>, pp. T288–T295</p>	<p> <b>VIDEO</b> Speaking Skills, p. T280</p> <p><b>PROJECT</b>, pp. T288–T295</p>

LITERACY PLACE WEEKLY ORGANIZER: WRAP-UP

DAY 1	DAY 2	DAY 3	DAY 4	DAY 5
<ul style="list-style-type: none"> <li>• WRITING PROCESS</li> <li>• TRADE BOOK LIBRARY</li> <li>• TECHNOLOGY</li> </ul>	<ul style="list-style-type: none"> <li>• WRITING PROCESS</li> <li>• TRADE BOOK LIBRARY</li> <li>• TECHNOLOGY</li> </ul>	<ul style="list-style-type: none"> <li>• WRITING PROCESS</li> <li>• TRADE BOOK LIBRARY</li> <li>• PROJECT</li> </ul>	<ul style="list-style-type: none"> <li>• TRADE BOOK LIBRARY</li> <li>• PROJECT</li> <li>• HOME INVOLVEMENT</li> </ul>	<ul style="list-style-type: none"> <li>• TRADE BOOK LIBRARY</li> <li>• PRESENTATION SKILL</li> <li>• END OF UNIT ASSESSMENT</li> </ul>
TEKS: 3.6:A,B; 3.11:J; 3.12:E; 3.14:A,B,C,D; 3.17:B,E; 3.18:A,B,C,D,E,F; 3.19:A TAAS: 3R 2,3,5; 4W 1,2,4,5,6	TEKS: 3.6:A,B; 3.11:J; 3.12:E; 3.14:A,B,C,D; 3.17:B,E; 3.18:A,B,C,D,E,F; 3.19:A TAAS: 3R 2,3,5; 4W 1,2,4,5,6	TEKS: 3.6:A,B; 3.11:J; 3.12:E; 3.14:A,B,C,D; 3.17:B,E; 3.18:A,B,C,D,E,F; 3.19:A TAAS: 3R 2,3,5; 4W 1,2,4,5,6	TEKS: 3.2:A; 3.3:C; 3.6:A,B; 3.11:J; 3.12:E; 3.14:A,B,C,D; 3.20:C TAAS: 3R 2,3,5; 4W 1	TEKS: 3.2:A; 3.3:C; 3.6:A,B; 3.9:G; 3.11:J; 3.12:E; 3.14:A,B,C,D; 3.19:C,E TAAS: 3R 2,3,4,5; 4W 1