







Literacy Place Weekly Organizer

The Gardener

	DAY 1	DAY 2	
<p>READ and Introduce Skills</p> <ul style="list-style-type: none"> • VOCABULARY • PHONICS • COMPREHENSION • LITERARY ELEMENT 	<p>BUILD BACKGROUND, ▲ p. T17</p> <p><input checked="" type="checkbox"/> VOCABULARY, ▲ ■ p. T18 Transparency 1 Practice Book 2, p. 151</p> <p><input checked="" type="checkbox"/> DAILY PHONICS: ▲ * Compound Words, p. T20 Practice Book 2, p. 152</p> <p>PREVIEW AND PREDICT, p. T22</p> <p>READ: ▲ * ■ ● <i>The Gardener</i>, pp. T22–T33</p> <p>TEXT STRUCTURE Letters, p. T23</p> <p><input checked="" type="checkbox"/> COMPREHENSION: Make Inferences, p. T25 </p>	<p>READ: ▲ * ■ ● <i>The Gardener</i>, pp. T34–T50 "Almanac," p. T51</p> <p>AUTHOR'S CRAFT: Suspense, p. T39</p> <p><input checked="" type="checkbox"/> LITERARY ELEMENT: Theme, p. T49</p> <p><input checked="" type="checkbox"/> DAILY PHONICS: Compound Words, p. T41</p>	
<p>WRITE and Respond</p> <ul style="list-style-type: none"> • GRAMMAR • USAGE • MECHANICS • SPELLING • WRITING 	<p>WRITING WORKSHOP: Introduce, p. T17</p> <p>JOURNAL: Make Predictions, p. T22</p> <p><input checked="" type="checkbox"/> SPELLING: Pretest: Compound Words, p. R4 Spelling Resource Book, p. 134</p> <p><input checked="" type="checkbox"/> GRAMMAR, USAGE, MECHANICS: Teach/Model: Using <i>I</i> and <i>me</i>, p. R6</p> <p>ORAL LANGUAGE, p. T33</p>	<p>WRITING WORKSHOP, p. T51 Practice Book 2, p. 155</p> <p><input checked="" type="checkbox"/> SPELLING: Practice Vocabulary, p. R4 Spelling Resource Book, pp. 135–137</p> <p><input checked="" type="checkbox"/> GRAMMAR, USAGE, MECHANICS: Practice, p. R6</p> <p>ORAL LANGUAGE, p. T51</p>	
<p>EXTEND SKILLS and Apply to Literature</p> <ul style="list-style-type: none"> • INTEGRATED LANGUAGE ARTS • LISTENING/SPEAKING/VIEWING • INTEGRATED CURRICULUM • GUIDED READING • INDEPENDENT READING 	<p>READ ALOUD, p. T33</p> <p>GUIDED READING, pp. R2–R3</p> <p>TRADE BOOKS</p> <ul style="list-style-type: none"> • <i>Samuel's Choice</i> • <i>City Green</i> 	<p>READ ALOUD, p. T51</p> <p>GUIDED READING, pp. R2–R3</p> <p>INTEGRATED CURRICULUM: Social Studies, p. R9 Science, p. R8 The Arts, p. R9 Math, p. R8</p> <p>TRADE BOOKS</p> <ul style="list-style-type: none"> • <i>Lily and Miss Liberty</i> • <i>Cloudy With a Chance of Meatballs</i> 	
<p>TEKS/TAAS</p>	<p>TEKS: 3.1:B,C,E; 3.2:A; 3.3:C; 3.5:A,B,C; 3.6:A,B,C; 3.7:A,B,C; 3.8:A,B; 3.9:A,B,D,F,G,I; 3.11:C,F,H,I; 3.14:A,B,D</p> <p>TAAS: 3R 2,4,5; 4W 1</p>	<p>TEKS: 3.1:B,C,D,E; 3.2:A; 3.3:A,C; 3.5:A,B; 3.6:A,B,C; 3.7:A,B,C; 3.8:A,B; 3.9:D,F,I; 3.10:A; 3.11:C,F,H,I; 3.18:D</p> <p>TAAS: 3R 2,5; 4W 1,3</p>	
<p>TECHNOLOGY and REAL-WORLD SKILLS</p>	<p> SCHOLASTIC NETWORK Classroom Management, p. T33</p>	<p> SMART PLACE CD-ROM Comprehension Skills, p. T51</p> <p>WORKSHOP 1, pp. T119–T124</p>	













MODIFY INSTRUCTION

- INTERVENTION ▲ ESL/ELD ■ EXTRA HELP
- * GIFTED & TALENTED ☑ = TESTED SKILL

	<h1>DAY 3</h1>	<h1>DAY 4</h1>	<h1>DAY 5</h1>
	<p>READ: ▲ ■ * "Lorka Muñoz," pp. T52–T55</p> <p>GENRE: Profile, p. T53</p> <p>☑ COMPREHENSION: ▲ ■ Make Inferences, pp. T58–T59 Transparency 2 Practice Book 2, pp. 159–161</p> <p>INTERVENTION, ● p. T60 Phonics: Compound Words Comprehension: Setting Fluency: Paired Reading</p>	<p>LITERATURE CONNECTION: <i>The Gardener</i>, p. T62</p> <p>☑ REVIEW VOCABULARY, p. T64</p> <p>DAILY PHONICS: ▲ ■ Compound Words, p. T65</p>	<p>READING ASSESSMENT: Selection Test, p. T68</p> <p>MODIFYING ASSESSMENT, p. T68 ESL/ELD: Vocabulary Extra Help: Comprehension</p> <p>PERFORMANCE-BASED ASSESSMENT: One-Minute Fluency, p. T69 Conference, p. T69</p> <p>☑ DAILY PHONICS: Dictation, p. T69</p>
	<p>RESPOND: ▲ Think About Reading, p. T56 Write a Name Poem, p. T57 Practice Book 2, p. 157</p> <p>☑ SPELLING: Write/Proofread, p. R5 Spelling Resource Book, p. 138</p> <p>☑ GRAMMAR, USAGE, MECHANICS: Practice, p. R7 Practice Book 2, p. 158</p> <p>ORAL LANGUAGE, p. T57</p>	<p>☑ WRITING WORKSHOP: Persuasive Argument, p. T62 Writer's Craft: Opinion and Supporting Details, p. T63 Transparency 3 Practice Book 2, p. 155</p> <p>☑ SPELLING: Study/Review, p. R5 Spelling Resource Book, p. 200</p> <p>☑ GRAMMAR, USAGE, MECHANICS: Apply, p. R7</p> <p>ORAL LANGUAGE, p. T63</p>	<p>☑ WRITING ASSESSMENT, p. T70 Student Model Students' Writing Rubric</p> <p>☑ SPELLING: Posttest, p. R5 Spelling Resource Book, p. 202</p> <p>☑ GRAMMAR, USAGE, MECHANICS: Assess, p. R7</p> <p>ORAL LANGUAGE, p. T70</p>
	<p>READ ALOUD, p. T61</p> <p>GUIDED READING, pp. R2–R3</p> <p>OPTIONAL MATERIALS, ● p. T61 WiggleWorks Book: <i>My Father</i> <i>The Gardener</i> audiocassette</p>	<p>READ ALOUD, p. T67</p> <p>GUIDED READING, pp. R2–R3</p> <p>EXPAND VOCABULARY: List of Homophones, p. T64</p> <p>☑ STUDY SKILLS: Interviewing, pp. T66–T67 Practice Book 2, p. 163</p>	<p>READ ALOUD, p. T72</p> <p>GUIDED READING, pp. R2–R3</p> <p>INTEGRATED LANGUAGE ARTS: Create a Poster of Appreciation, p. T71 Write a Letter to the Community, p. T71 Create a Community Scrapbook, p. T72 Do an Interview, p. T72</p>
	<p>TEKS: 3.1:E; 3.2:A; 3.3:C; 3.5:C; 3.7:A,B,C; 3.8:A,B; 3.9:F,H; 3.10:A,D; 3.11:C,F,H,I; 3.12:E; 3.14:A,B,C,D</p> <p>TAAS: 3R 2,3,4,5; 4W 1</p>	<p>TEKS: 3.1:C; 3.3:C; 3.5:C,E; 3.6:C; 3.7:B; 3.8:A,B; 3.9:F,K; 3.12:E; 3.14:A, B,C,D; 3.16:E; 3.17:C,D; 3.18:A,B,C,D,E</p> <p>TAAS: 3R 2,4,5; 4W 1,2,3,4,5,7</p>	<p>TEKS: 3.1:B,C; 3.2:A; 3.3:A,D; 3.4:A; 3.8:B; 3.9:F; 3.10:A; 3.11:H; 3.12:E; 3.14:A,B,C,D; 3.18:D</p> <p>TAAS: 3R 2,5; 4W 1,3,7</p>
	<p> INTERNET Writing Skills, p. T57</p> <p>WORKSHOP 1, pp. T119–T124</p>	<p> AUDIO/VIDEO Speaking Skills, p. T67</p> <p>WORKSHOP 1, pp. T119–T124</p>	<p> SMART PLACE CD-ROM Presentation Tools, p. T71</p> <p>WORKSHOP 1, pp. T119–T124</p>




Literacy Place Weekly Organizer

Tonight Is Carnival

	DAY 1	DAY 2	
<p>READ and Introduce Skills</p> <ul style="list-style-type: none"> • VOCABULARY • PHONICS • COMPREHENSION • LITERARY ELEMENT 	<p>BUILD BACKGROUND, ▲ p. T79</p> <p> VOCABULARY, ▲ ■ p. T80 Transparency 4 Practice Book 2, p. 164</p> <p> DAILY PHONICS: ▲ ■ Contractions/Possessives, p. T82 Practice Book 2, p. 165</p> <p>PREVIEW AND PREDICT, p. T84</p> <p>READ: ▲ * ■ ● <i>Tonight Is Carnival</i>, pp. T84–T89</p> <p> COMPREHENSION:  Make Judgments, p. T87</p>	<p>READ: ▲ * ■ <i>Tonight Is Carnival</i>, pp. T90–T95</p> <p> DAILY PHONICS: Contractions/Possessives, p. T91</p> <p> CONTEXT CLUES: Specialized Vocabulary, p. T93</p>	
<p>WRITE and Respond</p> <ul style="list-style-type: none"> • GRAMMAR • USAGE • MECHANICS • SPELLING • WRITING 	<p>WRITING WORKSHOP: Introduce, p. T79</p> <p>JOURNAL: Make Predictions, p. T84</p> <p> SPELLING: Pretest: Contractions, p. R12 Spelling Resource Book, p. 139</p> <p> GRAMMAR, USAGE, MECHANICS: Teach/Model: Pronoun-Verb Agreement, p. R14</p> <p>ORAL LANGUAGE, p. T89</p>	<p>WRITING WORKSHOP: Prewrite p. T95 Practice Book 2, p. 166</p> <p> SPELLING: Vocabulary Practice, p. R12 Spelling Resource Book, pp. 140–142</p> <p> GRAMMAR, USAGE, MECHANICS: Practice, p. R14</p> <p>ORAL LANGUAGE, p. T95</p>	
<p>EXTEND SKILLS and Apply to Literature</p> <ul style="list-style-type: none"> • INTEGRATED LANGUAGE ARTS • LISTENING/SPEAKING/VIEWING • INTEGRATED CURRICULUM • GUIDED READING • INDEPENDENT READING 	<p>READ ALOUD, p. T89</p> <p>GUIDED READING, pp. R10–R11</p> <p>INTEGRATED CURRICULUM: Social Studies, p. R17 Math, p. R16 Science, p. R16</p> <p>TRADE BOOKS</p> <ul style="list-style-type: none"> • <i>Samuel's Choice</i> • <i>City Green</i> 	<p>READ ALOUD, p. T95</p> <p>GUIDED READING, pp. R10–R11</p> <p>INTEGRATED CURRICULUM: The Arts, p. R17</p> <p>TRADE BOOKS</p> <ul style="list-style-type: none"> • <i>Lily and Miss Liberty</i> • <i>Cloudy With a Chance of Meatballs</i> 	
TEKS/TAAS	<p>TEKS: 3.1:B,C; 3.2:A; 3.3:C; 3.5:E; 3.6:A,B,C; 3.7:A,B,C; 3.8:A,B,C; 3.9:A,B,F; 3.10:D; 3.14:A,B,D; 3.15:B; 3.16:E</p> <p>TAAS: 3R 1,2,4; 4W 1</p>	<p>TEKS: 3.1:B,C,D,E; 3.2:A; 3.3:A,C; 3.5:A,B,E; 3.6:A,B,C; 3.7:A,B,C; 3.8:A,B; 3.9:D,F,H; 3.10:C; 3.18:D</p> <p>TAAS: 3R 1,2,3; 4W 3,7</p>	
TECHNOLOGY and REAL-WORLD SKILLS	<p> SCHOLASTIC NETWORK Finding the Facts, p. T85</p> <p>WORKSHOP 1, pp. T119–T124</p>	<p> SPELLING STUDIO CD-ROM Spelling, p. T91</p> <p>WORKSHOP 1, pp. T119–T124</p>	













MODIFY INSTRUCTION

- INTERVENTION ▲ ESL/ELD ■ EXTRA HELP
- * GIFTED & TALENTED ☑ = TESTED SKILL

	DAY 3	DAY 4	DAY 5
	<p>READ: ▲ ■ * "Carnival in the Snow," pp. T96–T99</p> <p>☑ COMPREHENSION: ▲ ■ Make Judgments, pp. T102–T103 Transparency 5 Practice Book 2, pp. 169–171</p> <p>☑ CONTEXT CLUES: ▲ * Specialized Vocabulary, pp. T104–T105 Transparency 6 Practice Book 2, pp. 172–173</p> <p>INTERVENTION, ● p. T106 Daily Phonics: Contractions/Possessives Comprehension: Make Judgments Fluency: Repeated Reading</p>	<p>LITERATURE CONNECTION: <i>Tonight Is Carnival</i>, p. T108</p> <p>☑ REVIEW VOCABULARY, p. T110</p> <p>☑ DAILY PHONICS: ▲ ■ Contractions/Possessives, p. T111</p>	<p>READING ASSESSMENT: Selection Test, p. T114</p> <p>MODIFYING ASSESSMENT, p. T114 ESL/ELD: Vocabulary Extra Help: Comprehension</p> <p>PERFORMANCE-BASED ASSESSMENT: One-Minute Fluency, p. T115 Conference, p. T115</p> <p>☑ DAILY PHONICS: Dictation, p. T115</p>
	<p>RESPOND: ▲ ■ Think About Reading, p. T100 Write a Newspaper Article, p. T101 Practice Book 2, p. 167</p> <p>☑ SPELLING: Write/Proofread, p. R13 Spelling Resource Book, p. 143</p> <p>☑ GRAMMAR, USAGE, MECHANICS: Practice, p. R15 Practice Book 2, p. 168</p> <p>ORAL LANGUAGE, p. T101</p>	<p>☑ WRITING WORKSHOP: Description, p. T108 Writer's Craft: Beginning, Middle, End, p. T109 Transparency 7 Practice Book 2, p. 166</p> <p>☑ SPELLING: Study/Review, p. R13 Spelling Resource Book, p. 200</p> <p>☑ GRAMMAR, USAGE, MECHANICS: Apply, p. R15</p> <p>ORAL LANGUAGE, p. T109</p>	<p>☑ WRITING ASSESSMENT, p. T116 Student Model Students' Writing Rubric</p> <p>☑ SPELLING: Posttest, p. R13 Spelling Resource Book, p. 202</p> <p>☑ GRAMMAR, USAGE, MECHANICS: Assess, p. R15</p> <p>ORAL LANGUAGE, p. T116</p>
	<p>RESPOND: Literature Circle, p. T101</p> <p>READ ALOUD, p. T107</p> <p>GUIDED READING, pp. R10–R11</p> <p>OPTIONAL MATERIALS, ● p. T107 Phonics Chapter Book #12: <i>The Story in the Picture</i> <i>Tonight Is Carnival</i> audiocassette</p>	<p>READ ALOUD, p. T113</p> <p>GUIDED READING, pp. R10–R11</p> <p>EXPAND VOCABULARY: Onomatopoeic Words, p. T110</p> <p>ORAL LANGUAGE: Directions, pp. T112–T113 Practice Book 2, p. 175</p>	<p>READ ALOUD, p. T118</p> <p>GUIDED READING, pp. R10–R11</p> <p>INTEGRATED LANGUAGE ARTS: Write About Traditions, p. T117 Research Musical Instruments, p. T117 Mini-Legend, p. T118 Invent Sound Words, p. T118</p>
	<p>TEKS: 3.1:B,D,E; 3.2:A; 3.4:C; 3.6:C; 3.7:A,B,C; 3.8:A,B; 3.9:D,E,F,G,I,K; 3.10:C,D; 3.11:C,F; 3.12:E; 3.14:A,B,C,D</p> <p>TAAS: 3R 1,2,4,5; 4W 1</p>	<p>TEKS: 3.1:C,F; 3.3:C; 3.5:E; 3.6:C; 3.7:B,C; 3.8:A,B; 3.9:I; 3.12:B,E; 3.14:A,B,C,D; 3.17:C,D; 3.18:A,B,C,D,E</p> <p>TAAS: 3R 2,5; 4W 1,2,3,4,5,7</p>	<p>TEKS: 3.1:B,C; 3.2:A; 3.3:D; 3.4:A; 3.8:B; 3.10:C; 3.11:H; 3.12:E; 3.14:A,B,C,D; 3.18:D</p> <p>TAAS: 3R 2,5; 4W 1,3,7</p>
	<p> DESKTOP PUBLISHING Writing Skills, p. T101</p> <p>WORKSHOP 1, pp. T119–T124</p>	<p> SMART PLACE CD-ROM Speaking Skills, p. T113</p> <p>WORKSHOP 1, pp. T119–T124</p>	<p> ELECTRONIC ENCYCLOPEDIA Finding the Facts, p. T117</p> <p>WORKSHOP 1, pp. T119–T124</p>




Literacy Place Weekly Organizer

The Wise Old Woman

	DAY 1	DAY 2	
<p>READ and Introduce Skills</p> <ul style="list-style-type: none"> • VOCABULARY • PHONICS • COMPREHENSION • LITERARY ELEMENT 	<p>BUILD BACKGROUND, ▲ p. T131</p> <p> VOCABULARY, ▲ ■ p. T132 Transparency 8 Practice Book 2, p. 178</p> <p> DAILY PHONICS: ▲ ■ Inflectional Endings <i>-ed, -ing</i>, p. T134 Practice Book 2, p. 179</p> <p>PREVIEW AND PREDICT, p. T136</p> <p>READ: ▲ * ■ <i>The Wise Old Woman</i>, pp. T136–T145</p> <p>GENRE: Folk Tale, p. T137</p> <p> LITERARY ELEMENT:  Plot, p. T139</p>	<p>READ: ▲ * ■ ● <i>The Wise Old Woman</i>, pp. T146–T161</p> <p> AUTHOR'S CRAFT: Idioms, p. T147</p> <p>COMPREHENSION: Sequence, p. T149 Problem/Solution, p. T155 Make Inferences, p. T157</p> <p> DAILY PHONICS: Inflectional Endings <i>-ed, -ing</i>, p. T153</p>	
<p>WRITE and Respond</p> <ul style="list-style-type: none"> • GRAMMAR • USAGE • MECHANICS • SPELLING • WRITING 	<p>WRITING WORKSHOP: Introduce, p. T131</p> <p>JOURNAL: Make Predictions, p. T136</p> <p> SPELLING: Pretest: Words That End With <i>-ed</i>, and <i>-ing</i>, p. R20 Spelling Resource Book, p. 144</p> <p> GRAMMAR, USAGE, MECHANICS: Teach/Model: Comparative Adjectives, p. R22</p> <p>ORAL LANGUAGE, p. T145</p>	<p>WRITING WORKSHOP, Prewrite: p. T161 Practice Book 2, p. 181</p> <p> SPELLING: Vocabulary Practice, p. R20 Spelling Resource Book, pp. 145–147</p> <p> GRAMMAR, USAGE, MECHANICS: Practice, p. R22</p> <p>ORAL LANGUAGE, p. T161</p>	
<p>EXTEND SKILLS and Apply to Literature</p> <ul style="list-style-type: none"> • INTEGRATED LANGUAGE ARTS • INTEGRATED CURRICULUM • GUIDED READING • INDEPENDENT READING 	<p>READ ALOUD, p. T145</p> <p>GUIDED READING, pp. R18–R19</p> <p>INTEGRATED CURRICULUM: Math, p. R24</p> <p>TRADE BOOKS</p> <ul style="list-style-type: none"> • <i>Samuel's Choice</i> • <i>City Green</i> 	<p>READ ALOUD, p. T161</p> <p>GUIDED READING, pp. R18–R19</p> <p>INTEGRATED CURRICULUM: Science, p. R24 The Arts, p. R25</p> <p>TRADE BOOKS</p> <ul style="list-style-type: none"> • <i>Lily and Miss Liberty</i> • <i>Cloudy With a Chance of Meatballs</i> 	
<p>TEKS/TAAS</p>	<p>TEKS: 3.1:B,C,E; 3.2:A; 3.3:C; 3.5:A,B; 3.6:A,B,C; 3.7:A,B,C; 3.8:A,B; 3.9:A,B,D,F; 3.11:C,F; 3.14:A,B,D; 3.16:C; 3.18:D</p> <p>TAAS: 3R 2,4,5; 4W 1,7</p>	<p>TEKS: 3.1:B,C,D,E; 3.2:A; 3.3:A,C; 3.5:A,B,E; 3.6:A,B,C; 3.7:A,B,C; 3.8:A,B,C; 3.9:D,F,H; 3.10:A,C; 3.11:H,J; 3.18:D</p> <p>TAAS: 3R 1,2,3,4,5; 4W 1</p>	
<p>TECHNOLOGY and REAL-WORLD SKILLS</p>	<p> SCHOLASTIC NETWORK Finding the Facts, p. T145</p>	<p> WORD PROCESSING Organizing Information, p. T153</p> <p>WORKSHOP 2, pp. T225–T230</p>	

MODIFY INSTRUCTION

- INTERVENTION ▲ ESL/ELD ■ EXTRA HELP
- * GIFTED & TALENTED ☑ = TESTED SKILL

	DAY 3	DAY 4	DAY 5
	<p>READ: ▲ * ■ <i>The Little Hero of Holland</i>, pp. T162–T167</p> <p>GENRE: Short Story, p. T163</p> <p>☑ LITERARY ELEMENT: ▲ * Plot, pp. T170–T171 Transparency 9 Practice Book 2, pp. 185–187</p> <p>INTERVENTION, ● p. T172 Daily Phonics: Inflectional Endings <i>-ed, -ing</i> Literary Element: Plot Fluency: Read Aloud</p>	<p>LITERATURE CONNECTION: <i>The Wise Old Woman</i>, p. T174</p> <p>☑ REVIEW VOCABULARY, p. T176</p> <p>☑ DAILY PHONICS: ▲ * Inflectional Endings, p. T177</p>	<p>READING ASSESSMENT: Selection Test, p. T180</p> <p>MODIFYING ASSESSMENT, p. T180 ESL/ELD: Vocabulary Extra Help: Literary Element</p> <p>PERFORMANCE-BASED ASSESSMENT: One-Minute Fluency, p. T181 Conference, p. T181</p> <p>☑ DAILY PHONICS: Dictation, p. T181</p>
	<p>RESPOND: ▲ ■ Think About Reading, p. T168 Write a Book Advertisement, p. T169 Practice Book 2, p. 183</p> <p>☑ SPELLING: Write/Proofread, p. R21 Spelling Resource Book, p. 148</p> <p>☑ GRAMMAR, USAGE, MECHANICS: Practice, p. R23</p> <p>ORAL LANGUAGE, p. T169</p>	<p>☑ WRITING WORKSHOP: Heroic Deed, p. T174 Writer's Craft: Third-Person Point of View, p. T175 Transparency 10 Practice Book 2, p. 181</p> <p>☑ SPELLING: Study/Review, p. R21 Spelling Resource Book, p. 200</p> <p>☑ GRAMMAR, USAGE, MECHANICS: Apply, p. R23</p> <p>ORAL LANGUAGE, p. T175</p>	<p>☑ WRITING ASSESSMENT, p. T182 Student Model Students' Writing Rubric</p> <p>☑ SPELLING: Posttest, p. R21 Spelling Resource Book, p. 202</p> <p>☑ GRAMMAR, USAGE, MECHANICS: Assess, p. R23</p> <p>ORAL LANGUAGE, p. T182</p>
	<p>RESPOND: Literature Circle, p. T169</p> <p>READ ALOUD, p. T173</p> <p>GUIDED READING, pp. R18–R19</p> <p>INTEGRATED CURRICULUM: Social Studies, p. R25</p> <p>OPTIONAL MATERIALS, ● p. T173 Sprint Plus: <i>The Magic Fish</i> <i>The Wise Old Woman</i> audiocassette</p>	<p>READ ALOUD, p. T179</p> <p>GUIDED READING, pp. R18–R19</p> <p>EXPAND VOCABULARY: Waterway Words, p. T176</p> <p>STUDY SKILLS: Taking Language Arts Tests, pp. T178–T179 Practice Book 2, p. T189</p>	<p>READ ALOUD, p. T184</p> <p>GUIDED READING, pp. R18–R19</p> <p>INTEGRATED LANGUAGE ARTS Make a Word Puzzle Book, p. T183 Persuasive Letter, p. T183 Compare Folk Tale Heroes, p. T184 Wise Sayings, p. T184</p>
	<p>TEKS: 3.1:C,E,F; 3.2:A; 3.5:B; 3.6:C,E; 3.7:A,B,C; 3.8:A,B,C; 3.9:F,G,H,I,K; 3.10:A,D; 3.11:C,F,J; 3.12:E; 3.14:A,B,C,D</p> <p>TAAS: 3R 2,3,4,5; 4W 1</p>	<p>TEKS: 3.1:C; 3.3:C; 3.6:C; 3.7:B,C; 3.8:A,B,D; 3.9:H,K; 3.11:J; 3.12:E; 3.14:A,B,C,D; 3.17:C,D; 3.18:A,B,C,D,E</p> <p>TAAS: 3R 2,3; 4W 1,2,3,4,5,7</p>	<p>TEKS: 3.1:B,C; 3.2:A; 3.3:D; 3.4:A; 3.5:A,B; 3.8:B; 3.9:C; 3.10:A; 3.11:J; 3.12:E; 3.14:A,B,C,D; 3.18:D</p> <p>TAAS: 3R 2,3,5; 4W 1,3,7</p>
	<p> SMART PLACE CD-ROM Comprehension Skills, p. T169</p> <p>WORKSHOP 2, pp. T225–T230</p>	<p> SPELLING STUDIO CD-ROM Study Skills, p. T179</p> <p>WORKSHOP 2, pp. T225–T230</p>	<p> SMART PLACE CD-ROM Presentation Tools, p. T184</p> <p>WORKSHOP 2, pp. T225–T230</p>

Literacy Place Weekly Organizer

...If Your Name was
Changed At Ellis Island


DAY 1


DAY 2

READ and Introduce Skills

- VOCABULARY
- PHONICS
- COMPREHENSION
- LITERARY ELEMENT
- SPEAKING
- VIEWING

BUILD BACKGROUND, ▲ p. T191

 VOCABULARY, ▲ ■ p. T192
Transparency 11
Practice Book 2, p. 190

 DAILY PHONICS: ▲ ■
Consonant + *le*, p. T194
Practice Book 2, p. 191

PREVIEW AND PREDICT, p. T196

READ: ▲ * ■ ●
... *If Your Name Was Changed at
Ellis Island*, pp. T196–T201

 GENRE: Nonfiction, p. T197

 COMPREHENSION:
Main Idea/Details, p. T199

READ: ▲ * ■ ●

... *If Your Name Was Changed at
Ellis Island*, pp. T202–T205
"This Land Is Your Land,"
pp. T206–T207

 DAILY PHONICS:
Consonant + *le*, p. T203


COMPREHENSION:
Categorize Information, p. T205


WRITE and Respond

- GRAMMAR
- USAGE
- MECHANICS
- SPELLING
- WRITING

WRITING WORKSHOP: Introduce,
p. T191


JOURNAL: Make Predictions, p. T196

 SPELLING:
Pretest: Final *e* With *-ed* and *-ing*,
p. R28
Spelling Resource Book, p. 149

 GRAMMAR, USAGE, MECHANICS:
Teach/Model: More Irregular Verbs,
p. R30

ORAL LANGUAGE, p. T201

WRITING WORKSHOP: Prewrite,
p. T207
Practice Book 2, p. 193

 SPELLING:
Vocabulary Practice, p. R28
Spelling Resource Book, pp. 150–152

 GRAMMAR, USAGE, MECHANICS:
Practice, p. R30

ORAL LANGUAGE, p. T207

EXTEND SKILLS and Apply to Literature

- INTEGRATED LANGUAGE ARTS
- LISTENING/SPEAKING/VIEWING
- INTEGRATED CURRICULUM
- GUIDED READING
- INDEPENDENT READING

READ ALOUD, p. T201

GUIDED READING, pp. R26–R27

INTEGRATED CURRICULUM:
Math, p. R32
Social Studies, p. R33
Science, p. R32

TRADE BOOKS
• *Samuel's Choice*
• *City Green*

READ ALOUD, p. T207

GUIDED READING, pp. R26–R27

INTEGRATED CURRICULUM:
The Arts, p. R33

TRADE BOOKS
• *Lily and Miss Liberty*
• *Cloudy With
a Chance of Meatballs*

TEKS/TAAS


TEKS: 3.1:B,C,E; 3.2:A; 3.3:C;
3.5:A,C; 3.6:A,B,C; 3.7:A,B,C;
3.8:A,B; 3.9:A,B,D,E,F,H; 3.11:C;
3.14:A,B,D; 3.16:D


TAAS: 3R 1,2,3,4,5; 4W 1

TEKS: 3.1:B,C,D,E; 3.2:A; 3.3:A,C;
3.5:A,B,C; 3.6:A,B,C; 3.7:A,B,C;
3.8:A,B; 3.9:D,F,H; 3.10:B;
3.11:H,I,J; 3.12:E; 3.14:D; 3.16:F

TAAS: 3R 2,3,5; 4W 1,7




TECHNOLOGY and REAL-WORLD SKILLS

 INTERNET
Finding the Facts, p. T201
WORKSHOP 2, pp. T225–T230

 SMART PLACE CD-ROM
Comprehension Skills, p. T207
WORKSHOP 2, pp. T225–T230




MODIFY INSTRUCTION

- INTERVENTION ▲ ESL/ELD ■ EXTRA HELP
- * GIFTED & TALENTED ☑ = TESTED SKILL

	DAY 3	DAY 4	DAY 5
	<p>REREAD: ... <i>If Your Name Was Changed at Ellis Island</i></p> <p>☑ COMPREHENSION: ▲ * Main Idea/Details, pp. T210–T211 Transparency 12 Practice Book 2, pp. 195–197</p> <p>INTERVENTION, ● p. T212 Daily Phonics: Consonant + <i>le</i> Comprehension: Main Idea/Details Fluency: Repeated Readings</p>	<p>LITERATURE CONNECTION: ... <i>If Your Name Was Changed at Ellis Island</i>, p. T214</p> <p>☑ REVIEW VOCABULARY, p. T216</p> <p>☑ DAILY PHONICS: ▲ * Consonant + <i>le</i>, p. T217</p>	<p>READING ASSESSMENT: Selection Test, p. T220</p> <p>MODIFYING ASSESSMENT, p. T220 ESL/ELD: Vocabulary Extra Help: Comprehension</p> <p>PERFORMANCE-BASED ASSESSMENT: One-Minute Fluency, p. T221 Conference, p. T221</p> <p>☑ DAILY PHONICS: Dictation, p. T221</p>
	<p>RESPOND: ▲ Think About Reading, p. T208 Write a First-Person Account, p. T209 Practice Book 2, p. 193</p> <p>☑ SPELLING: Write/Proofread, p. R29 Spelling Resource Book, p. 153</p> <p>☑ GRAMMAR, USAGE, MECHANICS: Practice, p. R31 Practice Book 2, p. 194</p> <p>ORAL LANGUAGE, p. T209</p>	<p>☑ WRITING WORKSHOP: History Report, p. T214 Writer's Craft: Avoid Unnecessary Words, p. T215 Transparency 13 Practice Book 2, p. 192</p> <p>☑ SPELLING: Study/Review, p. R29 Spelling Resource Book, p. 200</p> <p>☑ GRAMMAR, USAGE, MECHANICS: Apply, p. R31</p> <p>ORAL LANGUAGE, p. T215</p>	<p>☑ WRITING ASSESSMENT, p. T222 Student Model Students' Writing Rubric</p> <p>☑ SPELLING: Posttest, p. R29 Spelling Resource Book, p. 202</p> <p>☑ GRAMMAR, USAGE, MECHANICS: Assess, p. R31</p> <p>ORAL LANGUAGE, p. T222</p>
	<p>RESPOND: Literature Circle, p. T209</p> <p>READ ALOUD, p. T213</p> <p>GUIDED READING, pp. R26–R27</p> <p>OPTIONAL MATERIALS, ● p. T213 Phonics Chapter Book #11, <i>Tales once Told</i> ... <i>If Your Name Was Changed at Ellis Island</i> audiocassette</p>	<p>READ ALOUD, p. T219</p> <p>GUIDED READING, pp. R26–R27</p> <p>EXPAND VOCABULARY: Synonyms, p. T216</p> <p>☑ STUDY SKILLS: Using an Encyclopedia, pp. T218–T219 Practice Book 2, p. T199</p>	<p>READ ALOUD, p. T224</p> <p>GUIDED READING, pp. R26–R27</p> <p>INTEGRATED LANGUAGE ARTS Create an Album of World Origins, p. T223 Persuasive Speech, p. T223 Stage a Drama About Immigration, p. T224 Make a Class Mural, p. T224</p>
	<p>TEKS: 3.1:E; 3.2:A; 3.6:C; 3.7:A,B,C; 3.8:A,B; 3.9:C,F,H,K; 3.10:B,D; 3.11:C; 3.12:E; 3.14:A,B,C,D; 3.18:A</p> <p>TAAS: 3R 2,3,4,5; 4W 1</p>	<p>TEKS: 3.1:C; 3.2:A; 3.3:C; 3.6:C; 3.7:B,C; 3.8:A,B,C; 3.9:I,K; 3.11:B,C; 3.12:E; 3.14:A,B,C,D; 3.16:F; 3.17:C,D; 3.18:A,B,C,D,E</p> <p>TAAS: 3R 2,5; 4W 1,2,3,4,5,7</p>	<p>TEKS: 3.1:B,C; 3.2:A; 3.3:A,C; 3.4:A,B; 3.6:C; 3.8:B; 3.10:B; 3.12:E,H; 3.14:A,B,C,D; 3.18:D,E</p> <p>TAAS: 3R 2,5; 4W 1,3,7</p>
	<p> MULTIMEDIA Presentation Tools, p. T209</p> <p>WORKSHOP 2, pp. T225–T230</p>	<p> ELECTRONIC ENCYCLOPEDIA Study Skills, p. T219</p> <p>WORKSHOP 2, pp. T225–T230</p>	<p> AUDIO Speaking Skills, p. T223</p> <p>WORKSHOP 2, pp. T225–T230</p>





Literacy Place Weekly Organizer

Mary McLeod Bethune

	DAY 1	DAY 2	
<p>READ and Introduce Skills</p> <ul style="list-style-type: none"> • VOCABULARY • PHONICS • COMPREHENSION • LITERARY ELEMENT 	<p>BUILD BACKGROUND, ▲ p. T237</p> <p><input checked="" type="checkbox"/> VOCABULARY, ▲ ■ p. T238 Transparency 14 Practice Book 2, p. 202</p> <p><input checked="" type="checkbox"/> DAILY PHONICS: ▲ * 3-Letter Blends, p. T240 Practice Book 2, p. 203</p> <p>PREVIEW AND PREDICT, p. T242</p> <p>READ: ▲ * ■ ● <i>Mary McLeod Bethune</i>, pp. T242–T247</p> <p>GENRE: Biography, p. T243</p> <p><input checked="" type="checkbox"/> LITERARY ELEMENT:  Theme, p. T245</p>	<p>READ: ▲ * ■ <i>Mary McLeod Bethune</i>, pp. T248–T249 “I Love the Look of Words,” pp. T250–T251</p> <p><input checked="" type="checkbox"/> DAILY PHONICS: 3-Letter Blends, p. T249</p>	
<p>WRITE and Respond</p> <ul style="list-style-type: none"> • GRAMMAR • USAGE • MECHANICS • SPELLING • WRITING 	<p>WRITING WORKSHOP: Introduce, p. T237</p> <p>JOURNAL: Make Predictions, p. T242</p> <p><input checked="" type="checkbox"/> SPELLING: Pretest: Changing Final <i>y</i> to <i>i</i>, p. R36 Spelling Resource Book, p. 154</p> <p><input checked="" type="checkbox"/> GRAMMAR, USAGE, MECHANICS: Teach/Model: Expanding Sentences, p. R38</p> <p>ORAL LANGUAGE, p. T247</p>	<p>WRITING WORKSHOP: Prewrite, p. T251 Practice Book 2, p. 205</p> <p><input checked="" type="checkbox"/> SPELLING: Practice Vocabulary, p. R36 Spelling Resource Book, pp. 155–157</p> <p><input checked="" type="checkbox"/> GRAMMAR, USAGE, MECHANICS: Practice, p. R38</p> <p>ORAL LANGUAGE, p. T251</p>	
<p>EXTEND SKILLS and Apply to Literature</p> <ul style="list-style-type: none"> • INTEGRATED LANGUAGE ARTS • LISTENING/SPEAKING/VIEWING • INTEGRATED CURRICULUM • GUIDED READING • INDEPENDENT READING 	<p>READ ALOUD, p. T247</p> <p>GUIDED READING, pp. R34–R35</p> <p>INTEGRATED CURRICULUM: Social Studies, p. R41 Math, p. R40</p> <p>TRADE BOOKS</p> <ul style="list-style-type: none"> • <i>Samuel's Choice</i> • <i>City Green</i> 	<p>READ ALOUD, p. T251</p> <p>GUIDED READING, pp. R34–R35</p> <p>INTEGRATED CURRICULUM: Science, p. R40 The Arts, p. R41</p> <p>TRADE BOOKS</p> <ul style="list-style-type: none"> • <i>Lily and Miss Liberty</i> • <i>Cloudy With a Chance of Meatballs</i> 	
<p>TEKS/TAAS</p>	<p>TEKS: 3.1:B,C; 3.2:A; 3.3:C; 3.5:A,B,E; 3.6:A,B,C; 3.7:A,B,C; 3.8:A,B; 3.9:A,B,F; 3.10:D; 3.11:C,F; 3.14:A,B,D; 3.16:A</p> <p>TAAS: 3R 1,2,3,4,5; 4W 1</p>	<p>TEKS: 3.1:B,C,D,E; 3.2:A; 3.3:A,C; 3.5:A,B; 3.6:A,B,C; 3.7:A,B,C; 3.8:A,B; 3.9:D,F,H; 3.10:B; 3.11:H,J; 3.12:E; 3.14:D; 3.16:A</p> <p>TAAS: 3R 2,3,5; 4W 1,7</p>	
<p>TECHNOLOGY and REAL-WORLD SKILLS</p>	<p> SMART PLACE CD-ROM Comprehension Skills, p. T247</p> <p>PROJECT, pp. T276–T283</p>	<p> SCHOLASTIC NETWORK Finding the Facts, p. T251</p> <p>PROJECT, pp. T276–T283</p>	

MODIFY INSTRUCTION

- INTERVENTION ▲ ESL/ELD ■ EXTRA HELP
- * GIFTED & TALENTED ☑ = TESTED SKILL

	<h1>DAY 3</h1>	<h1>DAY 4</h1>	<h1>DAY 5</h1>
	<p>REREAD: <i>Mary McLeod Bethune</i></p> <p>☑ LITERARY ELEMENT: ▲ * Theme, pp. T254–T255 Transparency 15 Practice Book 2, pp. 208–210</p> <p>INTERVENTION: ● p. T256 Daily Phonics: 3-Letter Blends Literacy Element: Theme Fluency: Repeated Readings</p>	<p>LITERATURE CONNECTION: <i>Mary McLeod Bethune</i>, p. T258</p> <p>REVIEW VOCABULARY, p. T260</p> <p>☑ DAILY PHONICS: ▲ * 3-Letter Blends, p. T261</p>	<p>READING ASSESSMENT: Selection Test, p. T264</p> <p>MODIFYING ASSESSMENT, p. T264 ESL/ELD: Vocabulary Extra Help: Comprehension</p> <p>PERFORMANCE-BASED ASSESSMENT: One-Minute Fluency, p. T265 Conference, p. T265</p> <p>☑ DAILY PHONICS: Dictation, p. T265</p>
	<p>RESPOND: ▲ Think About Reading, p. T252 Write a Speech, p. T253 Practice Book 2, p. 206</p> <p>☑ SPELLING: Write/Proofread, p. R37 Spelling Resource Book, p. 158</p> <p>☑ GRAMMAR, USAGE, MECHANICS: Practice, p. R39 Practice Book 2, p. 207</p> <p>ORAL LANGUAGE, p. T253</p>	<p>☑ WRITING WORKSHOP: Biography, p. T258 Writer's Craft: Opening Sentences, p. T259 Transparency 16 Practice Book 2, p. 205</p> <p>☑ SPELLING: Review/Study, p. R37 Spelling Resource Book, p. 200</p> <p>☑ GRAMMAR, USAGE, MECHANICS: Apply, p. R39</p> <p>ORAL LANGUAGE, p. T259</p>	<p>☑ WRITING ASSESSMENT, p. T266 Student Model Students' Writing Rubric</p> <p>☑ SPELLING: Posttest, p. R37 Spelling Resource Book, p. 202</p> <p>☑ GRAMMAR, USAGE, MECHANICS: Assess, p. R39</p> <p>ORAL LANGUAGE, p. T266</p>
	<p>RESPOND: Literature Circle, p. T253</p> <p>READ ALOUD, p. T257</p> <p>GUIDED READING, pp. R34–R35</p> <p>OPTIONAL MATERIALS, ● p. T257 Sprint Plus: <i>Cam Jansen and the Mystery of the Stolen Diamonds</i> <i>Mary McLeod Bethune</i> audiocassette</p>	<p>READ ALOUD, p. T263</p> <p>GUIDED READING, pp. R34–R35</p> <p>EXPAND VOCABULARY: Related Words, p. T260</p> <p>STUDY SKILLS: Generate Questions for Research, pp. T262–T263 Practice Book 2, p. T212</p>	<p>READ ALOUD, p. T268</p> <p>GUIDED READING, pp. R34–R35</p> <p>INTEGRATED LANGUAGE ARTS: Presenting Mary McLeod Bethune, p. T267 Speak Out to Honor Someone, p. T267 News Report, p. T268 Create a Collage of Heroes, p. T268</p>
	<p>TEKS: 3.1:E; 3.2:A; 3.6:C; 3.7:A,B,C; 3.8:A,B; 3.9:C,F,H,K; 3.10:B,D; 3.11:C; 3.12:E; 3.14:A,B,C,D; 3.16:A; 3.18:A</p> <p>TAAS: 3R 2,3,4,5; 4W 1</p>	<p>TEKS: 3.1:C; 3.2:A; 3.3:C; 3.6:C; 3.7:B,C; 3.8:A,B,C; 3.9:I,K; 3.11:B,C; 3.12:E; 3.14:A,B,C,D; 3.16:A; 3.17:C,D; 3.18:A,B,C,D,E</p> <p>TAAS: 3R 2,5; 4W 1,2,3,4,5,7</p>	<p>TEKS: 3.1:B,C; 3.2:A; 3.3:A,C; 3.4:A,B; 3.6:C; 3.8:B; 3.10:B; 3.12:E,H; 3.14:A,B,C,D; 3.18:D,E</p> <p>TAAS: 3R 2,5; 4W 1,3,7</p>
	<p> AUDIO Speaking Skills, p. T253</p> <p> SCHOLASTIC NETWORK Author Study, p. T253</p> <p>PROJECT, pp. T276–T283</p>	<p> WORD PROCESSING Study Skills, p. T263</p> <p>PROJECT, pp. T276–T283</p>	<p> SMART PLACE CD-ROM Presentation Tools, p. T268</p> <p>PROJECT, pp. T276–T283</p>

LITERACY PLACE WEEKLY ORGANIZER: WRAP-UP

DAY 1	DAY 2	DAY 3	DAY 4	DAY 5
<ul style="list-style-type: none"> • WRITING PROCESS • TRADE BOOK LIBRARY • TECHNOLOGY 	<ul style="list-style-type: none"> • WRITING PROCESS • TRADE BOOK LIBRARY • TECHNOLOGY 	<ul style="list-style-type: none"> • WRITING PROCESS • TRADE BOOK LIBRARY • PROJECT 	<ul style="list-style-type: none"> • TRADE BOOK LIBRARY • PROJECT • HOME INVOLVEMENT 	<ul style="list-style-type: none"> • TRADE BOOK LIBRARY • PRESENTATION SKILL • END OF UNIT ASSESSMENT
TEKS: 3.6: A,B; 3.9: F,G; 3.11: H,I; 3.12: 3.14: A,B,C,D; 3.17:E; 3.18: A,B,C,D,E,F TAAS: 3R 2,4,5; 4W 1,2,4,5,6,7	TEKS: 3.6: A,B; 3.9: F,G; 3.11: H,I; 3.12: 3.14: A,B,C,D; 3.17: E; 3.18: A,B,C,D,E,F TAAS: 3R 2,4,5; 4W 1,2,4,5,6,7	TEKS: 3.6: A,B; 3.9: F,G; 3.11: H,I; 3.12: E; 3.14: A,B,C,D; 3.17: E; 3.18: A,B,C,D,E,F; 3.20: C,D TAAS: 3R 2,4,5; 4W 1,2,4,5,6,7	TEKS: 3.2: A; 3.3: C; 3.6: A,B; 3.9: F,G; 3.10: C; 3.11: H,I; 3.12: D,E; 3.14: A,B,C,D; 3.20: C,D TAAS: 3R 2,4,5; 4W 1	TEKS: 3.2: A; 3.3: C; 3.6: A,B; 3.9: C,F,G; 3.11: H,I; 3.12: E; 3.14: A,B,C,D; 3.19: C,E TAAS: 3R 2,4,5; 4W 1