




Literacy Place Weekly Organizer

Young Arthur

	DAY 1	DAY 2
<p>READ and Introduce Skills</p> <ul style="list-style-type: none"> • VOCABULARY • PHONICS • COMPREHENSION • LITERARY ELEMENT 	<p>BUILD BACKGROUND, ▲ p. T21</p> <p>✓ VOCABULARY: ▲ ■ pp. T22–T23 Vocabulary Transparency 1 Transparency 1 Practice Book, p. 12</p> <p>PREVIEW AND PREDICT, p. T24</p> <p>READ: ▲ ■ * <i>Young Arthur</i>, pp. T24–T31</p> <p>GENRE: Legend, T25</p> <p>✓ LITERARY ELEMENT:  Plot, p. T27</p>	<p>READ: ▲ ■ * ● <i>Young Arthur</i>, pp. T32–T41</p> <p>✓ LITERARY ELEMENT: Character, p. T33</p> <p>PHONICS: Closed Syllables, p. T35</p> <p>✓ COMPREHENSION: Cause/Effect, p. T37</p>
<p>WRITE and Respond</p> <ul style="list-style-type: none"> • GRAMMAR • USAGE • MECHANICS • SPELLING • WRITING 	<p>WRITING WORKSHOP: Introduce, p. T21</p> <p>JOURNAL: Make Predictions, p. T24</p> <p>✓ SPELLING: Pretest: Homophones, p. R2 Spelling Resource Book, p. 9</p> <p>✓ GRAMMAR, USAGE, MECHANICS: Teach/Model: Types of Sentences, p. R4</p> <p>ORAL LANGUAGE, p. T31</p>	<p>WRITING WORKSHOP: Prewrite, p. T41 Practice Book, p. 13</p> <p>✓ SPELLING: Vocabulary Practice, p. R2 Spelling Resource Book, pp. 10–12</p> <p>✓ GRAMMAR, USAGE, MECHANICS: Practice, p. R4</p> <p>ORAL LANGUAGE, p. T41</p>
<p>EXTEND SKILLS and Apply to Literature</p> <ul style="list-style-type: none"> • INTEGRATED LANGUAGE ARTS • LISTENING/SPEAKING/VIEWING • INTEGRATED CURRICULUM • GUIDED READING • INDEPENDENT READING 	<p>READ ALOUD, p. T31</p> <p>SCHOLASTIC GUIDED READING PROGRAM, p. T31</p> <p>INTEGRATED CURRICULUM: Social Studies, p. R7</p> <p>TRADE BOOKS</p> <ul style="list-style-type: none"> • <i>The Last Princess</i> • <i>Stealing Home</i> 	<p>READ ALOUD, p. T41</p> <p>SCHOLASTIC GUIDED READING PROGRAM, p. T41</p> <p>INTEGRATED CURRICULUM: Science, p. R6 The Arts, p. R7</p> <p>TRADE BOOKS</p> <ul style="list-style-type: none"> • <i>My Name Is Maria Isabel</i> • <i>Fourth Grade Rats</i>
<p>TEKS/TAAS</p>	<p>TEKS: 4.4:A; 4.7:A,B,D,E; 4.8:A,B,C; 4.9:A,B,C,D,E; 4.10:A,B; 4.11:D; 4.12:D,G,H,I; 4.15:A,C,F; 4.18:B; 4.19:A; 4.21:B</p> <p>TAAS: 4R 1,2,4,5; 4W 1,3,5</p>	<p>TEKS: 4.5:C; 4.7:A,B; 4.8:A,B,C; 4.9:A,B,E; 4.10:C,D,E,G,L; 4.11:D; 4.12:H,I; 4.13:C; 4.15:A,C,F; 4.17:A; 4.18:B; 4.25:A</p> <p>TAAS: 4R 1,2,3,4,5; 4W 2,3,5,7</p>

<p>TECHNOLOGY and REAL-WORLD SKILLS</p>	<p> AUDIO Speaking Skills, p. T31</p>	<p> SMART PLACE CD-ROM Presentation Tools, p. T33</p> <p>WORKSHOP, pp. T111–T116</p>
--	--	---

Support for flexible groups

MODIFY INSTRUCTION

- INTERVENTION
- ▲ ESL/ELD
- EXTRA HELP
- * GIFTED & TALENTED
- ☑ = TESTED SKILL

<h1>DAY 3</h1>	<h1>DAY 4</h1>	<h1>DAY 5</h1>
----------------	----------------	----------------

<p>READ: ▲ ■ *</p> <p>"The Knight's Handbook," pp. T42–T47</p> <p>GENRE: Nonfiction, p. T43</p> <p>☑ LITERARY ELEMENT: ▲ ■</p> <p>Plot, pp. T50–T51 Transparency 2 Practice Book, pp. 16–18</p> <p>☑ COMPREHENSION: ▲ *</p> <p>Cause/Effect, pp. T52–T53 Transparency 3 Practice Book, pp. 19–20</p> <p>INTERVENTION, ● p. T54</p> <p>Phonics: Closed Syllables Literary Element: Plot Fluency: Paired Reading</p>	<p>LITERATURE CONNECTION: <i>Young Arthur</i>, p. T56</p> <p>VOCABULARY: ▲</p> <p>Homophones/Homographs, p. T58</p> <p>CONTENT AREA VOCABULARY, p. T59</p>	<p>READING ASSESSMENT: Selection Test, p. T62</p> <p>MODIFYING ASSESSMENT, p. T62</p> <p>ESL/ELD: Vocabulary Extra Help: Literary Element</p> <p>PERFORMANCE-BASED ASSESSMENT: Conference, p. T63 One-Minute Fluency, p. T63</p>
---	---	---

Skills practice every day

<p>RESPOND: ▲ *</p> <p>Think About Reading, p. T48 Write a Newspaper Article Lead, p. T49 Practice Book, p. 14</p> <p>☑ SPELLING: Write/Proofread, p. R3 Spelling Resource Book, p. 13</p> <p>☑ GRAMMAR, USAGE, MECHANICS: Practice, p. R5 Practice Book, p. 15</p> <p>ORAL LANGUAGE, p. T49</p>	<p>WRITING WORKSHOP: Character Profile, p. T56</p> <p>Writer's Craft: Simile, p. T57 Transparency 4 Practice Book, p. 13</p> <p>☑ SPELLING: Study/Review, p. R3 Spelling Resource Book, p. 200</p> <p>☑ GRAMMAR, USAGE, MECHANICS: Apply, p. R5</p> <p>ORAL LANGUAGE, p. T57</p>	<p>WRITING ASSESSMENT, p. T64</p> <p>Student Model Students' Writing Rubric</p> <p>☑ SPELLING: Posttest, p. R3 Spelling Resource Book, p. 202</p> <p>☑ GRAMMAR, USAGE, MECHANICS: Assess, p. R5</p> <p>ORAL LANGUAGE, p. T64</p>
--	---	--


<p>RESPOND: Literature Circle, p. T49</p> <p>READ ALOUD, p. T55</p> <p>SCHOLASTIC GUIDED READING PROGRAM, p. T55</p> <p>INTEGRATED CURRICULUM: Math p. R6</p> <p>OPTIONAL MATERIALS, ● p. T55</p> <p>Sprint Plus book: ...<i>If You Sailed on the Mayflower in 1620</i> <i>Young Arthur</i> audiocassette</p>	<p>READ ALOUD, p. T61</p> <p>SCHOLASTIC GUIDED READING PROGRAM, p. T61</p> <p>☑ STUDY SKILLS: Library/Media Center, pp. T60–T61 Practice Book, p. 21</p>	<p>READ ALOUD, p. T66</p> <p>SCHOLASTIC GUIDED READING PROGRAM, p. T66</p> <p>INTEGRATED LANGUAGE ARTS: Letter of Support, p. T65 Create a Legend, p. T65 Create a Readers Theater, p. T66 Write an Inscription, p. T66</p>
--	---	--



<p>TEKS: 4.3:A; 4.4:A; 4.5:C; 4.7:A,B,C,E; 4.8:A,B; 4.9:A,E; 4.10:E,F,H,I,K,L; 4.12:D,F,I; 4.13:D; 4.15:F; 4.17:A; 4.19:H</p> <p>TAAS: 4R 2,3,4,5; 4W 1,3,7</p>	<p>TEKS: 4.7:A,B; 4.8:C; 4.9:A,B,E; 4.10:K; 4.13:A,C; 4.15:A,C,F; 4.17:A; 4.19:A,B,C,D,E,F,G,H; 4.20:D; 4.21: A,C,E</p> <p>TAAS: 4R 1; 4W 1,2,3,4,5,7</p>	<p>TEKS: 4.3:A; 4.4:A; 4.5:C,D; 4.7:A,B,C,D,E; 4.8:A,B,C; 4.9:A,E; 4.10:E,G,K,L; 4.11:B; 4.12:I; 4.15:A,B,F; 4.19:H; 4.20:A,C; 4.25:B</p> <p>TAAS: 4R 3,4,5; 4W 1,3,7</p>
---	---	---

<p> WORD PROCESSING Organizing Information, p. T49</p> <p>WORKSHOP, pp. T111–T116</p>	<p> INTERNET/CD-ROM Expand Vocabulary, p. T59</p> <p> INTERNET Study Skills, p. T61</p> <p>WORKSHOP, pp. T111–T116</p>	<p> INTERNET Finding the Facts, p. T65</p> <p>WORKSHOP, pp. T111–T116</p>
---	---	---

Literacy Place Weekly Organizer

Cherokee Summer

	DAY 1	DAY 2
<p>READ and Introduce Skills</p> <ul style="list-style-type: none"> • VOCABULARY • PHONICS • COMPREHENSION • LITERARY ELEMENT 	<p>BUILD BACKGROUND, ▲ p. T73</p> <p>✓ VOCABULARY, ▲ ■ p. T74 Vocabulary Transparency 2 Transparency 5 Practice Book, p. 22</p> <p>PREVIEW AND PREDICT, p. T76</p> <p>READ: ▲ ■ * ● <i>Cherokee Summer</i>, pp. T76–T81</p> <p>✓ GENRE: Biography, p. T77</p> <p>✓ COMPREHENSION: Draw Conclusions, p. T79 </p>	<p>READ: ▲ ■ * ● <i>Cherokee Summer</i>, pp. T82–T87</p> <p>✓ COMPREHENSION: Cause/Effect, p. T83</p> <p>VOCABULARY: Compound Words, p. T85</p>
<p>WRITE and Respond</p> <ul style="list-style-type: none"> • GRAMMAR • USAGE • MECHANICS • SPELLING • WRITING 	<p>WRITING WORKSHOP: Introduce, p. T73</p> <p>JOURNAL: Make Predictions, p. T76</p> <p>✓ SPELLING: Pretest: More Homophones, p. R8 Spelling Resource Book, p. 14</p> <p>✓ GRAMMAR, USAGE, MECHANICS: Teach/Model: Common and Proper Nouns, p. R10</p> <p>ORAL LANGUAGE, p. T81</p>	<p>WRITING WORKSHOP: Prewrite, p. T87 Practice Book, p. 24</p> <p>✓ SPELLING: Vocabulary Practice, p. R8 Spelling Resource Book, pp. 15–17</p> <p>✓ GRAMMAR, USAGE, MECHANICS: Practice, p. R10</p> <p>ORAL LANGUAGE, p. T87</p>
<p>EXTEND SKILLS and Apply to Literature</p> <ul style="list-style-type: none"> • INTEGRATED LANGUAGE ARTS • LISTENING/SPEAKING/VIEWING • INTEGRATED CURRICULUM • GUIDED READING • INDEPENDENT READING 	<p>READ ALOUD, p. T81</p> <p>SCHOLASTIC GUIDED READING PROGRAM, p. T81</p> <p>INTEGRATED CURRICULUM: Science, p. R12 Social Studies, p. R13</p> <p>TRADE BOOKS</p> <ul style="list-style-type: none"> • <i>The Last Princess</i> • <i>Stealing Home</i> 	<p>READ ALOUD, p. T87</p> <p>SCHOLASTIC GUIDED READING PROGRAM, p. T87</p> <p>INTEGRATED CURRICULUM: Math, p. R12 The Arts, p. R13</p> <p>TRADE BOOKS</p> <ul style="list-style-type: none"> • <i>My Name Is Maria Isabel</i> • <i>Fourth Grade Rats</i>
<p>TEKS/TAAS</p>	<p>TEKS: 4.4:A; 4.6:A; 4.7:A,B,D,E; 4.8:A,B,C; 4.9:A,B,E; 4.10:A,B,E,H,K,L; 4.11:A,B; 4.12:G; 4.15:A,C,F; 4.18:B; 4.24:A</p> <p>TAAS: 4R 1,2,4,5; 4W 1,3,7</p>	<p>TEKS: 4.4:A; 4.5:C; 4.7:A,B; 4.8:A,B,C; 4.9:A; 4.10:C,E,F,G,H; 4.11:B,D; 4.13:A,C,F; 4.15:A,C,F; 4.21:A,C; 4.25:A</p> <p>TAAS: 4R 2,3,4,5; 4W 1</p>

<p>TECHNOLOGY and REAL-WORLD SKILLS</p>	<p> SMART PLACE CD-ROM Study Skills, p. T81</p> <p>WORKSHOP, pp. T111–T116</p>	<p> INTERNET Comprehension Skills, p. T87</p> <p>WORKSHOP, pp. T111–T116</p>
---	---	---

MODIFY INSTRUCTION

- INTERVENTION ▲ ESL/ELD ■ EXTRA HELP
- * GIFTED & TALENTED ☑ = TESTED SKILL

DAY 3

DAY 4

DAY 5

READ: ▲ ■ * ●
Family Pictures, pp. T88–T93

GENRE:
 Reminiscence, p. T89

☑ **COMPREHENSION:** ▲ ■
 Draw Conclusions, pp. T96–T97
 Transparency 6
 Practice Book, pp. 27–29

INTERVENTION: ● p. T98
 Phonics: Open Syllables
 Comprehension: Draw Conclusions
 Fluency: Repeated Readings

LITERATURE CONNECTION:
Cherokee Summer, p. T100

VOCABULARY: ▲
 Context Clues: Compound Words,
 p. T102

CONTENT AREA VOCABULARY,
 p. T103

READING ASSESSMENT:
 Selection Test, p. T106

MODIFYING ASSESSMENT, p. T106
 ESL/ELD: Vocabulary
 Extra Help: Comprehension

PERFORMANCE-BASED ASSESSMENT:
 Conference, p. T107
 One-Minute Fluency, p. T107

RESPOND: ▲ ■
 Think About Reading, p. T94
 Write a Caption, p. T95
 Practice Book, p. 25

☑ **SPELLING:**
 Write/Proofread, p. R9
 Spelling Resource Book, p. 18

☑ **GRAMMAR, USAGE, MECHANICS:**
 Practice, p. R11
 Practice Book, p. 26

ORAL LANGUAGE, p. T95

WRITING WORKSHOP:
 Personal Essay, p. T100
Writer's Craft: Paragraph Building,
 p. T101
 Transparency 7
 Practice Book, p. 24

☑ **SPELLING:** Study/Review, p. R9
 Spelling Resource Book, p. 200

☑ **GRAMMAR, USAGE, MECHANICS:**
 Apply, p. R11

ORAL LANGUAGE, p. T101

WRITING ASSESSMENT, p. T108
 Student Model
 Students' Writing Rubric

☑ **SPELLING:**
 Posttest, p. R9
 Spelling Resource Book, p. 202

☑ **GRAMMAR, USAGE, MECHANICS:**
 Assess, p. R11

ORAL LANGUAGE, p. T108

RESPOND: Literature Circle, p. T95

READ ALOUD, p. T99

SCHOLASTIC GUIDED READING PROGRAM, p. T99

OPTIONAL MATERIALS, ● p. T99
 Sprint Plus: . . . *If You Sailed on the Mayflower in 1620*
Cherokee Summer audiocassette

READ ALOUD, p. T105

SCHOLASTIC GUIDED READING PROGRAM, p. T105

☑ **STUDY SKILLS:**
 Use Text Organizers/Graphic Aids,
 pp. T104–T105
 Practice Book, p. 30

READ ALOUD, p. T110


SCHOLASTIC GUIDED READING PROGRAM, p. T110

INTEGRATED LANGUAGE ARTS:
 Write a Snapshot Story, p. T109
 Tell a Factual Story, p. T109
 Publish a Newspaper Article, p. T110
 Hunt for Homophones, p. T110


TEKS: 4.3:A; 4.4:A; 4.7:A,B,C,E;
 4.8:A,B,C; 4.9:A; 4.10:A,C,H,K,L;
 4.12:D,F; 4.15:A,C,F; 4.17:A; 4.19:H;
 4.24:A,B
 TAAS: 4R 4,5; 4W 1,3,7


TEKS: 4.7:A,B; 4.8:C; 4.9:A,B,E;
 4.10:K; 4.12:C; 4.13:A,B,C;
 4.15:A,C,E,F; 4.17:A;
 4.19:A,B,C,D,E,F,H; 4.20:D; 4.21:A,C
 TAAS: 4R 1; 4W 1,2,3,4,5,7

TEKS: 4.3:A; 4.4:A; 4.5:C,D; 4.6:A;
 4.7:A,B,C,D,E; 4.8:A,B,C; 4.9:A,E;
 4.10:E,H,K,L; 4.12:D,G; 4.15:A,C,E,F;
 4.19:H; 4.20:A,C
 TAAS: 4R 4,5; 4W 1,3,7

 **SMART PLACE CD-ROM**
 Writing Skills, p. T95

WORKSHOP, pp. T111–T116

 **INTERNET**
 Expand Vocabulary, p. T103










 **SMART PLACE CD-ROM**
 Organizing Information, p. T105

 **WORD PROCESSING**
 Matching Technology to Task,
 p. T110

WORKSHOP, pp. T111–T116





Literacy Place Weekly Organizer

**Growing Up with
Jerry Spinelli**

	DAY 1	DAY 2	
<p>READ and Introduce Skills</p> <ul style="list-style-type: none"> • VOCABULARY • PHONICS • COMPREHENSION • LITERARY ELEMENT 	<p>BUILD BACKGROUND, ▲ p. T123</p> <p> VOCABULARY: ▲ ■ pp. T124–T125 Transparency 8 Vocabulary Transparency 3 Practice Book, p. 33</p> <p>PREVIEW AND PREDICT, p. T126</p> <p>READ: ▲ ■ * ● “Tales of a Fourth Grade Rat” from <i>Growing Up with Jerry Spinelli</i>, pp. T126–T131</p> <p>GENRE: Anecdote, p. T127</p> <p> COMPREHENSION: Make Judgments, p. T129</p>	<p>READ: ▲ ■ * “Shortstop” from <i>Growing Up with Jerry Spinelli</i>, pp. T132–T137</p> <p>PHONICS: Polysyllabic Words, p. T132</p> <p> COMPREHENSION: Draw Conclusions, p. T135</p>	
<p>WRITE and Respond</p> <ul style="list-style-type: none"> • GRAMMAR • USAGE • MECHANICS • SPELLING • WRITING 	<p>WRITING WORKSHOP: Introduce, p. T123</p> <p>JOURNAL: Make Predictions, p. T126</p> <p> SPELLING: Pretest: Long e or Short e? Words With ea, p. R14 Spelling Resource Book, p. 19</p> <p> GRAMMAR, USAGE, MECHANICS: Teach/Model: Singular and Plural Nouns, p. R16</p> <p>ORAL LANGUAGE, p. T131</p>	<p>WRITING WORKSHOP: Prewrite, p. T137 Practice Book, p. 35</p> <p> SPELLING: Vocabulary Practice, p. R14 Spelling Resource Book, pp. 20–22</p> <p> GRAMMAR, USAGE, MECHANICS: Practice, p. R16</p> <p>ORAL LANGUAGE, p. T137</p>	
<p>EXTEND SKILLS and Apply to Literature</p> <ul style="list-style-type: none"> • INTEGRATED LANGUAGE ARTS • LISTENING/SPEAKING/VIEWING • INTEGRATED CURRICULUM • GUIDED READING • INDEPENDENT READING 	<p>READ ALOUD, p. T131</p> <p>SCHOLASTIC GUIDED READING PROGRAM, p. T131</p> <p>INTEGRATED CURRICULUM: Social Studies, p. R19 The Arts, p. R19</p> <p>TRADE BOOKS</p> <ul style="list-style-type: none"> • <i>The Last Princess</i> • <i>Stealing Home</i> 	<p>READ ALOUD, p. T137</p> <p>SCHOLASTIC GUIDED READING PROGRAM, p. T137</p> <p>INTEGRATED CURRICULUM: Science, p. R18</p> <p>TRADE BOOKS</p> <ul style="list-style-type: none"> • <i>My Name Is María Isabel</i> • <i>Fourth Grade Rats</i> 	
<p>TEKS/TAAS</p>	<p>TEKS: 4.5:C; 4.6:A,B; 4.7:A,B,E; 4.8:A,B; 4.9:A,B,C,D,E; 4.10:A,B,J; 4.11:B,D; 4.12:D,H; 4.15:A,F; 4.18:B; 4.21:B; 4.24:A</p> <p>TAAS: 4R 1,4,5,6; 4W 1,3,5,7</p>	<p>TEKS: 4.4:A; 4.6:A,B; 4.7:A,B; 4.8:A,B,C; 4.9:A,E; 4.10:C,G,H,K,L; 4.11:D; 4.12:H; 4.15:A,C,F; 4.17:A; 4.19:A</p> <p>TAAS: 4R 3,4,5; 4W 1,3,7</p>	
<p>TECHNOLOGY and REAL-WORLD SKILLS</p>	<p> SCHOLASTIC NETWORK Finding the Facts, p. T131</p> <p>WORKSHOP, pp. T111–T116</p>	<p> SMART PLACE CD-ROM Organizing Information, p. T137</p> <p>WORKSHOP, pp. T111–T116</p>	



MODIFY INSTRUCTION

- INTERVENTION ▲ ESL/ELD ■ EXTRA HELP
- * GIFTED & TALENTED ☑ = TESTED SKILL

	DAY 3	DAY 4	DAY 5
	<p>READ: ▲ ■ * "Jerry Spinelli: Author," pp. T138–T141</p> <p>☑ COMPREHENSION: Read Across Texts, p. T139</p> <p>GENRE: Interview, p. T141</p> <p>☑ COMPREHENSION: ▲ * Make Judgments, pp. T144–T145 Transparency 9 Practice Book, pp. 39–41</p> <p>INTERVENTION, ● p. T146 Phonics: Polysyllabic Words Comprehension: Make Judgments Fluency: Paired Reading</p>	<p>LITERATURE CONNECTION: <i>Growing Up with Jerry Spinelli</i>, p. T148</p> <p>PHONICS: ▲ Syllabication: Polysyllabic Words, p. T150</p> <p>CONTENT AREA VOCABULARY, p. T151</p>	<p>READING ASSESSMENT: Selection Test, p. T154</p> <p>MODIFYING ASSESSMENT, p. T154 ESL/ELD: Vocabulary Extra Help: Comprehension</p> <p>PERFORMANCE-BASED ASSESSMENT: Conference, p. T155 One-Minute Fluency, p. T155</p>
	<p>RESPOND: ▲ ■ Think About Reading, p. T142 Write a Fan Letter, p. T143 Practice Book, p. 37</p> <p>☑ SPELLING: Write/Proofread, p. R15 Spelling Resource Book, p. 23</p> <p>☑ GRAMMAR, USAGE, MECHANICS: Practice, p. R17 Practice Book, p. 38</p> <p>ORAL LANGUAGE, p. T143</p>	<p>WRITING WORKSHOP: Anecdote, p. T148 Writer's Craft: First-Person Point of View, p. T149 Transparency 10 Practice Book, p. 35</p> <p>☑ SPELLING: Study/Review, p. R15 Spelling Resource Book, p. 200</p> <p>☑ GRAMMAR, USAGE, MECHANICS: Apply, p. R17</p> <p>ORAL LANGUAGE, p. T149</p>	<p>WRITING ASSESSMENT, p. T156 Student Model Students' Writing Rubric</p> <p>☑ SPELLING: Posttest, p. R15 Spelling Resource Book, p. 202</p> <p>☑ GRAMMAR, USAGE, MECHANICS: Assess, p. R17</p> <p>ORAL LANGUAGE, p. T156</p>
	<p>RESPOND: Literature Circle, p. T143</p> <p>READ ALOUD, p. T147</p> <p>SCHOLASTIC GUIDED READING PROGRAM, p. T147</p> <p>INTEGRATED CURRICULUM: Math, p. R18</p> <p>OPTIONAL MATERIALS, ● p. T147 Sprint Plus book: <i>All in a Day's Work and Other Stories</i> <i>Growing Up with Jerry Spinelli</i> audiocassette</p>	<p>READ ALOUD, p. T153</p> <p>SCHOLASTIC GUIDED READING PROGRAM, p. T153</p> <p>ORAL LANGUAGE: Describe an Experience, pp. T152–T153 Practice Book, p. 42</p>	<p>READ ALOUD, p. T158</p> <p>SCHOLASTIC GUIDED READING PROGRAM, p. T158</p> <p>INTEGRATED LANGUAGE ARTS: Write About an Unexpected Twist, p. T157 Make a Fourth-Grade Scrapbook, p. T157 Profile a Favorite Author, p. T158 A Job Advertisement, p. T158</p>
	<p>TEKS: 4.3:A; 4.4:A; 4.5:B; 4.7:A,B,C,E; 4.8:A,B,C; 4.9:A,E; 4.10:G,H,I,K,L; 4.11:D; 4.12:D,F,I; 4.13:D; 4.15:A,C,F; 4.17:A</p> <p>TAAS: 4R 3,4,5; 4W 1</p>	<p>TEKS: 4.1B,C; 4.4:A; 4.5:B,C,D; 4.7:A,B; 4.8:C; 4.9:A,B,E; 4.10:K; 4.15:A,C,F; 4.19:A,B,C,D,E,F,G,H; 4.19:H; 4.20:D</p> <p>TAAS: 4R 1; 4W 1,2,3,4,5,7</p>	<p>TEKS: 4.3:A; 4.4:A; 4.7:A,B,C,D,E; 4.8:A,B,C; 4.9:A,E; 4.10:J,K,L; 4.12:I; 4.15:A,B,C,F; 4.18:B; 4.19:H; 4.20:A,C</p> <p>TAAS: 4R 6; 4W 1,3,5,7</p>
	<p> WORD PROCESSING Communicating Through Letters, p. T143</p> <p>WORKSHOP, pp. T111–T116</p>	<p> DATABASE Expand Vocabulary, p. T151</p> <p> AUDIO Listening Skills, p. T153</p> <p>WORKSHOP, pp. T111–T116</p>	<p> VIDEO Presentation Tools, p. T157</p> <p>WORKSHOP, pp. T111–T116</p>





Literacy Place Weekly Organizer

Mufaro's Beautiful Daughters

	DAY 1	DAY 2	
<p>READ and Introduce Skills</p> <ul style="list-style-type: none"> • VOCABULARY • PHONICS • COMPREHENSION • LITERARY ELEMENT 	<p>BUILD BACKGROUND, ▲ p. T165</p> <p><input checked="" type="checkbox"/> VOCABULARY: ▲ ■ p. T166 Vocabulary Transparency 4 Transparency 11 Practice Book, p. 43</p> <p>PREVIEW AND PREDICT, p. T168</p> <p>READ: ▲ ■ * ● <i>Mufaro's Beautiful Daughters</i>, pp. T168–T173</p> <p>GENRE: Folk Tale, T169</p> <p><input checked="" type="checkbox"/> COMPREHENSION: Compare/Contrast, p. T171</p>	<p>READ: ▲ ■ * <i>Mufaro's Beautiful Daughters</i>, pp. T174–T185</p> <p>PHONICS: Suffixes <i>-ful</i>, <i>-ly</i>, p. T175</p> <p><input checked="" type="checkbox"/> LITERARY ELEMENT: Plot, p. T181 Theme, p. T183</p>	
<p>WRITE and Respond</p> <ul style="list-style-type: none"> • GRAMMAR • USAGE • MECHANICS • SPELLING • WRITING 	<p>WRITING WORKSHOP: Introduce, p. T165</p> <p>JOURNAL: Make Predictions, p. T168</p> <p><input checked="" type="checkbox"/> SPELLING: Pretest: Words With <i>ou</i> or <i>ow</i>, p. R20 Spelling Resource Book, p. 24</p> <p><input checked="" type="checkbox"/> GRAMMAR, USAGE, MECHANICS: Teach/Model: Subject and Object Pronouns, p. R22</p> <p>ORAL LANGUAGE, p. T173</p>	<p>WRITING WORKSHOP: Prewrite, p. T185 Practice Book, p. 45</p> <p><input checked="" type="checkbox"/> SPELLING: Vocabulary Practice, p. R20 Spelling Resource Book, pp. 25–27</p> <p><input checked="" type="checkbox"/> GRAMMAR, USAGE, MECHANICS: Practice, p. R22</p> <p>ORAL LANGUAGE, p. T185</p>	
<p>EXTEND SKILLS and Apply to Literature</p> <ul style="list-style-type: none"> • INTEGRATED LANGUAGE ARTS • LISTENING/SPEAKING/VIEWING • INTEGRATED CURRICULUM • GUIDED READING • INDEPENDENT READING 	<p>READ ALOUD, p. T173</p> <p>SCHOLASTIC GUIDED READING PROGRAM, p. T173</p> <p>INTEGRATED CURRICULUM: Science, p. R24</p> <p>TRADE BOOKS</p> <ul style="list-style-type: none"> • <i>The Last Princess</i> • <i>Stealing Home</i> 	<p>READ ALOUD, p. T185</p> <p>SCHOLASTIC GUIDED READING PROGRAM, p. T185</p> <p>INTEGRATED CURRICULUM: Math, p. R24 Social Studies, p. R25 The Arts, p. R25</p> <p>TRADE BOOKS</p> <ul style="list-style-type: none"> • <i>My Name Is María Isabel</i> • <i>Fourth Grade Rats</i> 	
<p>TEKS/TAAS</p>	<p>TEKS: 4.4:A; 4.6:A; 4.7:A,B,D,E; 4.8:A,B,C; 4.9:A,B,C,D,E; 4.10:A,B,H; 4.11:B,D; 4.12:D,G; 4.15:A,C,F; 4.18:B; 4.19:A; 4.21:B</p> <p>TAAS: 4R 1,4,5; 4W 1,3,5,7</p>	<p>TEKS: 4.6:B; 4.7:A,B; 4.8:A,B,C; 4.9:A,D,E; 4.10:C,D,E,F,G,H,L; 4.11:B,D; 4.12:I; 4.15:A,C,F; 4.17:A; 4.18:B; 4.19:A</p> <p>TAAS: 4R 2,3,4,5; 4W 1,3,5,7</p>	
<p>TECHNOLOGY and REAL-WORLD SKILLS</p>	<p> SCHOLASTIC NETWORK Finding the Facts, p. T171</p>	<p> SMART PLACE CD-ROM Organizing Information, p. T179</p> <p>PROJECT, pp. T218–T225</p>	

MODIFY INSTRUCTION

- INTERVENTION ▲ ESL/ELD ■ EXTRA HELP
- * GIFTED & TALENTED ☑ = TESTED SKILL

	DAY 3	DAY 4	DAY 5
	<p>READ: ▲ ■ "You and I," pp. T186–T187</p> <p>GENRE: Poem, p. T187</p> <p>☑ COMPREHENSION: ▲ ■ Compare/Contrast, pp. T190–T191 Transparency 12 Practice Book, pp. 48–50</p> <p>☑ LITERARY ELEMENT: ▲ ■ Theme, pp. T192–T193 Transparency 13 Practice Book, pp. 49, 51–52</p> <p>INTERVENTION, ● p. T194 Phonics: Suffixes <i>-ful, -ly</i> Comprehension: Compare/Contrast Fluency: Reading Aloud</p>	<p>LITERATURE CONNECTION: <i>Mufaro's Beautiful Daughters</i>, p. T196</p> <p>PHONICS: ▲ Suffixes <i>-ful, -ly</i>, p. T198</p> <p>CONTENT AREA VOCABULARY, p. T199</p>	<p>READING ASSESSMENT: Selection Test, p. T202</p> <p>MODIFYING ASSESSMENT, p. T202 ESL/ELD: Vocabulary Extra Help: Comprehension</p> <p>PERFORMANCE-BASED ASSESSMENT: Conference, p. T203 One-Minute Fluency, p. T203</p>
	<p>RESPOND: ▲ ■ Think About Reading, p. T188 Write an Interview, p. T189 Practice Book, p. 46</p> <p>☑ SPELLING: Write/Proofread, p. R21 Spelling Resource Book, p. 28</p> <p>☑ GRAMMAR, USAGE, MECHANICS: Practice, p. R23 Practice Book, p. 47</p> <p>ORAL LANGUAGE, p. T189</p>	<p>WRITING WORKSHOP: Persuasive Speech, p. T196 Writer's Craft: Consider Your Audience, p. T197 Transparency 14 Practice Book, p. 45</p> <p>☑ SPELLING: Study/Review, p. R21 Spelling Resource Book, p. 200</p> <p>☑ GRAMMAR, USAGE, MECHANICS: Apply, p. R23</p> <p>ORAL LANGUAGE, p. T197</p>	<p>WRITING ASSESSMENT, p. T204 Student Model Students' Writing Rubric</p> <p>☑ SPELLING: Posttest, p. R21 Spelling Resource Book, p. 202</p> <p>☑ GRAMMAR, USAGE, MECHANICS: Assess, p. R23</p> <p>ORAL LANGUAGE, p. T204</p>
	<p>RESPOND: Literature Circle, p. T189</p> <p>READ ALOUD, p. T195</p> <p>SCHOLASTIC GUIDED READING PROGRAM, p. T195</p> <p>OPTIONAL MATERIALS, ● p. T195 Sprint Plus Book: <i>Help! I'm a Prisoner in the Library</i> <i>Mufaro's Beautiful Daughters</i> audiocassette</p>	<p>READ ALOUD, p. T201</p> <p>SCHOLASTIC GUIDED READING PROGRAM, p. T201</p> <p>TEST-TAKING SKILLS: Getting Ready for the Test, pp. T200–T201 Practice Book, p. 53</p>	<p>READ ALOUD, p. T206</p> <p>SCHOLASTIC GUIDED READING PROGRAM, p. T206</p> <p>INTEGRATED LANGUAGE ARTS: Poem, p. T205 Give a Persuasive Speech, p. T205 Create an African Display, p. T206 Rewrite a Folk Tale, p. T206</p>
	<p>TEKS: 4.3:A; 4.4:A; 4.6:B; 4.7:A,B,C,E; 4.8:A,B; 4.9:A,D; 4.10:E,F,H,I,K,L; 4.11:D; 4.12:D,F,G,I; 4.13:D; 4.15:F; 4.19:H</p> <p>TAAS: 4R 2,3,4,5; 4W 1,3,7</p>	<p>TEKS: 4.4:A; 4.5:A; 4.6:B; 4.7:A,B; 4.8:C; 4.9:A,B,D,E; 4.10:K; 4.15:A,B; 4.17:A; 4.18:H; 4.19:A,B,C,D,E,F,G,H; 4.20:D; 4.25:A</p> <p>TAAS: 4R 1; 4W 1,2,3,4,5,6,7</p>	<p>TEKS: 4.3:A; 4.4:A; 4.5:D; 4.7:A,B,C,D,E; 4.8:A,B,C; 4.9:A,E; 4.10:F,G,K; 4.11:D; 4.12:I; 4.15:A,B,F; 4.19:H; 4.20:A,C</p> <p>TAAS: 4R 3,4,5; 4W 1,3,7</p>
	<p> INTERNET Communicating Through E-Mail, p. T189</p> <p>PROJECT, pp. T218–T225</p>	<p> ART PROGRAM Presentation Tools, p. T199</p> <p> WORD PROCESSING Study Skills, p. T201</p> <p>PROJECT, pp. T218–T225</p>	<p> SCHOLASTIC NETWORK Writing Skills, p. T206</p> <p>PROJECT, pp. T218–T225</p>

LITERACY PLACE WEEKLY ORGANIZER: EXTENDED STUDY

DAY 1	DAY 2	DAY 3	DAY 4	DAY 5
<ul style="list-style-type: none"> • EXTENDED STUDY • TRADE BOOK LIBRARY • PROJECT 	<ul style="list-style-type: none"> • EXTENDED STUDY • WRITING PROCESS • TRADE BOOK LIBRARY • PROJECT 	<ul style="list-style-type: none"> • EXTENDED STUDY • WRITING PROCESS • TRADE BOOK LIBRARY • PROJECT 	<ul style="list-style-type: none"> • WRITING PROCESS • TRADE BOOK LIBRARY • PROJECT 	<ul style="list-style-type: none"> • TRADE BOOK LIBRARY • OTHER LITERATURE AND MEDIA • PROJECT
TEKS: 4.4:A,B,C; 4.10:H,I,L; 4.11:A,B,D; 4.13:A,C,E; 4.14:B; 4.15:A; 4.21:A,C; 4.23:A TAAS: 4R 4,5	TEKS: 4.4:A,B,C; 4.10:H,I,L; 4.11:A,B,D; 4.14:B; 4.15:A,C,F; 4.19:A,B,C,D,E,F,G; 4.21:A,C TAAS: 4R 4,5; 4W 1,2,3,4,5,7	TEKS: 4.4:A,B,C; 4.10:H,I,L; 4.11:A,B,D; 4.13:A,C,E; 4.14:B; 4.15:A,C,F; 4.19:A,B,C,D, E,F,G; 4.21:A,C TAAS: 4R 4,5;	4W 1,2,3,4,5,7 TEKS: 4.4:A; 4.10:H,I,L; 4.11:D; 4.15:A,C,F; 4.19:A,B,C,D,E,F,G; 4.23:A; 4.24:A TAAS: 4R 4,5;	4W 1,2,3,4,5,7 TEKS: 4.4:A; 4.10:H,I,L; 4.11:D; 4.23:A; 4.24:A TAAS: 4R 4,5

LITERACY PLACE WEEKLY ORGANIZER: WRAP-UP

DAY 1	DAY 2	DAY 3	DAY 4	DAY 5
<ul style="list-style-type: none"> • TRADE BOOK LIBRARY • TECHNOLOGY • PROJECT 	<ul style="list-style-type: none"> • TRADE BOOK LIBRARY • TECHNOLOGY • PROJECT 	<ul style="list-style-type: none"> • TRADE BOOK LIBRARY • PROJECT 	<ul style="list-style-type: none"> • TRADE BOOK LIBRARY • PROJECT • HOME INVOLVEMENT 	<ul style="list-style-type: none"> • TRADE BOOK LIBRARY • PRESENTATION SKILL • END OF UNIT ASSESSMENT
TEKS: 4.4:A; 4.5:B,C,D; 4.9:E; 4.11:D; 4.15:A,C,E,F; 4.18:B,D,E; 4.19:A,B,F; 4.20:A,E; 4.25:A TAAS: 4R 4; 4W 1,2,4,5	TEKS: 4.4:A; 4.5:B,C,D; 4.9:E; 4.11:D; 4.15:A,C,E,F; 4.18:B,D,E; 4.19:A,B,F; 4.20:A,E; 4.25:A TAAS: 4R 4; 4W 1,2,4,5	TEKS: 4.4:A; 4.5:B,C,D; 4.9:E; 4.15:A,C,E,F; 4.18:B,D,E; 4.19:A,B,F; 4.20:A,E; 4.25:A TAAS: 4R 4; 4W 1,2,4,5	TEKS: 4.5:A,B,C,D; 4.8:B; 4.9:E; 4.15:A,C,E,F; 4.18:B,D,E; 4.19:A,B,F; 4.20:A,E; 4.25:A TAAS: 4W 1,2,4,5	TEKS: 4.2:A; 4.4:A; 4.5:A,B,F; 4.13:A,C,E,F; 4.15:A,C,F; 4.19:A,D; 4.20:A,C,E; 4.21:A,C,D,F TAAS: 4W 1