

Literacy Place Weekly Organizer

A Piece of String Is a Wonderful Thing

DAY 1

DAY 2

READ and Introduce Skills

- VOCABULARY
- PHONICS
- COMPREHENSION
- LITERARY ELEMENT

BUILD BACKGROUND, ▲ p. T243

- ☑ **VOCABULARY**: ▲ * pp. T244–T245
Vocabulary Transparency 5
Transparency 16
Practice Book, p. 64

PREVIEW AND PREDICT, p. T246

READ: ▲ ■ * ●

A Piece of String Is a Wonderful Thing, pp. T246–T253

GENRE: Poetic Nonfiction, p. T247

- ☑ **COMPREHENSION**:
Main Idea/Details, p. T249 

READ: ▲ ■ *

A Piece of String Is a Wonderful Thing, pp. T254–T263

- ☑ **COMPREHENSION**:
Draw Conclusions, p. T255
Compare/Contrast, p. T261

WRITE and Respond

- GRAMMAR
- USAGE
- MECHANICS
- SPELLING
- WRITING

WRITING WORKSHOP: Introduce, p. T243

JOURNAL: Make Predictions, p. T246

- ☑ **SPELLING**:
Pretest: Unusual Letter Pairs: *kn* and *qu*, p. R30
Spelling Resource Book, p. 34

- ☑ **GRAMMAR, USAGE, MECHANICS**:
Teach/Model: Action Verbs, p. R32

ORAL LANGUAGE, p. T253

WRITING WORKSHOP: Prewrite, p. T263
Practice Book, p. 65

- ☑ **SPELLING**:
Vocabulary Practice, p. R30
Spelling Resource Book, pp. 35–37

- ☑ **GRAMMAR, USAGE, MECHANICS**:
Practice, p. R32

ORAL LANGUAGE, p. T263

EXTEND SKILLS and Apply to Literature

- INTEGRATED LANGUAGE ARTS
- LISTENING/SPEAKING/VIEWING
- INTEGRATED CURRICULUM
- GUIDED READING
- INDEPENDENT READING

READ ALOUD, p. T253

SCHOLASTIC GUIDED READING PROGRAM, p. T253

INTEGRATED CURRICULUM:
Math, p. R34

TRADE BOOKS

- *The Real McCoy*
- *On the Banks of Plum Creek*

READ ALOUD, p. T263

SCHOLASTIC GUIDED READING PROGRAM, p. T263

INTEGRATED CURRICULUM:
The Arts, p. R35
Science, p. R34

TRADE BOOKS

- *Danny Dunn and the Homework Machine*
- *Eureka! It's an Airplane!*

TEKS/TAAS

TEKS: 4.4:A; 4.6:B; 4.7:A,B,E,F;
4.8:A,B,C; 4.9:A,B,C,D; 4.10:A,B,F,H;
4.11:D; 4.12:D,G; 4.13:D; 4.15:A,C,F;
4.18:B; 4.19:A

TAAS: 4R 1,2,3,5; 4W 1,3,5,7

TEKS: 4.3:A; 4.4:A; 4.5:C; 4.7:A,B;
4.8:A,B,C; 4.9:A,E; 4.10:C,F,H;
4.11:D; 4.12:B,I; 4.13:E; 4.19:A;
4.25:A

TAAS: 4R 2,3,4,5; 4W 1,3,7

TECHNOLOGY and REAL-WORLD SKILLS



SCHOLASTIC NETWORK
Comprehension Skills, p. T251







AUDIO
Speaking Skills, p. T259

WORKSHOP, pp. T325–T330











MODIFY INSTRUCTION

- INTERVENTION ▲ ESL/ELD ■ EXTRA HELP
- * GIFTED & TALENTED ☑ = TESTED SKILL

	DAY 3	DAY 4	DAY 5
	<p>READ: ▲ ■ * "Amazing Inventions & Discoveries," pp. T264–T267</p> <p>☑ COMPREHENSION: ▲ ■ Main Idea/Details, pp. T270–T271 Transparency 17 Practice Book, pp. 68–70</p> <p>☑ COMPREHENSION: ▲ ■ Draw Conclusions, pp. T272–T273 Transparency 18 Practice Book, pp. 69, 71–72</p> <p>INTERVENTION, ● p. T274 Phonics: Open Syllables Comprehension: Main Idea/Details Fluency: Choral Reading</p>	<p>LITERATURE CONNECTION: <i>A Piece of String Is a Wonderful Thing</i>, p. T276</p> <p>VOCABULARY: ▲ Structural Analysis: Suffixes, p. T278</p> <p>CONTENT AREA VOCABULARY, p. T279</p>	<p>READING ASSESSMENT: Selection Test, p. T282</p> <p>MODIFYING ASSESSMENT, p. T282 ESL/ELD: Vocabulary Extra Help: Comprehension</p> <p>PERFORMANCE-BASED ASSESSMENT: Conference, p. T283 One-Minute Fluency, p. T283</p>
	<p>RESPOND: ▲ ■ Think About Reading, p. T268 Write a Poster, p. T269 Practice Book, p. 66</p> <p>☑ SPELLING: Write/Proofread, p. R31 Spelling Resource Book, p. 38</p> <p>☑ GRAMMAR, USAGE, MECHANICS: Practice, p. R33 Practice Book, p. 67</p> <p>ORAL LANGUAGE, p. T269</p>	<p>WRITING WORKSHOP: Humorous Poetry, p. T276 Writer's Craft: Alliteration, p. T277 Transparency 19 Practice Book, p. 65</p> <p>☑ SPELLING: Study/Review, p. R31 Spelling Resource Book, p. 200</p> <p>☑ GRAMMAR, USAGE, MECHANICS: Apply, p. R33</p> <p>ORAL LANGUAGE, p. T277</p>	<p>WRITING ASSESSMENT, p. T284 Student Model Students' Writing Rubric</p> <p>☑ SPELLING: Posttest, p. R31 Spelling Resource Book, p. 202</p> <p>☑ GRAMMAR, USAGE, MECHANICS: Assess, p. R33</p> <p>ORAL LANGUAGE, p. T284</p>
	<p>RESPOND: Literature Circle, p. T269</p> <p>READ ALOUD, p. T275</p> <p>SCHOLASTIC GUIDED READING PROGRAM, p. T275</p> <p>INTEGRATED CURRICULUM: Social Studies, p. R35</p> <p>OPTIONAL MATERIALS, ● p. T275 Sprint Plus: <i>The Computer Caper</i> <i>A Piece of String Is a Wonderful Thing</i> audiocassette</p>	<p>READ ALOUD, p. T281</p> <p>SCHOLASTIC GUIDED READING PROGRAM, p. T281</p> <p>☑ STUDY SKILLS: Use Graphic Sources, pp. T280–T281 Practice Book, p. 74</p>	<p>READ ALOUD, p. T286</p> <p>SCHOLASTIC GUIDED READING PROGRAM, p. T286</p> <p>INTEGRATED LANGUAGE ARTS: Invention Information, p. T285 Create a "How-To" Booklet, p. T285 Write a Class Songbook, p. T286 Make a Vocabulary Word Puzzle, p. T286</p>
	<p>TEKS: 4.4:A; 4.7:A,B,C,E; 4.8:A,B; 4.9:A,E; 4.10:F,H,K; 4.11:D; 4.12:B; 4.13:D; 4.15:A,F; 4.17:A; 4.19:H; 4.24:A; 4.25:A</p> <p>TAAS: 4R 2,3,4,5; 4W 1,3,7</p>	<p>TEKS: 4.6:B; 4.7:A,B; 4.8:C; 4.9:A,D,E; 4.10:K; 4.13:A,C,D; 4.15:A,C,F; 4.17:A; 4.19:A,B,C, D,E,F,G,H; 4.20:D; 4.21: A,C,E</p> <p>TAAS: 4R 1,2,5; 4W 1,2,3,4,5,7</p>	<p>TEKS: 4.4:A; 4.7:A,B,C,D; 4.8:A,B,C; 4.9:A,E; 4.10:F,G,H,I,K; 4.15:A,C,F; 4.19:A,F,H; 4.20:A,C</p> <p>TAAS: 4R 2,3,5; 4W 1,3,7</p>
	<p> SMART PLACE CD-ROM Presentation Tools, p. T269</p> <p>WORKSHOP, pp. T325–T330</p>	<p> ELECTRONIC ENCYCLOPEDIA Expand Vocabulary, p. T279</p> <p> SMART PLACE CD-ROM Study Skills, p. T281</p> <p>WORKSHOP, pp. T325–T330</p>	<p> WORD PROCESSING Organizing Information, p. T285</p> <p>WORKSHOP, pp. T325–T330</p>

Literacy Place Weekly Organizer

The Invention of Sneakers

	DAY 1	DAY 2	
<p>READ and Introduce Skills</p> <ul style="list-style-type: none"> • VOCABULARY • PHONICS • COMPREHENSION • LITERARY ELEMENT 	<p>BUILD BACKGROUND, ▲ p. T293</p> <p> VOCABULARY: ▲ ■ pp. T294–T295 Vocabulary Transparency 6 Transparency 20 Practice Book, p. 75</p> <p>PREVIEW AND PREDICT, p. T296</p> <p>READ: ▲ ■ * “The Invention of Sneakers,” pp. T296–T303</p> <p> GENRE: Expository Text, p. T297</p> <p> COMPREHENSION: Problem/Solution, p. T299  Main Idea/Details, p. T301</p>	<p>READ: ▲ ■ * “Julie Lewis: Inventor,” pp. T304–T307</p> <p>PHONICS: Syllabication: Closed Syllables, p. T305</p>	
<p>WRITE and Respond</p> <ul style="list-style-type: none"> • GRAMMAR • USAGE • MECHANICS • SPELLING • WRITING 	<p>WRITING WORKSHOP: Introduce, p. T293</p> <p>JOURNAL: Make Predictions, p. T296</p> <p> SPELLING: Pretest: Spellings for /z/, p. R36 Spelling Resource Book, p. 39</p> <p> GRAMMAR, USAGE, MECHANICS: Teach/Model: Past and Present Tense Verbs, p. R38</p> <p>ORAL LANGUAGE, p. T303</p>	<p>WRITING WORKSHOP: Prewrite, p. T307 Practice Book, p. 76</p> <p> SPELLING: Vocabulary Practice, p. R36 Spelling Resource Book, pp. 40–42</p> <p> GRAMMAR, USAGE, MECHANICS: Practice, p. R38</p> <p>ORAL LANGUAGE, p. T307</p>	
<p>EXTEND SKILLS and Apply to Literature</p> <ul style="list-style-type: none"> • INTEGRATED LANGUAGE ARTS • LISTENING/SPEAKING/VIEWING • INTEGRATED CURRICULUM • GUIDED READING • INDEPENDENT READING 	<p>READ ALOUD, p. T303</p> <p>SCHOLASTIC GUIDED READING PROGRAM, p. T303</p> <p>INTEGRATED CURRICULUM: Math, p. R40 The Arts, p. R41 Social Studies, p. R41</p> <p>TRADE BOOKS</p> <ul style="list-style-type: none"> • <i>The Real McCoy</i> • <i>On the Banks of Plum Creek</i> 	<p>READ ALOUD, p. T307</p> <p>SCHOLASTIC GUIDED READING PROGRAM, p. T307</p> <p>INTEGRATED CURRICULUM: Science, p. R40</p> <p>TRADE BOOKS</p> <ul style="list-style-type: none"> • <i>Danny Dunn and the Homework Machine</i> • <i>Eureka! It's an Airplane!</i> 	
<p>TEKS/TAAS</p>	<p>TEKS 4.4:A; 4.7:A,B,E; 4.8:A,B,C; 4.9:A,B,C,D; 4.10:A,B,E,F,G,H,K; 4.11:A,D; 4.12:A,C,D,G,I; 4.15:A,C,F; 4.18:B; 4.19:A</p> <p>TAAS 4R 1,2,3,4,5,6; 4W 1,3,5,7</p>	<p>TEKS 4.4:A; 4.5:C; 4.7:A,B,E; 4.8:A,B,C; 4.9:A,E; 4.10:C,F,G,H; 4.11:D; 4.12:B,I; 4.13:A,C; 4.17:A; 4.19:A; 4.21:A</p> <p>TAAS 4R 2,3,5; 4W 3,7</p>	
<p>TECHNOLOGY and REAL-WORLD SKILLS</p>	<p> SMART PLACE CD-ROM Organizing Information, p. T299</p> <p>WORKSHOP, pp. T325–T330</p>	<p> WORD PROCESSING Study Skills, p. T307</p> <p>WORKSHOP, pp. T325–T330</p>	










MODIFY INSTRUCTION

- INTERVENTION ▲ ESL/ELD ■ EXTRA HELP
- * GIFTED & TALENTED ☑ = TESTED SKILL

	DAY 3	DAY 4	DAY 5
	<p>REREAD: "The Invention of Sneakers"</p> <p>☑ COMPREHENSION: ▲ ■ Problem/Solution, pp. T310–T311 Transparency 21 Practice Book, pp. 80–82</p> <p>INTERVENTION, ● p. T312 Phonics: Syllabication: Closed Syllables Comprehension: Problem/Solution Fluency: Echo Reading</p>	<p>LITERATURE CONNECTION: "Julie Lewis: Inventor," p. T314</p> <p>PHONICS: ▲ Syllabication: Closed Syllables, p. T316</p> <p>CONTENT AREA VOCABULARY, p. T317</p>	<p>READING ASSESSMENT: Selection Test, p. T320</p> <p>MODIFYING ASSESSMENT, p. T320 ESL/ELD: Vocabulary Extra Help: Comprehension</p> <p>PERFORMANCE-BASED ASSESSMENT: Conference, p. T321 One-Minute Fluency, p. T321</p>
	<p>RESPOND: ▲ ■ Think About Reading, p. T308 Write a Business Letter, p. T309 Practice Book, p. 78</p> <p>☑ SPELLING: Write/Proofread, p. R37 Spelling Resource Book, p. 43</p> <p>☑ GRAMMAR, USAGE, MECHANICS: Practice, p. R39 Practice Book, p. 79</p> <p>ORAL LANGUAGE, p. T309</p>	<p>WRITING WORKSHOP: Persuasive Paragraph, p. T314 Writer's Craft: Connotation, p. T315 Transparency 22 Practice Book, p. 76</p> <p>☑ SPELLING: Study/Review, p. R37 Spelling Resource Book, p. 200</p> <p>☑ GRAMMAR, USAGE, MECHANICS: Apply, p. R39</p> <p>ORAL LANGUAGE, p. T315</p>	<p>WRITING ASSESSMENT, p. T322 Student Model Students' Writing Rubric</p> <p>☑ SPELLING: Posttest, p. R37 Spelling Resource Book, p. 202</p> <p>☑ GRAMMAR, USAGE, MECHANICS: Assess, p. R39</p> <p>ORAL LANGUAGE, p. T322</p>
	<p>RESPOND: Literature Circle, p. T309</p> <p>READ ALOUD, p. T313</p> <p>SCHOLASTIC GUIDED READING PROGRAM, p. T313</p> <p>OPTIONAL MATERIALS, ● p. T313 "The Invention of Sneakers" audiocassette <i>The Torch Runner</i></p>	<p>READ ALOUD, p. T319</p> <p>SCHOLASTIC GUIDED READING PROGRAM, p. T319</p> <p>☑ STUDY SKILLS: Take Notes, pp. T318–T319 Practice Book, p. 84</p>	<p>READ ALOUD, p. T324</p> <p>SCHOLASTIC GUIDED READING PROGRAM, p. T324</p> <p>INTEGRATED LANGUAGE ARTS: Create an Invention Diagram, p. T323 A Personal Experience, p. T323 Discuss a Pollution Solution, p. T324 Invent New Words, p. T324</p>
	<p>TEKS 4.3:A; 4.4:A; 4.5:C; 4.7:A,B,C,E; 4.8:A,B; 4.9:A,E; 4.10:G,K; 4.12:I; 4.13:D; 4.15:A,F; 4.17:A; 4.19:H</p> <p>TAAS 4R 3,5; 4W 1,3,7</p>	<p>TEKS 4.7:A,B; 4.8:A,B,C; 4.9:A,C,E; 4.10:A,K; 4.15:A,B,F; 4.17:A; 4.18:C; 4.19:A,B,C,D,E,F,G,H; 4.20:D; 4.21:A,C</p> <p>TAAS 4R 2,3; 4W 1,2,3,4,5,6,7</p>	<p>TEKS 4.4:A; 4.5:B; 4.7:A,B,C,D,E; 4.8:A,B,C; 4.9:A,E; 4.10:F,K; 4.12:D,G,I; 4.15:A,C,F; 4.18:B; 4.19:H; 4.20:A,C</p> <p>TAAS 4R 2,3,5; 4W 1,3,5,7</p>
	<p>☎ FAX Communicating by Fax, p. T309</p> <p>WORKSHOP, pp. T325–T330</p>	<p>☎ INTERNET Expand Vocabulary, p. T317</p> <p>📀 SMART PLACE CD-ROM Study Skills, p. T319</p> <p>WORKSHOP, pp. T325–T330</p>	<p>☎ ART PROGRAM Presentation Tools, p. T323</p> <p>WORKSHOP, pp. T325–T330</p>





Literacy Place Weekly Organizer

"The Doughnuts"

	DAY 1	DAY 2	
<p>READ and Introduce Skills</p> <ul style="list-style-type: none"> • VOCABULARY • PHONICS • COMPREHENSION • LITERARY ELEMENT 	<p>BUILD BACKGROUND, ▲ p. T337</p> <p> VOCABULARY: ▲ * pp. T338–T339 Vocabulary Transparency 7 Transparency 23 Practice Book, p. 87</p> <p>PREVIEW AND PREDICT, p. T340</p> <p>READ: ▲ ■ * ● "The Doughnuts," pp. T340–T347</p> <p>GENRE: Short Story, p. T340</p> <p> COMPREHENSION: Make Predictions, p. T343</p>	<p>READ: ▲ ■ * "The Doughnuts," pp. T348–T357</p> <p> COMPREHENSION: Draw Conclusions, p. T349 Character, p. T353 Sequence, p. T355</p>	
<p>WRITE and Respond</p> <ul style="list-style-type: none"> • GRAMMAR • USAGE • MECHANICS • SPELLING • WRITING 	<p>WRITING WORKSHOP: Introduce, p. T337</p> <p>JOURNAL: Make Predictions, p. T340</p> <p> SPELLING: Pretest: Spellings for /f/, p. R42 Spelling Resource Book, p. 44</p> <p> GRAMMAR, USAGE, MECHANICS: Teach/Model: Main and Helping Verbs, p. R44</p> <p>ORAL LANGUAGE, p. T347</p>	<p>WRITING WORKSHOP: Prewrite, p. T357 Practice Book, p. 88</p> <p> SPELLING: Vocabulary Practice, p. R42 Spelling Resource Book, pp. 45–47</p> <p> GRAMMAR, USAGE, MECHANICS: Practice, p. R44</p> <p>ORAL LANGUAGE, p. T357</p>	
<p>EXTEND SKILLS and Apply to Literature</p> <ul style="list-style-type: none"> • INTEGRATED LANGUAGE ARTS • LISTENING/SPEAKING/VIEWING • INTEGRATED CURRICULUM • GUIDED READING • INDEPENDENT READING 	<p>READ ALOUD, p. T347</p> <p>SCHOLASTIC GUIDED READING PROGRAM, p. T347</p> <p>INTEGRATED CURRICULUM: Science, p. R46 Social Studies, p. R47</p> <p>TRADE BOOKS</p> <ul style="list-style-type: none"> • <i>The Real McCoy</i> • <i>On the Banks of Plum Creek</i> 	<p>READ ALOUD, p. T357</p> <p>SCHOLASTIC GUIDED READING PROGRAM, p. T357</p> <p>INTEGRATED CURRICULUM: Math, p. R46 The Arts, p. R47</p> <p>TRADE BOOKS</p> <ul style="list-style-type: none"> • <i>Danny Dunn and the Homework Machine</i> • <i>Eureka! It's an Airplane!</i> 	
<p>TEKS/TAAS</p>	<p>TEKS: 4.4:A; 4.7:A,B,E; 4.8:A,B,C; 4.9:A,B,C,D; 4.10:A,B,H,K; 4.11:A,B,D; 4.12:D,G; 4.15:A,C,F; 4.17:A; 4.18:B; 4.19:A</p> <p>TAAS: 4R 1,4; 4W 1,3,5,7</p>	<p>TEKS: 4.4:A; 4.5:C; 4.7:A,B,E; 4.8:A,B,C; 4.9:A,E; 4.10:C,E,H; 4.11:A,D; 4.12:H,I; 4.13:A,C; 4.19:A; 4.24:B</p> <p>TAAS: 4R 2,3,4,5; 4W 2,3,7</p>	
<p>TECHNOLOGY and REAL-WORLD SKILLS</p>	<p> AUDIO Speaking Skills, p. T347</p> <p>WORKSHOP, pp. T325–T330</p>	<p> FAX Communicating by Fax, p. T357</p> <p>WORKSHOP, pp. T325–T330</p>	

MODIFY INSTRUCTION

- INTERVENTION ▲ ESL/ELD ■ EXTRA HELP
- * GIFTED & TALENTED ☑ = TESTED SKILL

	<h1>DAY 3</h1>	<h1>DAY 4</h1>	<h1>DAY 5</h1>
	<p>READ: ▲ ■ * "The Animals Share," pp. T358–T363</p> <p>GENRE: Folk Tale, p. T359</p> <p>☑ COMPREHENSION: ▲ * Make Predictions, pp. T366–T367 Transparency 24 Practice Book, pp. 91–93</p> <p>☑ COMPREHENSION: ▲ ■ Sequence, pp. T368–T369 Transparency 25 Practice Book, pp. 92, 94–95</p> <p>INTERVENTION, ● p. T370 Phonics: <i>r</i>-Controlled Vowels Comprehension: Make Predictions Fluency: Echo Reading</p>	<p>LITERATURE CONNECTION: "The Doughnuts," p. T372</p> <p>STRUCTURAL ANALYSIS: ▲ Contractions, p. T374</p> <p>CONTENT AREA VOCABULARY, p. T375</p>	<p>READING ASSESSMENT: Selection Test, p. T378</p> <p>MODIFYING ASSESSMENT, p. T378 ESL/ELD: Vocabulary Extra Help: Comprehension</p> <p>PERFORMANCE-BASED ASSESSMENT: Conference, p. T379 One-Minute Fluency, p. T379</p>
	<p>RESPOND: ▲ ■ Think About Reading, p. T364 Write a TV Newscast, p. T365 Practice Book, p. 89</p> <p>☑ SPELLING: Write/Proofread, p. R43 Spelling Resource Book, p. 48</p> <p>☑ GRAMMAR, USAGE, MECHANICS: Practice, p. R45 Practice Book, p. 90</p> <p>ORAL LANGUAGE, p. T365</p>	<p>WRITING WORKSHOP: Feature Newspaper Story, p. T372 Writer's Craft: Lead, p. T373 Transparency 26 Practice Book, p. 88</p> <p>☑ SPELLING: Study/Review, p. R43 Spelling Resource Book, p. 200</p> <p>☑ GRAMMAR, USAGE, MECHANICS: Apply, p. R45</p> <p>ORAL LANGUAGE, p. T373</p>	<p>WRITING ASSESSMENT, p. T380 Student Model Students' Writing Rubric</p> <p>☑ SPELLING: Posttest, p. R43 Spelling Resource Book, p. 202</p> <p>☑ GRAMMAR, USAGE, MECHANICS: Assess, p. R45</p> <p>ORAL LANGUAGE, p. T380</p>
	<p>RESPOND: Literature Circle, p. T365</p> <p>READ ALOUD, p. T371</p> <p>SCHOLASTIC GUIDED READING PROGRAM, p. T371</p> <p>OPTIONAL MATERIALS, ● p. T371 Sprint Plus: <i>Cam Jansen and the Mystery of the Stolen Diamonds</i> "The Doughnuts" audiocassette</p>	<p>READ ALOUD, p. T377</p> <p>SCHOLASTIC GUIDED READING PROGRAM, p. T377</p> <p>☑ TEST-TAKING SKILLS: Take the Test, pp. T376–T377 Practice Book, p. 98</p>	<p>READ ALOUD, p. T382</p> <p>SCHOLASTIC GUIDED READING PROGRAM, p. T382</p> <p>INTEGRATED LANGUAGE ARTS: Advertising Jingle, p. T381 Putting a Story into Pictures, p. T381 Take Another Point of View, p. T382 Tell a Silly Vocabulary Story, p. T382</p>
	<p>TEKS: 4.3:A; 4.4:A; 4.5:C; 4.7:A,B,C,E; 4.8:A,B; 4.9:A,E; 4.10:E,F,G,K,L; 4.11:A,B; 4.12:D,G,I; 4.15:A,C,F; 4.17:A; 4.19:H</p> <p>TAAS: 4R 3,4,5; 4W 1,3,7</p>	<p>TEKS: 4.7:A,B; 4.8:A,B,C; 4.9:A,C,E; 4.10:A,K; 4.15:A,B,F; 4.18:G; 4.19:A,B,C,D,E,F,G,H; 4.20:D; 4.21:A,C</p> <p>TAAS: 4W 1,2,3,4,5,6,7</p>	<p>TEKS: 4.4:A; 4.7:A,B,C,D,E; 4.8:A,B,C; 4.9:A,E; 4.10:E,K; 4.12:D,G,I; 4.15:A,C,F; 4.18:B; 4.19:F,H; 4.20:A,C</p> <p>TAAS: 4R 2,5; 4W 1,3,5,7</p>
	<p> VIDEO Comprehension Skills, p. T365</p> <p>WORKSHOP, pp. T325–T330</p>	<p> SCHOLASTIC NETWORK Expand Vocabulary, p. T375</p> <p> SPELLING STUDIO CD-ROM Study Skills, p. T377</p> <p>WORKSHOP, pp. T325–T330</p>	<p> SMART PLACE CD-ROM Presentation Tools, p. T381</p> <p>WORKSHOP, pp. T325–T330</p>





Literacy Place Weekly Organizer

Wings

	DAY 1	DAY 2	
<p>READ and Introduce Skills</p> <ul style="list-style-type: none"> • VOCABULARY • PHONICS • COMPREHENSION • LITERARY ELEMENT 	<p>BUILD BACKGROUND, ▲ p. T389</p> <p> VOCABULARY: ▲ ■ pp. T390–T391 Vocabulary Transparency 8 Transparency 27 Practice Book, p. 99</p> <p>PREVIEW AND PREDICT, p. T392</p> <p>READ: ▲ ■ * <i>Wings</i>, pp. T392–T397</p> <p>GENRE: Myth, p. T393</p> <p> LITERARY ELEMENT: Character, p. T395</p>	<p>READ: ▲ ■ * ● <i>Wings</i>, pp. T398–T409</p> <p> COMPREHENSION: Make Predictions, p. T399 Sequence, p. T407</p> <p>PHONICS: Syllabication: Final e, p. T401</p>	
<p>WRITE and Respond</p> <ul style="list-style-type: none"> • GRAMMAR • USAGE • MECHANICS • SPELLING • WRITING 	<p>WRITING WORKSHOP: Introduce, p. T389</p> <p>JOURNAL: Make Predictions, p. T392</p> <p> SPELLING: Pretest: Words With <i>mb</i>, p. R48 Spelling Resource Book, p. 49</p> <p> GRAMMAR, USAGE, MECHANICS: Teach/Model: Future Tense, p. R50</p> <p>ORAL LANGUAGE, p. T397</p>	<p>WRITING WORKSHOP: Prewrite, p. T409 Practice Book, p. 100</p> <p> SPELLING: Vocabulary Practice, p. R48 Spelling Resource Book, pp. 50–52</p> <p> GRAMMAR, USAGE, MECHANICS: Practice, p. R50</p> <p>ORAL LANGUAGE, p. T409</p>	
<p>EXTEND SKILLS and Apply to Literature</p> <ul style="list-style-type: none"> • INTEGRATED LANGUAGE ARTS • LISTENING/SPEAKING/VIEWING • INTEGRATED CURRICULUM • GUIDED READING • INDEPENDENT READING 	<p>READ ALOUD, p. T397</p> <p>SCHOLASTIC GUIDED READING PROGRAM, p. T397</p> <p>TRADE BOOKS</p> <ul style="list-style-type: none"> • <i>The Real McCoy</i> • <i>On the Banks of Plum Creek</i> 	<p>READ ALOUD, p. T409</p> <p>SCHOLASTIC GUIDED READING PROGRAM, p. T409</p> <p>INTEGRATED CURRICULUM: Math, p. R52 Science, p. R52 Social Studies, p. R53 The Arts, p. R53</p> <p>TRADE BOOKS</p> <ul style="list-style-type: none"> • <i>Danny Dunn and the Homework Machine</i> • <i>Eureka! It's an Airplane!</i> 	
<p>TEKS/TAAS</p>	<p>TEKS: 4.4:A; 4.7:A,B,D,E; 4.8:A,B,C; 4.9:A,B,C,D,E; 4.10:A,B; 4.11:D; 4.12:D,G,H; 4.15:A,C,F; 4.18:B; 4.19:A</p> <p>TAAS: 4R 1,4,5; 4W 1,3,5</p>	<p>TEKS: 4.5:C; 4.6:B; 4.7:A,B; 4.8:A,B,C; 4.9:A,B,E; 4.10:C,D,E,G,L; 4.11:D; 4.12:H,I; 4.13:C; 4.15:A,C,F; 4.17:A; 4.18:B; 4.25:A</p> <p>TAAS: 4R 1,3,4,5; 4W 1,3,5,7</p>	
<p>TECHNOLOGY and REAL-WORLD SKILLS</p>	<p> INTERNET Finding the Facts, p. T397</p>	<p> I SPY CD-ROM Viewing Skills, p. T409</p> <p>PROJECT, pp. T440–T447</p>	

MODIFY INSTRUCTION

- INTERVENTION ▲ ESL/ELD ■ EXTRA HELP
- * GIFTED & TALENTED ☑ = TESTED SKILL

DAY 3	DAY 4	DAY 5
<p>READ: ▲ ■ "Dreams," pp. T410–T411</p> <p>GENRE: Rhyming Poem, p. T411</p> <p>☑ LITERARY ELEMENT: ▲ * Character, pp. T414–T415 Transparency 28 Practice Book, pp. 103–105</p> <p>INTERVENTION, ● p. T416 Phonics: Syllabication: Final e Literary Element: Character Fluency: Paired Reading</p>	<p>LITERATURE CONNECTION: <i>Wings</i>, p. T418</p> <p>PHONICS: ▲ Syllabication: Final e, p. T420</p> <p>CONTENT AREA VOCABULARY, p. T421</p>	<p>READING ASSESSMENT: Selection Test, p. T424</p> <p>MODIFYING ASSESSMENT, p. T424 ESL/ELD: Vocabulary Extra Help: Literacy Element</p> <p>PERFORMANCE-BASED ASSESSMENT: Conference, p. T425 One-Minute Fluency, p. T425</p>
<p>RESPOND: ▲ ■ Think About Reading, p. T412 Write a Book Review, p. T413 Practice Book, p. 101</p> <p>☑ SPELLING: Write/Proofread, p. R49 Spelling Resource Book, p. 53</p> <p>☑ GRAMMAR, USAGE, MECHANICS: Practice, p. R51 Practice Book, p. 102</p> <p>ORAL LANGUAGE, p. T413</p>	<p>WRITING WORKSHOP: Write a How-to Paragraph, p. T418 Writer's Craft: Logical Order, p. T419 Transparency 29 Practice Book, p. 100</p> <p>☑ SPELLING: Study/Review, p. R49 Spelling Resource Book, p. 200</p> <p>☑ GRAMMAR, USAGE, MECHANICS: Apply, p. R51</p> <p>ORAL LANGUAGE, p. T419</p>	<p>WRITING ASSESSMENT, p. T426 Student Model Students' Writing Rubric</p> <p>☑ SPELLING: Posttest, p. R49 Spelling Resource Book, p. 202</p> <p>☑ GRAMMAR, USAGE, MECHANICS: Assess, p. R51</p> <p>ORAL LANGUAGE, p. T426</p>
<p>RESPOND: Literature Circle, p. T413</p> <p>READ ALOUD, p. T417</p> <p>SCHOLASTIC GUIDED READING PROGRAM, p. T417</p> <p>OPTIONAL MATERIALS, ● p. T417 Sprint Plus book: <i>Happy Birthday, Martin Luther King</i> <i>Wings</i> audiocassette</p>	<p>READ ALOUD, p. T423</p> <p>SCHOLASTIC GUIDED READING PROGRAM, p. T423</p> <p>ORAL LANGUAGE: Tell a Story to Entertain, pp. T422–T423 Practice Book, p. 108</p>	<p>READ ALOUD, p. T428</p> <p>SCHOLASTIC GUIDED READING PROGRAM, p. T428</p> <p>INTEGRATED LANGUAGE ARTS: A Letter to the King, p. T427 Myth Words, p. T427 Map the Ancient World, p. T428 Create a Myth, p. T428</p>
<p>TEKS: 4.3:A; 4.4:A; 4.5:C; 4.7:A,B,C,E; 4.8:A,B; 4.9:A,E; 4.10:E,F,H,I,K,L; 4.12:D,F,I; 4.13:D; 4.15:F; 4.19:H</p> <p>TAAS: 4R 2,3,4,5; 4W 1,3,7</p>	<p>TEKS: 4.1:C; 4.2:D; 4.5:A,C,D; 4.7:A,B; 4.8:C; 4.9:A,B,E; 4.10:K; 4.13:A,C; 4.15:A,C,F; 4.19:A,B,C,D,E, F,G,H; 4.20:D; 4.21: A,C,E</p> <p>TAAS: 4R 1; 4W 1,2,3,4,5,7</p>	<p>TEKS: 4.3:A; 4.4:A; 4.5:D; 4.7:A,B,C,D,E; 4.8:A,B,C; 4.9:A,E; 4.10:E,G,K,L; 4.12:I; 4.15:A,B,F; 4.19:H; 4.20:A,C</p> <p>TAAS: 4R 3,4,5; 4W 1,3,7</p>
<p> SCHOLASTIC NETWORK Writing Skills, p. T413</p> <p>PROJECT, pp. T440–T447</p>	<p> DATABASE Organizing Information, p. T421</p> <p> AUDIO Listening Skills, p. T423</p> <p>PROJECT, pp. T440–T447</p>	<p> SMART PLACE CD-ROM Presentation Tools, p. T427</p> <p>PROJECT, pp. T440–T447</p>

LITERACY PLACE WEEKLY ORGANIZER: EXTENDED STUDY

DAY 1	DAY 2	DAY 3	DAY 4	DAY 5
<ul style="list-style-type: none"> • EXTENDED STUDY • TRADE BOOK LIBRARY • PROJECT 	<ul style="list-style-type: none"> • EXTENDED STUDY • WRITING PROCESS • TRADE BOOK LIBRARY • PROJECT 	<ul style="list-style-type: none"> • EXTENDED STUDY • WRITING PROCESS • TRADE BOOK LIBRARY • PROJECT 	<ul style="list-style-type: none"> • WRITING PROCESS • TRADE BOOK LIBRARY • PROJECT 	<ul style="list-style-type: none"> • TRADE BOOK LIBRARY • OTHER LITERATURE AND MEDIA • PROJECT
TEKS: 4.4:A,B,C; 4.10:I,L; 4.11:A,B,D; 4.12:H,I; 4.13:A,C,E; 4.14:B; 4.15:A; 4.21:A,C; 4.23:A TAAS: 4R 4,5	TEKS: 4.4:A,B,C; 4.10:I,L; 4.11:A,B,D; 4.12:H,I; 4.14:B; 4.15:F; 4.19:A,B,C,D,E,F,G; 4.21:A,C TAAS: 4R 4,5; 4W 1,2,3,4,5,7	TEKS: 4.4:A,B,C; 4.10:I,L; 4.11:A,B,D; 4.12:H,I; 4.13:A,C,E; 4.14:B; 4.15:F; 4.19:A,B,C,D,E,F,G; 4.21:A,C TAAS: 4R 4,5; 4W 1,2,3,4,5,7	TEKS: 4.4:A; 4.10:I,L; 4.11:D; 4.12:H,I; 4.15:A,C,F; 4.19:A,B,C,D,E,F,G; 4.23:A; 4.24:A TAAS: 4R 4,5; 4W 1,2,3,4,5,7	TEKS: 4.4:A; 4.10:I,L; 4.11:D; 4.12:H,I; 4.23:A; 4.24:A TAAS: 4R 4,5

LITERACY PLACE WEEKLY ORGANIZER: WRAP-UP

DAY 1	DAY 2	DAY 3	DAY 4	DAY 5
<ul style="list-style-type: none"> • TRADE BOOK LIBRARY • TECHNOLOGY • PROJECT 	<ul style="list-style-type: none"> • TRADE BOOK LIBRARY • TECHNOLOGY • PROJECT 	<ul style="list-style-type: none"> • TRADE BOOK LIBRARY • PROJECT 	<ul style="list-style-type: none"> • TRADE BOOK LIBRARY • PROJECT • HOME INVOLVEMENT 	<ul style="list-style-type: none"> • TRADE BOOK LIBRARY • PRESENTATION SKILL • END OF UNIT ASSESSMENT
TEKS: 4.1:A; 4.4:A; 4.5:B,D; 4.8:B; 4.10:K; 4.11:A; 4.13:B; 4.15:A,C,F; 4.19:A,B,F; 4.20:A,E; 4.25:A TAAS: 4R 4; 4W 1,2,4	TEKS: 4.1:A; 4.4:A; 4.5:B,D; 4.8:B; 4.10:K; 4.11:A; 4.13:B; 4.15:A,C,F; 4.19:A,B,F; 4.20:A,E; 4.25:A TAAS: 4R 4; 4W 1,2,4	TEKS: 4.4:A; 4.5:B,D; 4.8:B; 4.9:E; 4.11:A; 4.13:B; 4.15:A,C,F; 4.19:A,B,F; 4.20:A,E; 4.25:A TAAS: 4R 4; 4W 1,2,4	TEKS: 4.4:A; 4.5:A,B,D; 4.8:B; 4.9:E; 4.13:B; 4.15:A,C,F; 4.19:A,B,F; 4.20:A,E; 4.25:A TAAS: 4W 1,2,4	TEKS: 4.2:A,B; 4.4:A; 4.15:A,C,F; 4.19:A,D; 4.20:C; 4.23:A,B,C TAAS: 4W 1