
















# Literacy Place Weekly Organizer

## Ali Baba Hunts for a Bear

|  | DAY 1  | DAY 2   |  |
|--|--|---|--|
| <p><b>READ</b> and Introduce Skills</p> <ul style="list-style-type: none"> <li>• VOCABULARY</li> <li>• PHONICS</li> <li>• COMPREHENSION</li> <li>• LITERARY ELEMENT</li> </ul>   | <p><b>BUILD BACKGROUND</b>, ▲ p. T241</p> <p> <b>VOCABULARY</b>: ▲ * pp. T242–T243<br/>Vocabulary Transparency 17<br/>Practice Book, p. 221</p> <p><b>PREVIEW AND PREDICT</b>, p. T244</p> <p><b>READ</b>: ▲ ■ *<br/>“Ali Baba Hunts for a Bear,”<br/>pp. T244–T249</p> <p><b>GENRE</b>: Humorous Fiction, p. T245</p> <p> <b>COMPREHENSION</b>:<br/>Make Predictions, p. T247 </p> | <p><b>READ</b>: ▲ ■ * ●<br/>“Ali Baba Hunts for a Bear,”<br/>pp. T250–T257</p> <p> <b>LITERARY ELEMENT</b>:<br/>Character, p. T251</p> <p> <b>COMPREHENSION</b>:<br/>Evaluate Fact/Nonfact, p. T255</p>   |  |
| <p><b>WRITE</b> and Respond</p> <ul style="list-style-type: none"> <li>• GRAMMAR</li> <li>• USAGE</li> <li>• MECHANICS</li> <li>• SPELLING</li> <li>• WRITING</li> </ul>   | <p><b>WRITING WORKSHOP</b>: Introduce,<br/>p. T241</p> <p><b>JOURNAL</b>: Make Predictions, p. T244</p> <p> <b>SPELLING</b>:<br/>Pretest: More Irregular Verbs, p. R30<br/>Spelling Resource Book, p. 109</p> <p> <b>GRAMMAR, USAGE, MECHANICS</b>:<br/>Teach/Model: Compound Sentences,<br/>p. R32</p> <p><b>ORAL LANGUAGE</b>, p. T249</p>   | <p><b>WRITING WORKSHOP</b>: Prewrite,<br/>p. T257<br/>Practice Book, p. 222</p> <p> <b>SPELLING</b>:<br/>Vocabulary Practice, p. R30<br/>Spelling Resource Book, pp. 110–112</p> <p> <b>GRAMMAR, USAGE, MECHANICS</b>:<br/>Practice, p. R32</p> <p><b>ORAL LANGUAGE</b>, p. T257</p> |  |
| <p><b>EXTEND SKILLS</b><br/>and Apply to Literature</p> <ul style="list-style-type: none"> <li>• INTEGRATED LANGUAGE ARTS</li> <li>• LISTENING/SPEAKING/VIEWING</li> <li>• INTEGRATED CURRICULUM</li> <li>• GUIDED READING</li> <li>• INDEPENDENT READING</li> </ul> | <p><b>READ ALOUD</b>, p. T249</p> <p><b>SCHOLASTIC GUIDED READING PROGRAM</b>, p. T249</p> <p><b>TRADE BOOKS</b></p> <ul style="list-style-type: none"> <li>• <i>Charlotte's Web</i></li> <li>• <i>Come Back, Salmon</i></li> </ul>  | <p><b>READ ALOUD</b>, p. T257</p> <p><b>SCHOLASTIC GUIDED READING PROGRAM</b>, p. T257</p> <p><b>INTEGRATED CURRICULUM</b>:<br/>The Arts, p. R35</p> <p><b>TRADE BOOKS</b></p> <ul style="list-style-type: none"> <li>• <i>Listening to Crickets</i></li> <li>• <i>The Secret of the Seal</i></li> </ul>  |  |
| <p><b>TEKS/TAAS</b></p>  | <p>TEKS: 4.4:A; 4.6:A; 4.7:A,B,D,E;<br/>4.8:A,B,C; 4.9:A,B,C,D,E;<br/>4.10:A,B,G,H; 4.12:D,G; 4.15:A,D,F;<br/>4.18:B; 4.19:H</p> <p>TAAS: <b>4R</b> 1,2,3,4,5; <b>4W</b> 1,3,5,7</p>   | <p>TEKS: 4.5:C,F; 4.6:A; 4.7:A,B;<br/>4.8:A,B,C; 4.9:A,B; 4.10:A,D,G,H,J,L;<br/>4.11:B; 4.12:H; 4.13:D; 4.15:A,C,F;<br/>4.19:A</p> <p>TAAS: <b>4R</b> 1,2,3,4,5,6; <b>4W</b> 1,3,5</p>  |  |
| <p><b>TECHNOLOGY</b> and<br/><b>REAL-WORLD SKILLS</b></p>  | <p> <b>WORD PROCESSING</b><br/>Writing Skills, p. T247</p>  | <p> <b>SMART PLACE CD-ROM</b><br/>Viewing Skills, p. T255</p> <p><b>WORKSHOP</b>, pp. T321–T326</p>   |  |











**MODIFY INSTRUCTION**

- INTERVENTION    ▲ ESL/ELD    ■ EXTRA HELP
- \* GIFTED & TALENTED    ☑ = TESTED SKILL

| DAY 3  | DAY 4  | DAY 5  |
|--|--|--|
| <p><b>READ:</b> ▲ ■ *</p> <p>"Veronica Gonzales-Vest: Park Ranger," pp. T258–T261</p> <p><b>GENRE:</b> Interview, p. T261</p> <p>☑ <b>COMPREHENSION:</b> ▲ ■</p> <p>Make Predictions, pp. T264–T265<br/>Transparency 62<br/>Practice Book, pp. 226–228</p> <p><b>INTERVENTION,</b> ● p. T266</p> <p>Phonics: Words With /ə/<br/>Comprehension: Make Predictions<br/>Fluency: Readers Theater</p>               | <p><b>LITERATURE CONNECTION:</b></p> <p>"Ali Baba Hunts for a Bear," p. T268</p> <p><b>CONTEXT CLUES:</b> ▲</p> <p>Unfamiliar Words, p. T270</p> <p><b>CONTENT AREA VOCABULARY,</b><br/>p. T271</p>  | <p><b>READING ASSESSMENT:</b></p> <p>Selection Test, p. T274</p> <p><b>MODIFYING ASSESSMENT,</b> p. T274</p> <p>ESL/ELD: Vocabulary<br/>Extra Help: Comprehension</p> <p><b>PERFORMANCE-BASED ASSESSMENT:</b></p> <p>One-Minute Fluency, p. T275<br/>Conference, p. T275</p>           |
| <p><b>RESPOND:</b> ▲ *</p> <p>Think About Reading, p. T262<br/>Write a Postcard, p. T263<br/>Practice Book, p. 224</p> <p>☑ <b>SPELLING:</b></p> <p>Write/Proofread, p. R31<br/>Spelling Resource Book, p. 113</p> <p>☑ <b>GRAMMAR, USAGE, MECHANICS:</b></p> <p>Practice, p. R33<br/>Practice Book, p. 225</p> <p><b>ORAL LANGUAGE,</b> p. T263</p>   | <p><b>WRITING WORKSHOP:</b></p> <p>Summary, p. T268</p> <p><b>Writer's Craft:</b> Avoid Unnecessary<br/>Details, p. T269<br/>Transparency 63<br/>Practice Book, p. 222</p> <p>☑ <b>SPELLING:</b></p> <p>Study/Review, p. R31<br/>Spelling Resource Book, p. 200</p> <p>☑ <b>GRAMMAR, USAGE, MECHANICS:</b></p> <p>Apply, p. R33</p> <p><b>ORAL LANGUAGE,</b> p. T269</p> | <p><b>WRITING ASSESSMENT,</b> p. T276</p> <p>Student Model<br/>Students' Writing Rubric</p> <p>☑ <b>SPELLING:</b></p> <p>Posttest, p. R31<br/>Spelling Resource Book, p. 202</p> <p>☑ <b>GRAMMAR, USAGE, MECHANICS:</b></p> <p>Assess, p. R33</p> <p><b>ORAL LANGUAGE,</b> p. T276</p> |
| <p><b>RESPOND:</b> Literature Circle, p. T263</p> <p><b>INTEGRATED CURRICULUM:</b></p> <p>Social Studies, p. R35;<br/>Math, p. R34; Science, p. R34</p> <p><b>READ ALOUD,</b> p. T267</p> <p><b>SCHOLASTIC GUIDED READING<br/>PROGRAM,</b> p. T267</p> <p><b>OPTIONAL MATERIALS,</b> ● p. T267</p> <p>Read 180 book: <i>The Revenge of the Fireflies</i><br/>"Ali Baba Hunts for a Bear"<br/>audiocassette</p> | <p><b>READ ALOUD,</b> p. T273</p> <p><b>SCHOLASTIC GUIDED READING<br/>PROGRAM,</b> p. T273</p> <p><b>STUDY SKILLS:</b></p> <p>Taking Language Arts Tests,<br/>pp. T272–T273<br/>Practice Book, p. 229</p>  | <p><b>READ ALOUD,</b> p. T278</p> <p><b>SCHOLASTIC GUIDED READING<br/>PROGRAM,</b> p. T278</p> <p><b>INTEGRATED LANGUAGE ARTS:</b></p> <p>Design a Nature Trail, p. T277<br/>Journal, p. T277<br/>Make a Bear Poster, p. T278<br/>Plan a Camping Trip, p. T278</p>                     |
| <p>TEKS: 4.3:A; 4.4:A; 4.5:B,C; 4.6:A;<br/>4.7:A,B,C,E; 4.8:A,B; 4.9:A;<br/>4.10:G,K,L; 4.11:D; 4.12:D,G; 4.13:D;<br/>4.15:F; 4.19:H; 4.22:B</p> <p>TAAS: 4R 2,3,4,5; 4W 1,3,7</p>   | <p>TEKS: 4.4:A; 4.7:A,B; 4.8:C;<br/>4.9:A,B,E; 4.10:G,K,L; 4.15:A,C,F;<br/>4.17:A; 4.18:B; 4.19:A,B,C,D,E,F,G,H;<br/>4.20:D; 4.25:A</p> <p>TAAS: 4R 1,3; 4W 1,2,3,4,5,6,7</p>  | <p>TEKS: 4.4:A; 4.5:B,F; 4.7:A,B,C,D,E;<br/>4.8:A,B,C; 4.9:A; 4.10:F,G,J,K;<br/>4.11:D; 4.12:H; 4.15:A,C,F; 4.19:H;<br/>4.20:A,C; 4.25:A</p> <p>TAAS: 4R 3,4,5,6; 4W 1,3,7</p>   |
| <p> <b>INTERNET</b></p> <p>Communicating by E-Mail, p. T263</p> <p><b>WORKSHOP,</b> pp. T321–T326</p>   | <p> <b>SMART PLACE CD-ROM</b></p> <p>Expand Vocabulary, p. T271</p> <p> <b>WORD PROCESSING</b></p> <p>Study Skills, p. T273</p> <p><b>WORKSHOP,</b> pp. T321–T326</p>                              | <p> <b>DESKTOP PUBLISHING</b></p> <p>Presentation Tools, p. T277</p> <p><b>WORKSHOP,</b> pp. T321–T326</p>  |





# Literacy Place Weekly Organizer

## Thirteen Moons on Turtle's Back

|  | DAY 1  | DAY 2   |  |
|--|--|---|--|
| <p><b>READ</b> and Introduce Skills</p> <ul style="list-style-type: none"> <li>• VOCABULARY</li> <li>• PHONICS</li> <li>• COMPREHENSION</li> <li>• LITERARY ELEMENT</li> </ul>   | <p><b>BUILD BACKGROUND</b>, ▲ p. T285</p> <p> <b>VOCABULARY</b>: ▲ ■ pp. T286–T287<br/>Vocabulary Transparency 18<br/>Transparency 64<br/>Practice Book, p. 230</p> <p><b>PREVIEW AND PREDICT</b>, p. T288</p> <p><b>READ</b>: ▲ ■ * ●<br/><i>Thirteen Moons on Turtle's Back</i>, pp. T288–T293</p> <p><b>GENRE</b>: Legend, p. T289</p> <p> <b>COMPREHENSION</b>: <br/>Visualize, p. T291</p> | <p><b>READ</b>: ▲ ■ *<br/><i>Thirteen Moons on Turtle's Back</i>, pp. T294–T299</p> <p> <b>COMPREHENSION</b>:<br/>Use Picture Clues, p. T295</p>   |  |
| <p><b>WRITE</b> and Respond</p> <ul style="list-style-type: none"> <li>• GRAMMAR</li> <li>• USAGE</li> <li>• MECHANICS</li> <li>• SPELLING</li> <li>• WRITING</li> </ul>   | <p><b>WRITING WORKSHOP</b>: Introduce, p. T285</p> <p><b>JOURNAL</b>: Make Predictions, p. T288</p> <p> <b>SPELLING</b>:<br/>Pretest: Compound Words, p. R36<br/>Spelling Resource Book, p. 114</p> <p> <b>GRAMMAR, USAGE, MECHANICS</b>:<br/>Teach/Model: Adverbs That Tell When or Where, p. R38</p> <p><b>ORAL LANGUAGE</b>, p. T293</p>  | <p><b>WRITING WORKSHOP</b>: Prewrite, p. T299<br/>Practice Book, p. 231</p> <p> <b>SPELLING</b>:<br/>Vocabulary Practice, p. R36<br/>Spelling Resource Book, pp. 115–117</p> <p> <b>GRAMMAR, USAGE, MECHANICS</b>:<br/>Practice, p. R38</p> <p><b>ORAL LANGUAGE</b>, p. T299</p> |  |
| <p><b>EXTEND SKILLS</b> and Apply to Literature</p> <ul style="list-style-type: none"> <li>• INTEGRATED LANGUAGE ARTS</li> <li>• LISTENING/SPEAKING/VIEWING</li> <li>• INTEGRATED CURRICULUM</li> <li>• GUIDED READING</li> <li>• INDEPENDENT READING</li> </ul> | <p><b>READ ALOUD</b>, p. T293</p> <p><b>SCHOLASTIC GUIDED READING PROGRAM</b>, p. T293</p> <p><b>INTEGRATED CURRICULUM</b>:<br/>Math, p. R40<br/>The Arts, p. R41</p> <p><b>TRADE BOOKS</b></p> <ul style="list-style-type: none"> <li>• <i>Charlotte's Web</i></li> <li>• <i>Come Back, Salmon</i></li> </ul>   | <p><b>READ ALOUD</b>, p. T299</p> <p><b>SCHOLASTIC GUIDED READING PROGRAM</b>, p. T299</p> <p><b>INTEGRATED CURRICULUM</b>:<br/>Science, p. R40<br/>Social Studies, p. R41</p> <p><b>TRADE BOOKS</b></p> <ul style="list-style-type: none"> <li>• <i>Listening to Crickets</i></li> <li>• <i>The Secret of the Seal</i></li> </ul>  |  |
| TEKS/TAAS  | <p>TEKS: 4.4:A; 4.5:C; 4.7:A,B,D,E; 4.8:A,B,C; 4.9:A,B,C,D,E; 4.10:A,B,C,D,H; 4.11:B,D; 4.12:D,G; 4.15:A,C,F; 4.18:B</p> <p>TAAS: 4R 1,4,5; 4W 1,3,5,7</p>   | <p>TEKS: 4.4:A; 4.6:A; 4.7:A,B; 4.8:A,B,C; 4.9:A,B,E; 4.10:C,D,G; 4.11:A,B; 4.17:A,C; 4.19:A,H; 4.24:A; 4.25:A</p> <p>TAAS: 4R 1,3,4; 4W 3,7</p>  |  |
| <p><b>TECHNOLOGY</b> and REAL-WORLD SKILLS</p>   | <p> <b>WORD PROCESSING</b><br/>Writing Skills, p. T293</p> <p><b>WORKSHOP</b>, pp. T321–T326</p>  | <p> <b>SPELLING STUDIO CD-ROM</b><br/>Spelling, p. T297</p> <p><b>WORKSHOP</b>, pp. T321–T326</p>   |  |











**MODIFY INSTRUCTION**

- INTERVENTION    ▲ ESL/ELD    ■ EXTRA HELP
- \* GIFTED & TALENTED    ☑ = TESTED SKILL

|  | DAY 3   | DAY 4   | DAY 5  |
|--|---|---|--|
|  | <p><b>READ:</b> ▲ ■ *<br/>"Leopard," pp. T300–T303</p> <p><b>GENRE:</b> Folk Tale, p. T301</p> <p>☑ <b>AUTHOR'S CRAFT:</b><br/>Onomatopoeia, p. T303</p> <p>☑ <b>COMPREHENSION:</b> ▲ *<br/>Visualize, pp. T306–T307<br/>Transparency 65<br/>Practice Book, pp. 234–236</p> <p><b>INTERVENTION,</b> ● p. T308<br/>Phonics: Syllabication: Vowel Digraphs<br/>Comprehension: Visualize<br/>Fluency: Paired Reading</p> | <p><b>LITERATURE CONNECTION:</b><br/>"Leopard," p. T310</p> <p><b>VOCABULARY:</b> ▲<br/>Sensory Words, p. T312</p> <p><b>CONTENT AREA VOCABULARY,</b><br/>p. T313</p>   | <p><b>READING ASSESSMENT:</b><br/>Selection Test, p. T316</p> <p><b>MODIFYING ASSESSMENT,</b> p. T316<br/>ESL/ELD: Vocabulary<br/>Extra Help: Comprehension</p> <p><b>PERFORMANCE-BASED ASSESSMENT:</b><br/>Conference, p. T317<br/>One-Minute Fluency, p. T317</p>            |
|  | <p><b>RESPOND:</b> ▲ ■<br/>Think About Reading, p. T304<br/>Write a Description, p. T305<br/>Practice Book, p. 232</p> <p>☑ <b>SPELLING:</b><br/>Write/Proofread, p. R37<br/>Spelling Resource Book, p. 118</p> <p>☑ <b>GRAMMAR, USAGE, MECHANICS:</b><br/>Practice, p. R39<br/>Practice Book, p. 233</p> <p><b>ORAL LANGUAGE,</b> p. T305</p>  | <p><b>WRITING WORKSHOP:</b><br/>Pourquoi Tale, p. T310<br/><b>Writer's Craft:</b> Onomatopoeia, p. T311<br/>Transparency 66<br/>Practice Book, p. 231</p> <p>☑ <b>SPELLING:</b><br/>Study/Review, p. R37<br/>Spelling Resource Book, p. 200</p> <p>☑ <b>GRAMMAR, USAGE, MECHANICS:</b><br/>Apply, p. R39</p> <p><b>ORAL LANGUAGE,</b> p. T311</p> | <p><b>WRITING ASSESSMENT,</b> p. T318<br/>Student Model<br/>Students' Writing Rubric</p> <p>☑ <b>SPELLING:</b><br/>Posttest, p. R37<br/>Spelling Resource Book, p. 202</p> <p>☑ <b>GRAMMAR, USAGE, MECHANICS:</b><br/>Assess, p. R39</p> <p><b>ORAL LANGUAGE,</b> p. T318</p>  |
|  | <p><b>RESPOND:</b> Literature Circle,<br/>p. T305</p> <p><b>READ ALOUD,</b> p. T309</p> <p><b>SCHOLASTIC GUIDED READING PROGRAM,</b> p. T309</p> <p><b>OPTIONAL MATERIALS,</b> ● p. T309<br/>Read 180 book: <i>The Torch Runner</i><br/><i>Thirteen Moons on Turtle's Back</i><br/>audiocassette</p>  | <p><b>READ ALOUD,</b> p. T315</p> <p><b>SCHOLASTIC GUIDED READING PROGRAM,</b> p. T315</p> <p><b>ORAL LANGUAGE:</b><br/>Retell a Story, pp. T314–T315<br/>Practice Book, p. 237</p>   | <p><b>READ ALOUD,</b> p. T320</p> <p><b>SCHOLASTIC GUIDED READING PROGRAM,</b> p. T320</p> <p><b>INTEGRATED LANGUAGE ARTS:</b><br/>Acting Out: Leopard and Zebra,<br/>p. T319<br/>The Real Scoop on Leopard, p. T319<br/>Weather Poems, p. T320<br/>The Name Game, p. T320</p> |
|  | <p>TEKS: 4.3:B; 4.4:A,C; 4.7:A,B,C,E;<br/>4.8:A,B; 4.9:A; 4.10:B,D,H,K,L;<br/>4.11:A; 4.12:D,F,G; 4.15:F; 4.19:H;<br/>4.24:A; 4.25:A</p> <p>TAAS: 4R 4,5; 4W 1,3,7</p>  | <p>TEKS: 4.1:A,B; 4.4:A; 4.5:A,C,D;<br/>4.7:A,B; 4.8:C; 4.9:A,E; 4.10:K,L;<br/>4.15:A,C,F; 4.18:B,D;<br/>4.19:A,B,C,D,E,F,G,H; 4.20:D</p> <p>TAAS: 4W 1,2,3,4,5,6,7</p>   | <p>TEKS: 4.3:A; 4.4:A; 4.5:C,D;<br/>4.7:A,B,C,D,E; 4.8:A,B,C; 4.10:C,K;<br/>4.11:A; 4.15:A,C,D,F; 4.18:B; 4.25:A</p> <p>TAAS: 4R 4; 4W 1,3,5,7</p>   |
|  | <p> <b>ELECTRONIC THESAURUS</b><br/>Language Development, p. T305</p> <p><b>WORKSHOP,</b> pp. T321–T326</p>  | <p> <b>SCHOLASTIC NETWORK</b><br/>Expand Vocabulary, p. T313</p> <p> <b>AUDIO</b><br/>Listening Skills, p. T315</p> <p><b>WORKSHOP,</b> pp. T321–T326</p>                   | <p> <b>SMART PLACE CD-ROM</b><br/>Presentation Tools, p. T320</p> <p><b>WORKSHOP,</b> pp. T321–T326</p>   |





# Literacy Place Weekly Organizer

## Swimming with Sea Lions

|  | DAY 1  | DAY 2   |  |
|--|--|---|--|
| <p><b>READ</b> and Introduce Skills</p> <ul style="list-style-type: none"> <li>• VOCABULARY</li> <li>• PHONICS</li> <li>• COMPREHENSION</li> <li>• LITERARY ELEMENT</li> </ul>   | <p><b>BUILD BACKGROUND</b>, ▲ p. T333</p> <p> <b>VOCABULARY</b>: ▲ ■ pp. T334–T335<br/>Vocabulary Transparency 19<br/>Transparency 67<br/>Practice Book, p. 240</p> <p><b>PREVIEW AND PREDICT</b>, p. T336</p> <p><b>READ</b>: ▲ ■ * ●<br/><i>Swimming with Sea Lions</i>,<br/>pp. T336–T341</p> <p><b>GENRE</b>: Diary, p. T337</p> <p> <b>LITERARY ELEMENT</b>: <br/>Setting, p. T339</p> | <p><b>READ</b>: ▲ ■ * ●<br/><i>Swimming with Sea Lions</i>,<br/>pp. T342–T347</p> <p> <b>COMPREHENSION</b>:<br/>Sequence, p. T343<br/>Fact/Opinion, p. T345</p>  |  |
| <p><b>WRITE</b> and Respond</p> <ul style="list-style-type: none"> <li>• GRAMMAR</li> <li>• USAGE</li> <li>• MECHANICS</li> <li>• SPELLING</li> <li>• WRITING</li> </ul>   | <p><b>WRITING WORKSHOP</b>: Introduce,<br/>p. T333</p> <p><b>JOURNAL</b>: Make Predictions, p. T336</p> <p> <b>SPELLING</b>:<br/>Pretest: Words With <i>-er</i> and <i>-est</i>,<br/>p. R42<br/>Spelling Resource Book, p. 119</p> <p> <b>GRAMMAR, USAGE, MECHANICS</b>:<br/>Teach/Model: Adverbs That Tell How,<br/>p. R44</p> <p><b>ORAL LANGUAGE</b>, p. T341</p>   | <p><b>WRITING WORKSHOP</b>: Prewrite,<br/>p. T347<br/>Practice Book, p. 241</p> <p> <b>SPELLING</b>:<br/>Vocabulary Practice, p. R42<br/>Spelling Resource Book, pp. 120–122</p> <p> <b>GRAMMAR, USAGE, MECHANICS</b>:<br/>Practice, p. R44</p> <p><b>ORAL LANGUAGE</b>, p. T347</p> |  |
| <p><b>EXTEND SKILLS</b><br/>and Apply to Literature</p> <ul style="list-style-type: none"> <li>• INTEGRATED LANGUAGE ARTS</li> <li>• LISTENING/SPEAKING/VIEWING</li> <li>• INTEGRATED CURRICULUM</li> <li>• GUIDED READING</li> <li>• INDEPENDENT READING</li> </ul> | <p><b>READ ALOUD</b>, p. T341</p> <p><b>SCHOLASTIC GUIDED READING PROGRAM</b>, p. T341</p> <p><b>TRADE BOOKS</b></p> <ul style="list-style-type: none"> <li>• <i>Charlotte's Web</i></li> <li>• <i>Come Back, Salmon</i></li> </ul>  | <p><b>READ ALOUD</b>, p. T347</p> <p><b>SCHOLASTIC GUIDED READING PROGRAM</b>, p. T347</p> <p><b>INTEGRATED CURRICULUM</b>:<br/>Math, p. R46<br/>Science, p. R46<br/>Social Studies, p. R47<br/>The Arts, p. R47</p> <p><b>TRADE BOOKS</b></p> <ul style="list-style-type: none"> <li>• <i>Listening to Crickets</i></li> <li>• <i>The Secret of the Seal</i></li> </ul>  |  |
| TEKS/TAAS  | <p>TEKS: 4.4:A; 4.6:A,C; 4.7:A,B,D,E;<br/>4.8:A,B,C; 4.9:A,C,E; 4.10:A,B,G,H;<br/>4.11:D; 4.12:D,G,I,J; 4.13:A,C</p> <p>TAAS: 4R 2,3,4,5,6; 4W 1,3,5,7</p>   | <p>TEKS: 4.4:A; 4.6:A,C; 4.7:A,B;<br/>4.8:A,B,C; 4.9:A,C; 4.10:G,H,<br/>J,K,L; 4.11:B,D; 4.15:A,C,F; 4.18:B;<br/>4.19:A; 4.21:D</p> <p>TAAS: 4R 2,3,4,5,6; 4W 1,3,5</p>   |  |
| <p><b>TECHNOLOGY</b> and<br/><b>REAL-WORLD SKILLS</b></p>  | <p> <b>SMART PLACE CD-ROM</b><br/>Finding the Facts, p. T339</p> <p><b>WORKSHOP</b>, pp. T321–T326</p>  | <p> <b>WORD PROCESSING</b><br/>Organizing Information, p. T347</p> <p><b>WORKSHOP</b>, pp. T321–T326</p>  |  |











**MODIFY INSTRUCTION**

- INTERVENTION    ▲ ESL/ELD    ■ EXTRA HELP
- \* GIFTED & TALENTED    ☑ = TESTED SKILL

|  | DAY 3  | DAY 4   | DAY 5  |
|--|--|---|--|
|  | <p><b>READ:</b> ▲ ■ *<br/>"Wild Things," pp. T348–T353</p> <p>☑ <b>LITERARY ELEMENT:</b> ▲ ■<br/>Setting, pp. T356–T357<br/>Transparency 68<br/>Practice Book, pp. 244–246</p> <p>☑ <b>COMPREHENSION:</b> ▲ *<br/>Fact/Opinion, pp. T358–T359<br/>Transparency 69<br/>Practice Book, pp. 245, 247–248</p> <p><b>INTERVENTION,</b> ● p. T360<br/>Syllabication: <i>r</i>-Controlled Vowels<br/>Literary Element: Setting<br/>Fluency: Repeated Readings</p> | <p><b>LITERATURE CONNECTION:</b><br/><i>Swimming with Sea Lions</i>, p. T362</p> <p><b>PHONICS:</b> ▲<br/>Syllabication: <i>r</i>-Controlled Vowels,<br/>p. T364</p> <p><b>CONTENT AREA VOCABULARY,</b><br/>p. T365</p>   | <p><b>READING ASSESSMENT:</b><br/>Selection Test, p. T368</p> <p><b>MODIFYING ASSESSMENT,</b> p. T368<br/>ESL/ELD: Vocabulary<br/>Extra Help: Literary Element</p> <p><b>PERFORMANCE-BASED ASSESSMENT:</b><br/>One-Minute Fluency, p. T369<br/>Conference, p. T369</p>                             |
|  | <p><b>RESPOND:</b> ▲ ■<br/>Think About Reading, p. T354<br/>Write an E-Mail Message, p. T355<br/>Practice Book, p. 242</p> <p>☑ <b>SPELLING:</b><br/>Write/Proofread, p. R43<br/>Spelling Resource Book, p. 123</p> <p>☑ <b>GRAMMAR, USAGE, MECHANICS:</b><br/>Practice, p. R45<br/>Practice Book, p. 243</p> <p><b>ORAL LANGUAGE,</b> p. T355</p>   | <p><b>WRITING WORKSHOP:</b><br/>Observation Report, p. T362<br/><b>Writer's Craft:</b> Arrange Details, p. T363<br/>Transparency 70<br/>Practice Book, p. 241</p> <p>☑ <b>SPELLING:</b><br/>Study/Review, p. R43<br/>Spelling Resource Book, p. 200</p> <p>☑ <b>GRAMMAR, USAGE, MECHANICS:</b><br/>Apply, p. R45</p> <p><b>ORAL LANGUAGE,</b> p. T363</p> | <p><b>WRITING ASSESSMENT,</b> p. T370<br/>Student Model<br/>Students' Writing Rubric</p> <p>☑ <b>SPELLING:</b><br/>Posttest, p. R43<br/>Spelling Resource Book, p. 202</p> <p>☑ <b>GRAMMAR, USAGE, MECHANICS:</b><br/>Assess, p. R45</p> <p><b>ORAL LANGUAGE,</b> p. T370</p>                      |
|  | <p><b>RESPOND:</b> Literature Circle,<br/>p. T355</p> <p><b>READ ALOUD,</b> p. T361</p> <p><b>SCHOLASTIC GUIDED READING PROGRAM,</b> p. T361</p> <p><b>OPTIONAL MATERIALS,</b> ● p. T361<br/>Read 180 book: <i>The Torch Runner</i><br/><i>Swimming with Sea Lions</i><br/>audiocassette</p>   | <p><b>READ ALOUD,</b> p. T367</p> <p><b>SCHOLASTIC GUIDED READING PROGRAM,</b> p. T367</p> <p>☑ <b>STUDY SKILLS:</b><br/>Outline, pp. T366–T367<br/>Practice Book, p. 250</p>   | <p><b>READ ALOUD,</b> p. T372</p> <p><b>SCHOLASTIC GUIDED READING PROGRAM,</b> p. T372</p> <p><b>INTEGRATED LANGUAGE ARTS:</b><br/>Create a Vacation Guide, p. T371<br/>An Underwater Story, p. T371<br/>Report About the <i>Beagle</i>, p. T372<br/>How to Be a Galápagos Ranger,<br/>p. T372</p> |
|  | <p>TEKS: 4.4:A; 4.5:D; 4.7:A,B,C,E;<br/>4.8:A,B; 4.9:A,C; 4.10:C,D,F,H,J,K,L;<br/>4.11:A,B; 4.12:I; 4.15:F; 4.17:A;<br/>4.19:H; 4.22:B</p> <p>TAAS: 4R 2,3,4,5,6; 4W 1,3,7</p>   | <p>TEKS: 4.4:A; 4.7:A,B; 4.8:C; 4.9:B,E;<br/>4.10:K,L; 4.13:A,C; 4.15:A,C,F;<br/>4.17:A; 4.18:B,D; 4.19:A,B,C,D,E,F,<br/>G,H; 4.20:D; 4.21:A,D; 4.25:A</p> <p>TAAS: 4R 1; 4W 1,2,3,4,5,6,7</p>  | <p>TEKS: 4.4:A; 4.5:B,F; 4.7:A,B,C,D,E;<br/>4.8:A,B,C; 4.9:A,E; 4.10:E,G,J,K;<br/>4.12:I; 4.15:A,C,D,F; 4.25:A</p> <p>TAAS: 4R 2,3,5,6; 4W 1,3,7</p>   |
|  | <p> <b>SCHOLASTIC NETWORK</b><br/>Communicating Through E-Mail,<br/>p. T355</p> <p><b>WORKSHOP,</b> pp. T321–T326</p>   | <p> <b>INTERNET</b><br/>Expand Vocabulary, p. T365</p> <p> <b>WORD PROCESSING</b><br/>Study Skills, p. T367</p> <p><b>WORKSHOP,</b> pp. T321–T326</p>                               | <p> <b>SMART PLACE CD-ROM</b><br/>Presentation Tools, p. T372</p> <p><b>WORKSHOP,</b> pp. T321–T326</p>   |





# Literacy Place Weekly Organizer

## The Great Kapok Tree

|  | DAY 1   | DAY 2   |  |
|--|---|---|--|
| <p><b>READ</b> and Introduce Skills</p> <ul style="list-style-type: none"> <li>• VOCABULARY</li> <li>• PHONICS</li> <li>• COMPREHENSION</li> <li>• LITERARY ELEMENT</li> </ul>   | <p><b>BUILD BACKGROUND</b>, ▲ p. T379</p> <p> <b>VOCABULARY</b>: ▲ * pp. T380–T381<br/>Vocabulary Transparency 20<br/>Transparency 71<br/>Practice Book, p. 251</p> <p><b>PREVIEW AND PREDICT</b>, p. T382</p> <p><b>READ</b>: ▲ ■ * ●<br/><i>The Great Kapok Tree</i>, pp. T382–T387</p> <p><b>GENRE</b>:<br/>Environmental Fiction, p. T383</p> <p> <b>COMPREHENSION</b>:<br/>Cause/Effect, p. T385 </p> | <p><b>READ</b>: ▲ ■ *<br/><i>The Great Kapok Tree</i>, pp. T388–T395</p> <p> <b>LITERARY ELEMENTS</b>:<br/>Setting, p. T389<br/>Theme, p. T391</p> <p><b>COMPREHENSION</b>:<br/>Make Predictions, p. T393</p>  |  |
| <p><b>WRITE</b> and Respond</p> <ul style="list-style-type: none"> <li>• GRAMMAR</li> <li>• USAGE</li> <li>• MECHANICS</li> <li>• SPELLING</li> <li>• WRITING</li> </ul>   | <p><b>WRITING WORKSHOP</b>:<br/>Introduce, p. T379</p> <p><b>JOURNAL</b>:<br/>Make Predictions, p. T382</p> <p> <b>SPELLING</b>:<br/>Pretest: Plurals, p. R48<br/>Spelling Resource Book, p. 124</p> <p> <b>GRAMMAR, USAGE, MECHANICS</b>:<br/>Teach/Model: Subject and Object<br/>Pronouns, p. R50</p> <p><b>ORAL LANGUAGE</b>, p. T387</p>  | <p><b>WRITING WORKSHOP</b>:<br/>Prewrite, p. T395<br/>Practice Book, p. 252</p> <p> <b>SPELLING</b>:<br/>Vocabulary Practice, p. R48<br/>Spelling Resource Book, pp. 125–127</p> <p> <b>GRAMMAR, USAGE, MECHANICS</b>:<br/>Practice, p. R50</p> <p><b>ORAL LANGUAGE</b>, p. T395</p> |  |
| <p><b>EXTEND SKILLS</b><br/>and Apply to Literature</p> <ul style="list-style-type: none"> <li>• INTEGRATED LANGUAGE ARTS</li> <li>• LISTENING/SPEAKING/VIEWING</li> <li>• INTEGRATED CURRICULUM</li> <li>• GUIDED READING</li> <li>• INDEPENDENT READING</li> </ul> | <p><b>READ ALOUD</b>, p. T387</p> <p><b>SCHOLASTIC GUIDED READING PROGRAM</b>, p. T387</p> <p><b>INTEGRATED CURRICULUM</b>:<br/>The Arts, p. R53</p> <p><b>TRADE BOOKS</b></p> <ul style="list-style-type: none"> <li>• <i>Charlotte's Web</i></li> <li>• <i>Come Back, Salmon</i></li> </ul>   | <p><b>READ ALOUD</b>, p. T395</p> <p><b>SCHOLASTIC GUIDED READING PROGRAM</b>, p. T395</p> <p><b>INTEGRATED CURRICULUM</b>:<br/>Math, p. R52<br/>Science, p. R52<br/>Social Studies, p. R53</p> <p><b>TRADE BOOKS</b></p> <ul style="list-style-type: none"> <li>• <i>Listening to Crickets</i></li> <li>• <i>The Secret of the Seal</i></li> </ul>   |  |
| <p>TEKS/TAAS</p>   | <p>TEKS: 4.5:C; 4.6:B; 4.7:A,B,D,E;<br/>4.8:A,B,C; 4.9:A,D; 4.10:A,B,D,E,H;<br/>4.11:D; 4.12:D,G; 4.13:A,C; 4.19:A</p> <p>TAAS: 4R 1,4,5; 4W 1,3,5,7</p>  | <p>TEKS: 4.4:A; 4.5:C; 4.7:A,B;<br/>4.8:A,B,C; 4.9:A; 4.10:C,D,E,F,G,H;<br/>4.11:B,D; 4.12:I; 4.15:A,C,F; 4.18:B;<br/>4.19:A; 4.24:A; 4.25:A,B</p> <p>TAAS: 4R 2,3,4,5; 4W 1,3,5</p>  |  |
| <p><b>TECHNOLOGY</b> and<br/><b>REAL-WORLD SKILLS</b></p>  | <p> <b>CD-ROM/INTERNET</b><br/>Finding the Facts, p. T387</p>  | <p> <b>VIDEO</b><br/>Speaking Skills, p. T395</p> <p><b>PROJECT</b>, pp. T428–T435</p>  |  |

**MODIFY INSTRUCTION**

- INTERVENTION    ▲ ESL/ELD    ■ EXTRA HELP
- \* GIFTED & TALENTED    ☑ = TESTED SKILL

|  | DAY 3   | DAY 4  | DAY 5   |
|--|---|--|---|
|  | <p><b>READ:</b> ▲ ■<br/>"Monarch," pp. T396–T397</p> <p><b>GENRE:</b> Field Guide, p. T397</p> <p>☑ <b>COMPREHENSION:</b> ▲ *<br/>Cause/Effect, pp. T400–T401<br/>Transparency 72<br/>Practice Book, pp. 255–257</p> <p>☑ <b>LITERARY ELEMENT:</b> ▲ ■<br/>Theme, pp. T402–T403<br/>Transparency 73<br/>Practice Book, pp. 256, 258–259</p> <p><b>INTERVENTION,</b> ● p. T404<br/>Phonics: Polysyllabic Words<br/>Comprehension: Cause/Effect<br/>Fluency: Repeated Reading</p> | <p><b>LITERATURE CONNECTION:</b><br/><i>The Great Kapok Tree</i>, p. T406</p> <p><b>PHONICS:</b> ▲<br/>Polysyllabic Words, p. T408</p> <p><b>CONTENT AREA VOCABULARY,</b><br/>p. T409</p>  | <p><b>READING ASSESSMENT:</b><br/>Selection Test, p. T412</p> <p><b>MODIFYING ASSESSMENT,</b> p. T412<br/>ESL/ELD: Vocabulary<br/>Extra Help: Comprehension</p> <p><b>PERFORMANCE-BASED ASSESSMENT:</b><br/>One-Minute Fluency, p. T413<br/>Conference, p. T413</p>                 |
|  | <p><b>RESPOND:</b> ▲<br/>Think About Reading, p. T398<br/>Write a Story Continuation, p. T399<br/>Practice Book, p. 253</p> <p>☑ <b>SPELLING:</b><br/>Write/Proofread, p. R49<br/>Spelling Resource Book, p. 128</p> <p>☑ <b>GRAMMAR, USAGE, MECHANICS:</b><br/>Practice, p. R51<br/>Practice Book, p. 254</p> <p><b>ORAL LANGUAGE,</b> p. T399</p>   | <p><b>WRITING WORKSHOP:</b> Fable, p. T406<br/><b>Writer's Craft:</b> Personification,<br/>p. T407<br/>Transparency 74<br/>Practice Book, p. 252</p> <p>☑ <b>SPELLING:</b><br/>Study/Review, p. R49<br/>Spelling Resource Book, p. 200</p> <p>☑ <b>GRAMMAR, USAGE, MECHANICS:</b><br/>Apply, p. R51</p> <p><b>ORAL LANGUAGE,</b> p. T407</p> | <p><b>WRITING ASSESSMENT,</b> p. T414<br/>Student Model<br/>Students' Writing Rubric</p> <p>☑ <b>SPELLING:</b><br/>Posttest, p. R49<br/>Spelling Resource Book, p. 202</p> <p>☑ <b>GRAMMAR, USAGE, MECHANICS:</b><br/>Assess, p. R51</p> <p><b>ORAL LANGUAGE,</b> p. T414</p>       |
|  | <p><b>RESPOND:</b> Literature Circle, p. T399</p> <p><b>READ ALOUD,</b> p. T405</p> <p><b>SCHOLASTIC GUIDED READING PROGRAM,</b> p. T405</p> <p><b>OPTIONAL MATERIALS,</b> ● p. T405<br/>Sprint Plus book: <i>The Amazing Panda Adventure</i><br/><i>The Great Kapok Tree</i> audiocassette</p>   | <p><b>READ ALOUD,</b> p. T411</p> <p><b>SCHOLASTIC GUIDED READING PROGRAM,</b> p. T411</p> <p>☑ <b>STUDY SKILLS:</b><br/>Use Text Organizers,<br/>pp. T410–T411<br/>Practice Book, p. 262</p>  | <p><b>READ ALOUD,</b> p. T416</p> <p><b>SCHOLASTIC GUIDED READING PROGRAM,</b> p. T416</p> <p><b>INTEGRATED LANGUAGE ARTS:</b><br/>Diagram the Rain Forest, p. T415<br/>Write an Animal Speech, p. T415<br/>Present a Folk Tale, p. T416<br/>Model a Rain Forest Plant, p. T416</p> |
|  | <p>TEKS: 4.4:A; 4.5:C,D; 4.7:A,B,C,E;<br/>4.8:A,B; 4.9:A,C; 4.10:E,F,I,K;<br/>4.11:D; 4.12:D,G; 4.13:D; 4.15:F;<br/>4.17:A; 4.19:A,H</p> <p>TAAS: 4R 2,3,4,5; 4W 1,3,7</p>  | <p>TEKS: 4.6:A; 4.7:A,B; 4.8:C; 4.9:E;<br/>4.10:K,L; 4.13:A,C; 4.15:A,C,F;<br/>4.17:A; 4.18:B,H; 4.19:A,B,C,D,E,F,<br/>G,H; 4.20:D; 4.21:D; 4.25:A</p> <p>TAAS: 4W 1,2,3,4,5,6,7</p>   | <p>TEKS: 4.4:A; 4.5:B,C,D,F;<br/>4.7:A,B,C,D,E; 4.8:A,B,C; 4.10:E,F,K;<br/>4.12:I; 4.13:A,C; 4.15:A,B,F;<br/>4.19:F,H; 4.20:A,C; 4.21:A; 4.25:A</p> <p>TAAS: 4R 2,3,4; 4W 1,3,7</p>   |
|  | <p> <b>WORD PROCESSING</b><br/>Writing Skills, p. T399</p> <p><b>PROJECT,</b> pp. T428–T435</p>  | <p> <b>INTERNET</b><br/>Expand Vocabulary, p. T409</p> <p> <b>SCHOLASTIC WEB SITE</b><br/>Organizing Information, p. T411</p> <p><b>PROJECT,</b> pp. T428–T435</p>     | <p> <b>SMART PLACE CD-ROM</b><br/>Presentation Tools, p. T416</p> <p><b>PROJECT,</b> pp. T428–T435</p>   |

LITERACY PLACE WEEKLY ORGANIZER: EXTENDED STUDY

| DAY 1  | DAY 2  | DAY 3  | DAY 4   | DAY 5   |
|--|--|--|---|---|
| <ul style="list-style-type: none"> <li>• EXTENDED STUDY</li> <li>• TRADE BOOK LIBRARY</li> <li>• PROJECT</li> </ul>  | <ul style="list-style-type: none"> <li>• EXTENDED STUDY</li> <li>• WRITING PROCESS</li> <li>• TRADE BOOK LIBRARY</li> <li>• PROJECT</li> </ul> | <ul style="list-style-type: none"> <li>• EXTENDED STUDY</li> <li>• WRITING PROCESS</li> <li>• TRADE BOOK LIBRARY</li> <li>• PROJECT</li> </ul> | <ul style="list-style-type: none"> <li>• WRITING PROCESS</li> <li>• TRADE BOOK LIBRARY</li> <li>• PROJECT</li> </ul>      | <ul style="list-style-type: none"> <li>• TRADE BOOK LIBRARY</li> <li>• OTHER LITERATURE AND MEDIA</li> <li>• PROJECT</li> </ul> |
| TEKS: 4.4:A; 4.8:B,C; 4.10:E,I,K,L; 4.11:A,B,D; 4.12:H; 4.13:A,C,D,E; 4.15:A; 4.19:A; 4.21:A,C<br>TAAS: 4R 4,5; 4W 1 | TEKS: 4.4:A; 4.8:B,C; 4.10:E,I,K,L; 4.11:A,B,D; 4.12:H; 4.15:B,F; 4.19:A,B,C,D,E, F,G; 4.20:D; 4.21:A,C<br>TAAS: 4R 4,5; 4W 1,2,3,4,5,7        | TEKS: 4.4:A; 4.10:E,I,K,L; 4.11:A,B,D; 4.12:H; 4.13:A,C,E; 4.15:B,F; 4.19:A,B,C, D,E,F,G; 4.21:A,C<br>TAAS: 4R 4,5; 4W 1,2,3,4,5,7             | TEKS: 4.4:A; 4.5:F; 4.10:E,I,K,L; 4.11:D; 4.12:H; 4.15:A,B,F; 4.19:A,B,C,D,E, F,G; 4.22:A<br>TAAS: 4R 4,5; 4W 1,2,3,4,5,7 | TEKS: 4.4:A; 4.5:F; 4.10:E,I,K,L; 4.11:D; 4.12:H<br>TAAS: 4R 4,5  |

LITERACY PLACE WEEKLY ORGANIZER: WRAP-UP

| DAY 1   | DAY 2   | DAY 3   | DAY 4   | DAY 5  |
|---|---|---|---|--|
| <ul style="list-style-type: none"> <li>• TRADE BOOK LIBRARY</li> <li>• PROJECT</li> <li>• TECHNOLOGY</li> </ul>                 | <ul style="list-style-type: none"> <li>• TRADE BOOK LIBRARY</li> <li>• PROJECT</li> <li>• TECHNOLOGY</li> </ul>       | <ul style="list-style-type: none"> <li>• TRADE BOOK LIBRARY</li> <li>• PROJECT</li> </ul>                   | <ul style="list-style-type: none"> <li>• TRADE BOOK LIBRARY</li> <li>• HOME INVOLVEMENT</li> </ul>      | <ul style="list-style-type: none"> <li>• TRADE BOOK LIBRARY</li> <li>• PRESENTATION SKILL</li> <li>• END OF UNIT ASSESSMENT</li> </ul> |
| TEKS: 4.4:A; 4.5:B,D,F;<br>4.8:B; 4.9:E; 4.10:K; 4.11:A;<br>4.15:A,C,F; 4.19:A,B,F;<br>4.21:A; 4.25:A,B<br>TAAS: 4R 4; 4W 1,2,4 | TEKS: 4.4:A; 4.5:B,D,F;<br>4.8:B; 4.9:E; 4.10:K; 4.11:A;<br>4.15:A,C,F; 4.19:A,B,F;<br>4.25:B<br>TAAS: 4R 4; 4W 1,2,4 | TEKS: 4.4:A; 4.5:B,D;<br>4.8:B; 4.9:E; 4.11:A;<br>4.15:A,C,F; 4.19:A,B,F;<br>4.25:B<br>TAAS: 4R 4; 4W 1,2,4 | TEKS: 4.4:A; 4.5:A,B,D;<br>4.8:B; 4.9:E; 4.13:B;<br>4.15:A,C,F; 4.19:A,B,F;<br>4.25:B<br>TAAS: 4W 1,2,4 | TEKS: 4.4:A; 4.5:A,B,D;<br>4.15:A,C,F; 4.19:A,D;<br>4.20:A,C; 4.25:B<br>TAAS: 4W 1   |