















Literacy Place Weekly Organizer

Fox Song

	DAY 1	DAY 2	
READ and Introduce Skills <ul style="list-style-type: none"> • VOCABULARY • PHONICS • COMPREHENSION • LITERARY ELEMENT 	BUILD BACKGROUND , ▲ p. T21  VOCABULARY , ▲ ■ pp. T22–T23 Vocabulary Transparency 1 Transparency 1 Practice Book, p. 12 PREVIEW AND PREDICT , p. T24 READ : ▲ ■ * ● <i>Fox Song</i> , pp. T24–T29  LITERARY ELEMENT : ✓ Flashback, p. T25 ✓ Mood, p. T27 	READ : ▲ ■ * ● <i>Fox Song</i> , pp. T30–T41 CONTEXT CLUES : Unfamiliar Words, p. T31 GENRE : Fiction, p. T33 ILLUSTRATOR'S CRAFT : Characterization, p. T35  AUTHOR'S CRAFT : Metaphor, p. T37 COMPREHENSION : Sequence, p. T39	
WRITE and Respond <ul style="list-style-type: none"> • GRAMMAR • USAGE • MECHANICS • SPELLING • WRITING 	WRITING WORKSHOP : Introduce, p. T21 JOURNAL : Make Predictions, p. T24  SPELLING : Pretest: Homophones, p. R2 Spelling Resource Book, p. 9  GRAMMAR, USAGE, MECHANICS : Teach/Model: Types of Sentences, p. R4 ORAL LANGUAGE , p. T29	WRITING WORKSHOP : Prewrite, p. T41 Practice Book, p. 13  SPELLING : Vocabulary Practice, p. R2 Spelling Resource Book, pp. 10–12  GRAMMAR, USAGE, MECHANICS : Practice, p. R4 ORAL LANGUAGE , p. T41	
EXTEND SKILLS and Apply to Literature <ul style="list-style-type: none"> • INTEGRATED LANGUAGE ARTS • LISTENING/SPEAKING/VIEWING • INTEGRATED CURRICULUM • GUIDED READING • INDEPENDENT READING 	READ ALOUD , p. T29 SCHOLASTIC GUIDED READING PROGRAM , p. T29 TRADE BOOKS <ul style="list-style-type: none"> • <i>Circle of Gold</i> • <i>Racing the Sun</i> 	READ ALOUD , p. T41 SCHOLASTIC GUIDED READING PROGRAM , p. T41 INTEGRATED CURRICULUM : The Arts, p. R7 Science, p. R6 Math, p. R6 Social Studies, p. R7 TRADE BOOKS <ul style="list-style-type: none"> • <i>Dear Mr. Henshaw</i> • <i>Anne Frank: Beyond the Diary</i> 	
TEKS/TAAS	TEKS: 5.4:A; 5.7:A,B,D,E; 5.8:A,B,C; 5.9:A,C,D,E; 5.10:A,B,G; 5.11:B,C,D; 5.15:A,C,F; 5.18:B; 5.19:A; 5.21:B TAAS: 5R 1,3,4; 8W 1,3,5	TEKS: 5.7:A,B; 5.8:A,B,C; 5.9:B,E; 5.10:C,D,E,G,L; 5.11:D; 5.12:G; 5.15:A,C,F; 5.18:B; 5.19:F TAAS: 5R 1,2,3,4,5; 8W 1,3,5,7	
TECHNOLOGY and REAL-WORLD SKILLS	 SCHOLASTIC NETWORK Finding the Facts, p. T27	 WORD PROCESSING Comprehension Skills, p. T35 WORKSHOP , pp. T101–T106	

	DAY 3	DAY 4	DAY 5
	<p>READ: ▲ * "Joseph Shabalala, Musician," pp. T42–T45</p> <p>GENRE: Profile, p. T43</p> <p>☑ LITERARY ELEMENT: ▲ * Mood, pp. T48–T49 Transparency 2 Practice Book, pp. 17–19</p> <p>INTERVENTION, ● p. T50 Context Clues: Unfamiliar Words Literary Element: Mood Fluency: Paired Reading</p>	<p>LITERATURE CONNECTION: <i>Fox Song</i>, p. T52</p> <p>☑ PHONICS: ▲ Polysyllabic Words, p. T54</p> <p>☑ CONTENT AREA VOCABULARY, p. T55</p>	<p>READING ASSESSMENT: Selection Test, p. T58</p> <p>MODIFYING ASSESSMENT, p. T58 ESL/ELD: Vocabulary Extra Help: Literary Element</p> <p>PERFORMANCE-BASED ASSESSMENT: Conference, p. T59 One-Minute Fluency, p. T59</p>
		<p>Skills practice every day</p>	
	<p>RESPOND: ▲ ■ Think About Reading, p. T46 Write a Lyric Poem, p. T47 Practice Book, p. 15</p> <p>☑ SPELLING: Write/Proofread, p. R3 Spelling Resource Book, p. 13</p> <p>☑ GRAMMAR, USAGE, MECHANICS: Practice, p. R5 Practice Book, p. 16</p> <p>ORAL LANGUAGE, p. T47</p>	<p>WRITING WORKSHOP: Short Story, p. T52</p> <p>WRITER'S CRAFT: Flashback, p. T53 Transparency 3 Practice Book, p. 13</p> <p>☑ SPELLING: Study/Review, p. R3 Spelling Resource Book, p. 200</p> <p>☑ GRAMMAR, USAGE, MECHANICS: Apply, p. R5</p> <p>ORAL LANGUAGE, p. T53</p>	<p>WRITING ASSESSMENT, p. T60 Student Model Students' Writing Rubric</p> <p>☑ SPELLING: Posttest, R3 Spelling Resource Book, p. 202</p> <p>☑ GRAMMAR, USAGE, MECHANICS: Assess, p. R5</p> <p>ORAL LANGUAGE, p. T60</p>
	<p>RESPOND: Literature Circle, p. T47</p> <p>READ ALOUD, p. T51</p> <p>SCHOLASTIC GUIDED READING PROGRAM, p. T51</p> <p>OPTIONAL MATERIALS, ● p. T51 Read 180: <i>Little Monsters</i> <i>Fox Song</i> audiocassette</p>	<p>READ ALOUD, p. T57</p> <p>SCHOLASTIC GUIDED READING PROGRAM, p. T57</p> <p>ORAL LANGUAGE: Tell a Story, pp. T56–T57 Practice Book, p. 20</p>	<p>READ ALOUD, p. T62</p> <p>SCHOLASTIC GUIDED READING PROGRAM, p. T62</p> <p>INTEGRATED LANGUAGE ARTS: Editorial, p. T61 Team Up for Meaning, p. T61 Present a Scene, p. T62 Share a Song, p. T62</p>
	<p>TEKS: 5.3:A; 5.4:A; 5.5:C; 5.6:C; 5.7:A,B,C,E; 5.8:A,B; 5.9:B,E; 5.10:F,G,K; 5.12:F; 5.15:A,C,F; 5.19:H</p> <p>TAAS: 5R 1,3,4; 8W 1,3,7</p>	<p>TEKS: 5.6:A; 5.7:A,B; 5.8:C; 5.9:B,E; 5.10:K; 5.13:C; 5.15:A,C,F; 5.17:A; 5.19:A,B,C,D,F,G,H; 5.20:D</p> <p>TAAS: 5R 1; 8W 1,2,3,4,5,7</p>	<p>TEKS: 5.3:A; 5.4:A; 5.5:C,D; 5.7:A,B,C,D,E; 5.8:A,B,C; 5.10:G,K,L; 5.11:B; 5.15:A,B,F; 5.19:H</p> <p>TAAS: 5R 3; 8W 1,3,7</p>
	<p> SMART PLACE CD-ROM Presentation Tools, p. T47</p> <p>WORKSHOP, pp. T101–T106</p>	<p> ELECTRONIC ENCYCLOPEDIA Expand Vocabulary, p. T55</p> <p> AUDIO Speaking Skills, p. T57</p> <p>WORKSHOP, pp. T101–T106</p>	<p> INTERNET Writing Skills, p. T61</p> <p>WORKSHOP, pp. T101–T106</p>





Literacy Place Weekly Organizer

Like Father, Like Son: The Griffey's

	DAY 1	DAY 2
READ and Introduce Skills <ul style="list-style-type: none"> • VOCABULARY • PHONICS • COMPREHENSION • LITERARY ELEMENT 	BUILD BACKGROUND: ▲ p. T69 <input checked="" type="checkbox"/> VOCABULARY: ▲ ■ p. T70 Transparency 4 Vocabulary Transparency 2 Practice Book, p. 21 PREVIEW AND PREDICT, p. T72 READ: ▲ * ■ <i>Like Father, Like Son: The Griffey's,</i> pp. T72–T79 <input checked="" type="checkbox"/> GENRE: Sports Profile, p. T73 <input checked="" type="checkbox"/> COMPREHENSION: Summarize, p. T75 <input checked="" type="checkbox"/> WORD STUDY: Jargon, p. T77	READ: ▲ * ■ ● <i>"Who's on First?"</i> pp. T80–T83 TEXT STRUCTURE: Comedy Routine, p. T81
WRITE and Respond <ul style="list-style-type: none"> • GRAMMAR • USAGE • MECHANICS • SPELLING • WRITING 	WRITING WORKSHOP: Introduce, p. T69 JOURNAL: Make Predictions, p. T72 <input checked="" type="checkbox"/> SPELLING: Pretest: Spellings for /ōō/ and /yōō/, p. R8 Spelling Resource Book, p. 14 <input checked="" type="checkbox"/> GRAMMAR, USAGE, MECHANICS: Teach/Model: Complete and Simple Subjects, p. R10 ORAL LANGUAGE, p. T79	WRITING WORKSHOP: Prewrite, p. T83 Practice Book, p. 22 <input checked="" type="checkbox"/> SPELLING: Vocabulary Practice, p. R8 Spelling Resource Book, pp. 15–17 <input checked="" type="checkbox"/> GRAMMAR, USAGE, MECHANICS: Practice, p. R10 ORAL LANGUAGE, p. T83
EXTEND SKILLS and Apply to Literature <ul style="list-style-type: none"> • INTEGRATED LANGUAGE ARTS • LISTENING/SPEAKING/VIEWING • INTEGRATED CURRICULUM • GUIDED READING • INDEPENDENT READING 	READ ALOUD, p. T79 SCHOLASTIC GUIDED READING PROGRAM, p. T79 INTEGRATED CURRICULUM: Science, p. R12 The Arts, p. R13 Math, p. R12 TRADE BOOKS <ul style="list-style-type: none"> • <i>Circle of Gold</i> • <i>Racing the Sun</i> 	READ ALOUD, p. T83 SCHOLASTIC GUIDED READING PROGRAM, p. T83 INTEGRATED CURRICULUM: Social Studies, p. R13 TRADE BOOKS <ul style="list-style-type: none"> • <i>Dear Mr. Henshaw</i> • <i>Anne Frank: Beyond the Diary</i>
TEKS/TAAS	TEKS: 5.6:A; 5.7:A,B; 5.8:A,B,C; 5.9:B,C,D; 5.10:A,B,E,G,H; 5.11:B,C; 5.12:D,G; 5.15:A,C; 5.18:B TAAS: 5R 1,3,4,5; 8W 1,3,5	TEKS: 5.7:A,B; 5.8:A,B,C; 5.9:B; 5.10:C,G,L; 5.11:C,D; 5.12:B,G,H; 5.15:C; 5.19:A TAAS: 5R 1,2,3,4,5; 8W 1,3,5,7
TECHNOLOGY and REAL-WORLD SKILLS	INTERNET Finding the Facts, p. T79 WORKSHOP, pp. T101–T106	SMART PLACE CD-ROM Comprehension Skills, p. T83 WORKSHOP, pp. T101–T106












MODIFY INSTRUCTION

- INTERVENTION ▲ ESL/ELD ■ EXTRA HELP
- * GIFTED & TALENTED ☑ = TESTED SKILL

	DAY 3	DAY 4	DAY 5
	<p>REREAD: <i>Like Father, Like Son: The Griffey's</i> pp. T72–T79</p> <p>☑ COMPREHENSION: ▲ ■ Summarize, pp. T86–T87 Transparency 5 Practice Book, pp. 25–27</p> <p>INTERVENTION, ● p. T88 Vocabulary: Word Study: Jargon Comprehension: Summarize Fluency: Paired Reading</p>	<p>LITERATURE CONNECTION: <i>Like Father, Like Son: The Griffey's</i>, p. T90</p> <p>PHONICS: Open/Closed Syllables, p. T92</p> <p>CONTENT AREA VOCABULARY, p. T93</p>	<p>READING ASSESSMENT: Selection Test, p. T96</p> <p>MODIFYING ASSESSMENT, p. T96 ESL/ELD: Vocabulary Extra Help: Comprehension</p> <p>PERFORMANCE-BASED ASSESSMENT: Conference, p. T97 One-Minute Fluency, p. T97</p>
	<p>RESPOND: ▲ Think About Reading, p. T84 Write an Interview, p. T85 Practice Book, p. 23</p> <p>☑ SPELLING: Write/Proofread, p. R9 Spelling Resource Book, p. 18</p> <p>☑ GRAMMAR, USAGE, MECHANICS: Practice, p. R11 Practice Book, p. 24</p> <p>ORAL LANGUAGE, p. T85</p>	<p>WRITING WORKSHOP: News Story, p. T90 Transparency 6 Practice Book, p. 22</p> <p>☑ SPELLING: Study/Review, p. R9 Spelling Resource Book, p. 200</p> <p>☑ GRAMMAR, USAGE, MECHANICS: Apply, p. R11</p> <p>ORAL LANGUAGE, p. T91</p>	<p>WRITING ASSESSMENT, p. T98 Student Model Students' Writing Rubric</p> <p>☑ SPELLING: Posttest, p. R9 Spelling Resource Book, p. 202</p> <p>☑ GRAMMAR, USAGE, MECHANICS: Assess, p. R11</p> <p>ORAL LANGUAGE, p. T98</p>
	<p>RESPOND: Literature Circle, p. T85</p> <p>READ ALOUD, p. T89</p> <p>SCHOLASTIC GUIDED READING PROGRAM, p. T89</p> <p>OPTIONAL MATERIALS, ● p. T89 Sprint Plus: <i>The Home Run Kings</i> <i>Like Father, Like Son: The Griffey's</i> audiocassette</p>	<p>READ ALOUD, p. T95</p> <p>SCHOLASTIC GUIDED READING PROGRAM, p. T95</p> <p>☑ STUDY SKILLS: Library Media Center, p. T94 Practice Book, p. 28</p>	<p>READ ALOUD, p. T100</p> <p>SCHOLASTIC GUIDED READING PROGRAM, p. T100</p> <p>INTEGRATED LANGUAGE ARTS: Research America's Favorite Pastime, p. T99 Demonstrate Your Favorite Sport, p. T99 Sensory Description, p. T100 Write a Sports Broadcast, p. T100</p>
	<p>TEKS: 5.3:A; 5.4:A; 5.7:A,B; 5.8:A,B; 5.9:A,E; 5.10:F,G,K; 5.15:A,C,F</p> <p>TAAS: 5R 3,4; 8W 1,3,7</p>	<p>TEKS: 5.6:A; 5.9:E; 5.10:K; 5.13:C; 5.15:A,C,F; 5.17:A; 5.19:A,B,C,E,F,G,H</p> <p>TAAS: 5R 1; 8W 1,2,3,4,5,7</p>	<p>TEKS: 5.5:C,D; 5.7:A,B,C,D,E; 5.8:A,B,C; 5.9:E; 5.10:G,K; 5.12:D,G; 5.15:A,C,F; 5.21:C</p> <p>TAAS: 5R 3; 8W 1,3,7</p>
	<p> SMART PLACE CD-ROM Organizing Information, p. T85</p> <p>WORKSHOP, pp. T101–T106</p>	<p> SMART PLACE CD-ROM Expand Vocabulary, p. T93</p> <p> INTERNET Study Skills, p. T95</p> <p>WORKSHOP, pp. T101–T106</p>	<p> VIDEO Speaking Skills, p. T99</p> <p>WORKSHOP, pp. T101–T106</p>





Literacy Place Weekly Organizer

Just Like Me

	DAY 1	DAY 2	
<p>READ and Introduce Skills</p> <ul style="list-style-type: none"> • VOCABULARY • PHONICS • COMPREHENSION • ILLUSTRATOR'S CRAFT 	<p>BUILD BACKGROUND, ▲ p. T113</p> <p> VOCABULARY: ▲ ■ pp. T114–T115 Vocabulary Transparency 3 Transparencies 3, 7 Practice Book, p. 31</p> <p>PREVIEW AND PREDICT, p. T116</p> <p>READ: ▲ * ■ ● <i>Just Like Me</i>, pp. T116–T125</p> <p>GENRE: Personal Anecdotes, p. T117</p> <p> ILLUSTRATOR'S CRAFT:  Self-Portrait, p. T119</p> <p> COMPREHENSION: Compare/Contrast, p. T121</p> <p>PHONICS: Schwa /ə/, p. T123</p>	<p>READ: ▲ ■ * <i>Just Like Me</i>, pp. T126–T131</p> <p>ILLUSTRATOR'S CRAFT: Collage, p. T127</p> <p> COMPREHENSION: Categorize Information, p. T129</p>	
<p>WRITE and Respond</p> <ul style="list-style-type: none"> • GRAMMAR • USAGE • MECHANICS • SPELLING • WRITING 	<p>WRITING WORKSHOP: Introduce, p. T113</p> <p>JOURNAL: Record Observations, p. T116</p> <p> SPELLING: Pretest: More Homophones, p. R14 Spelling Resource Book, p. 19</p> <p> GRAMMAR, USAGE, MECHANICS: Teach/Model: Complete and Simple Predicates, p. R16</p> <p>ORAL LANGUAGE, p. T125</p>	<p>WRITING WORKSHOP: Prewrite, p. T131 Practice Book, p. 32</p> <p> SPELLING: Vocabulary Practice, p. R14 Spelling Resource Book, pp. 20–22</p> <p> GRAMMAR, USAGE, MECHANICS: Practice, p. R16</p> <p>ORAL LANGUAGE, p. T131</p>	
<p>EXTEND SKILLS and Apply to Literature</p> <ul style="list-style-type: none"> • INTEGRATED LANGUAGE ARTS • LISTENING/SPEAKING/VIEWING • INTEGRATED CURRICULUM • GUIDED READING • INDEPENDENT READING 	<p>READ ALOUD, p. T125</p> <p>SCHOLASTIC GUIDED READING PROGRAM, p. T125</p> <p>INTEGRATED CURRICULUM: Math, p. R18 Science, p. R18</p> <p>TRADE BOOKS</p> <ul style="list-style-type: none"> • <i>Circle of Gold</i> • <i>Racing the Sun</i> 	<p>READ ALOUD, p. T131</p> <p>SCHOLASTIC GUIDED READING PROGRAM, p. T131</p> <p>INTEGRATED CURRICULUM: The Arts, p. R19</p> <p>TRADE BOOKS</p> <ul style="list-style-type: none"> • <i>Dear Mr. Henshaw</i> • <i>Anne Frank: Beyond the Diary</i> 	
<p>TEKS/TAAS</p>	<p>TEKS: 5.4:A; 5.7:A,B,D; 5.8:A,B,C; 5.9:B,D; 5.10:A,B,E,G,H; 5.11:B,C,D; 5.12:D,G; 5.15:A,C,F; 5.18:B; 5.24:A</p> <p>TAAS: 5R 1,3,4,5; 8W 1,3,5</p>	<p>TEKS: 5.7:A,B; 5.8:A,B,C; 5.9:A,B,E; 5.10:C,D,E,G,L; 5.11:C,D; 5.12:B,D,G,H; 5.15:A,C,F; 5.19:A</p> <p>TAAS: 5R 1,2,3,4,5; 8W 1,3,7</p>	
<p>TECHNOLOGY and REAL-WORLD SKILLS</p>	<p> SCHOLASTIC NETWORK Build Background, p. T125</p> <p>WORKSHOP, pp. T101–T106</p>	<p> SPREADSHEET Organizing Information, p. T131</p> <p>WORKSHOP, pp. T101–T106</p>	











MODIFY INSTRUCTION

- INTERVENTION ▲ ESL/ELD ■ EXTRA HELP
- * GIFTED & TALENTED ☑ = TESTED SKILL

	DAY 3	DAY 4	DAY 5
	<p>READ: ▲ ■ *</p> <p><i>Out of the Dust</i>, pp. T132–T135</p> <p>☑ ILLUSTRATOR'S CRAFT: ▲ *</p> <p>Self-Portrait, pp. T138–T139 Transparency 8 Practice Book, pp. 35–37</p> <p>☑ COMPREHENSION: ▲ *</p> <p>Compare/Contrast, pp. T140–T141 Transparency 9 Practice Book, pp. 36, 38–39</p> <p>INTERVENTION: ● p. T142</p> <p>Phonics: Schwa /ə/ ☑ Comprehension: Compare/Contrast Fluency: Reading Aloud</p>	<p>LITERATURE CONNECTION:</p> <p>Reread <i>Just Like Me</i>, p. T116–T131</p> <p>STRUCTURAL ANALYSIS: ▲</p> <p>Compound Words, p. T146</p> <p>CONTENT AREA VOCABULARY, p. T147</p>	<p>READING ASSESSMENT:</p> <p>Selection Test, p. T150</p> <p>MODIFYING ASSESSMENT, p. T150 ESL/ELD: Vocabulary Extra Help: Comprehension</p> <p>PERFORMANCE-BASED ASSESSMENT:</p> <p>Conference, p. T151 One-Minute Fluency, p. T151</p>
	<p>RESPOND: ▲ ■</p> <p>Think About Reading, p. T136 Write Catalogue Copy, p. T137 Practice Book, p. 33</p> <p>☑ SPELLING:</p> <p>Write/Proofread, p. R15 Spelling Resource Book, p. 23</p> <p>☑ GRAMMAR, USAGE, MECHANICS:</p> <p>Practice, p. R17 Practice Book, p. 34</p> <p>ORAL LANGUAGE, p. T137</p>	<p>WRITING WORKSHOP:</p> <p>Review of an Art Exhibit, p. T144 Writer's Craft, p. T145 Transparency 10 Practice Book, p. 32</p> <p>☑ SPELLING:</p> <p>Study/Review, p. R15 Spelling Resource Book, p. 200</p> <p>☑ GRAMMAR, USAGE, MECHANICS:</p> <p>Apply, p. R17</p> <p>ORAL LANGUAGE, p. T145</p>	<p>WRITING ASSESSMENT, p. T152 Student Model Students' Writing Rubric</p> <p>☑ SPELLING:</p> <p>Posttest, p. R15 Spelling Resource Book, p. 202</p> <p>☑ GRAMMAR, USAGE, MECHANICS:</p> <p>Assess, p. R17</p> <p>ORAL LANGUAGE, p. T152</p>
	<p>RESPOND: Literature Circle, p. T137</p> <p>READ ALOUD, p. T143</p> <p>SCHOLASTIC GUIDED READING PROGRAM, p. T143</p> <p>INTEGRATED CURRICULUM:</p> <p>Social Studies, p. R19</p> <p>OPTIONAL MATERIALS: ● p. T143 <i>Sprint Plus: The Computer Capers</i> <i>Just Like Me</i> audiocassette</p>	<p>READ ALOUD, p. T149</p> <p>SCHOLASTIC GUIDED READING PROGRAM, p. T149</p> <p>☑ STUDY SKILLS:</p> <p>Reference Sources, pp. T148–T149 Practice Book, p. 40</p>	<p>READ ALOUD, p. T154</p> <p>SCHOLASTIC GUIDED READING PROGRAM, p. T154</p> <p>INTEGRATED LANGUAGE ARTS:</p> <p>Personal Anecdotes, p. T153 Create a Collage Portrait, p. T153 Describe the Artwork, p. T154 Profile of an Artist, p. T154</p>
	<p>TEKS: 5.3:A; 5.4:A; 5.5:D; 5.6:C; 5.7:A,B,C,E; 5.8:A,B; 5.9:E; 5.10:F,G,K,L; 5.11:A,B,D; 5.15:A,C,F;</p> <p>TAAS: 5R 3,4; 8W 1,3,7</p>	<p>TEKS: 5.6:A; 5.7:A,B; 5.8:C; 5.9:E; 5.10:K; 5.13:A,C; 5.15:A,C,F; 5.17:A; 5.19:A,B,C,D,E,F,H; 5.20:D; 5.21:A</p> <p>TAAS: 8W 1,2,3,4,5,7</p>	<p>TEKS: 5.4:A; 5.5:D; 5.7:A,B,C,D,E; 5.8:A,B,C; 5.9:E; 5.10:K; 5.11:D; 5.12:D,G; 5.15:A,C,F; 5.21:A,C</p> <p>TAAS: 5R 4; 8W 1,3,7</p>
	<p> SMART PLACE CD-ROM Presentation Tools, p. T137</p> <p>WORKSHOP, pp. T101–T106</p>	<p> INTERNET Expand Vocabulary, p. T147</p> <p> CD-ROM Study Skills, p. T149</p> <p>WORKSHOP, pp. T101–T106</p>	<p> VIDEO Matching Technology to Task, p. T153</p> <p>WORKSHOP, pp. T101–T106</p>





Literacy Place Weekly Organizer

Number The Stars

	DAY 1	DAY 2	
<p>READ and Introduce Skills</p> <ul style="list-style-type: none"> • VOCABULARY • PHONICS • COMPREHENSION • LITERARY ELEMENT 	<p>BUILD BACKGROUND, ▲ p. T161</p> <p> VOCABULARY: ▲ ■ pp. T162–T163 Vocabulary Transparency 4 Transparency 11 Practice Book, p. 41</p> <p>PREVIEW AND PREDICT, p. T164</p> <p>READ: ▲ * ■ ● <i>Number the Stars</i>, pp. T164–T173</p> <p>GENRE: Historical Fiction, p. T165</p> <p> LITERARY ELEMENT:  Theme, p. T167 Character, p. T169</p> <p> COMPREHENSION: Make Inferences, p. T171</p>	<p>READ: ▲ * ■ <i>Number the Stars</i>, pp. T174–T185</p> <p>COMPREHENSION: Summarize, p. T175</p> <p>STRUCTURAL ANALYSIS: Suffix <i>-ly</i>, p. T177</p> <p>COMPREHENSION: Suspense, T179 Compare/Contrast, T181 Author's Purpose, T183</p>	
<p>WRITE and Respond</p> <ul style="list-style-type: none"> • GRAMMAR • USAGE • MECHANICS • SPELLING • WRITING 	<p>WRITING WORKSHOP: Introduce, p. T161</p> <p>JOURNAL: Make Predictions, p. T164</p> <p> SPELLING: Pretest: Words That End With <i>-ar</i>, p. R20 Spelling Resource Book, p. 24</p> <p> GRAMMAR, USAGE, MECHANICS: Teach/Model: Compound Subjects and Predicates, p. R22</p> <p>ORAL LANGUAGE, p. T173</p>	<p>WRITING WORKSHOP: Prewrite, p. T185 Practice Book, p. 44</p> <p> SPELLING: Vocabulary Practice, p. R20 Spelling Resource Book, pp. 25–27</p> <p> GRAMMAR, USAGE, MECHANICS: Practice, p. R22</p> <p>ORAL LANGUAGE, p. T185</p>	
<p>EXTEND SKILLS and Apply to Literature</p> <ul style="list-style-type: none"> • INTEGRATED LANGUAGE ARTS • LISTENING/SPEAKING/VIEWING • INTEGRATED CURRICULUM • GUIDED READING • INDEPENDENT READING 	<p>READ ALOUD, p. T173</p> <p>SCHOLASTIC GUIDED READING PROGRAM, p. T173</p> <p>INTEGRATED CURRICULUM: Social Studies, p. R25</p> <p>TRADE BOOKS</p> <ul style="list-style-type: none"> • <i>Circle of Gold</i> • <i>Racing the Sun</i> 	<p>READ ALOUD, p. T185</p> <p>SCHOLASTIC GUIDED READING PROGRAM, p. T185</p> <p>INTEGRATED CURRICULUM: The Arts, p. R25</p> <p>TRADE BOOKS</p> <ul style="list-style-type: none"> • <i>Dear Mr. Henshaw</i> • <i>Anne Frank: Beyond the Diary</i> 	
<p>TEKS/TAAS</p>	<p>TEKS: 5.4:A; 5.7:A,B,D,E; 5.8:A,B,C; 5.9:B,C,D; 5.10:A,B,E,G,H; 5.11:B,C,D; 5.12:D,H; 5.15:A,C,F; 5.18:B</p> <p>TAAS: 5R 1,3,4,5; 8W 1,3,5</p>	<p>TEKS: 5.6:B; 5.7:A,B; 5.8:A,B,C; 5.9:B,D,E; 5.10:B,C,D,E,L; 5.11:C,D; 5.12:B,D,H; 5.15:A,C,F; 5.19:A</p> <p>TAAS: 5R 1,2,4,5; 8W 1,3,7</p>	
<p>TECHNOLOGY and REAL-WORLD SKILLS</p>	<p> SMART PLACE Organizing Information, p. T173</p> <p>PROJECT, pp. T218–T225</p>	<p> WORD PROCESSING Comprehension Skills, p. T183</p> <p>PROJECT, pp. T218–T225</p>	

MODIFY INSTRUCTION

- INTERVENTION ▲ ESL/ELD ■ EXTRA HELP
- * GIFTED & TALENTED ☑ = TESTED SKILL

	DAY 3	DAY 4	DAY 5
	<p>READ: ▲ ■ "Rescue: The Danish Boat," pp. T186–T187</p> <p>☑ LITERARY ELEMENT: ▲ * Theme, pp. T190–T191 Transparency 12 Practice Book, pp. 47–49</p> <p>☑ LITERARY ELEMENT: ▲ ■ Character, pp. T192–T193 Transparency 13 Practice Book, pp. 48, 50–51</p> <p>INTERVENTION, ● p. T194 Vocabulary: Suffix <i>-ly</i> Literary Element: Theme Fluency: Paired Reading</p>	<p>LITERATURE CONNECTION: <i>Number the Stars</i>, p. T196</p> <p>VOCABULARY: Denotation/Connotation, p. T198</p> <p>CONTENT AREA VOCABULARY, p. T199</p>	<p>READING ASSESSMENT: Selection Test, p. T202</p> <p>MODIFYING ASSESSMENT, p. T202 ESL/ELD: Vocabulary Extra Help: Comprehension</p> <p>PERFORMANCE-BASED ASSESSMENT: Conference, p. T203 One-Minute Fluency, p. T203</p>
	<p>RESPOND: ▲ ■ Think About Reading, p. T188 Write a Diary Entry, p. T189 Practice Book, p. 45</p> <p>☑ SPELLING: Write/Proofread, p. R21 Spelling Resource Book, p. 28</p> <p>☑ GRAMMAR, USAGE, MECHANICS: Practice, p. R23 Practice Book, p. 46</p> <p>ORAL LANGUAGE, p. T189</p>	<p>WRITING WORKSHOP: Personal Essay, p. T196 Writer's Craft: Writing a Topic Sentence, p. T197 Transparency 14 Practice Book, p. 44</p> <p>☑ SPELLING: Study/Review, p. R21 Spelling Resource Book, p. 200</p> <p>☑ GRAMMAR, USAGE, MECHANICS: Apply, p. R23</p> <p>ORAL LANGUAGE, p. T197</p>	<p>WRITING ASSESSMENT, p. T204 Student Model Students' Writing Rubric</p> <p>☑ SPELLING: Posttest, R21 Spelling Resource Book, p. 202</p> <p>☑ GRAMMAR, USAGE, MECHANICS: Assess, p. R23</p> <p>ORAL LANGUAGE, p. T204</p>
	<p>RESPOND: Literature Circle, p. T189</p> <p>READ ALOUD, p. T195</p> <p>SCHOLASTIC GUIDED READING PROGRAM, p. T195</p> <p>INTEGRATED CURRICULUM: Math, p. R24 Science, p. R24</p> <p>OPTIONAL MATERIALS, ● p. T195 Sprint Plus: <i>Everybody Cooks Rice</i> <i>Number the Stars</i> audiocassette</p>	<p>READ ALOUD, p. T201</p> <p>SCHOLASTIC GUIDED READING PROGRAM, p. T201</p> <p>STUDY SKILLS: Test-Taking Strategies, pp. T200–T201 Practice Book, p. 52</p>	<p>READ ALOUD, p. T206</p> <p>SCHOLASTIC GUIDED READING PROGRAM, p. T206</p> <p>INTEGRATED LANGUAGE ARTS: Create a Class Book, p. T205 Act Out a Scene, p. T205 Interview a Character, p. T206 Write a Journal Entry, p. T206</p>
	<p>TEKS: 5.3:A; 5.7:A,B,C,E; 5.8:A,B; 5.9:E; 5.10:F,G; 5.11:A,B,D; 5.12:D,F,H; 5.15:A,C</p> <p>TAAS: 5R 3,4,5; 8W 1,3,7</p>	<p>TEKS: 5.6:A; 5.8:C; 5.9:E; 5.10:K; 5.13:C; 5.15:A,C,F; 5.17:A; 5.19:A,B,C,D,E,F,H; 5.20:D</p> <p>TAAS: 8W 1,2,3,4,5,7</p>	<p>TEKS: 5.5:D; 5.7:A,B,C,D,E; 5.8:A,B,C; 5.9:E; 5.10:K; 5.11:B,D; 5.12:D; 5.15:A,C,F; 5.19:H; 5.20:C; 5.21:A,C</p> <p>TAAS: 5R 4; 8W 1,3,7</p>
	<p> SCHOLASTIC NETWORK Build Background, p. T189</p> <p>PROJECT, pp. T218–T225</p>	<p> INTERNET Expand Vocabulary, p. T199</p> <p> INTERNET Study Skills, p. T201</p> <p>PROJECT, pp. T218–T225</p>	<p> VIDEO Viewing Skills, p. T205</p> <p>PROJECT, pp. T218–T225</p>

LITERACY PLACE WEEKLY ORGANIZER: EXTENDED STUDY

DAY 1	DAY 2	DAY 3	DAY 4	DAY 5
<ul style="list-style-type: none"> • EXTENDED STUDY • TRADE BOOK LIBRARY • PROJECT 	<ul style="list-style-type: none"> • EXTENDED STUDY • WRITING PROCESS • TRADE BOOK LIBRARY • PROJECT 	<ul style="list-style-type: none"> • EXTENDED STUDY • WRITING PROCESS • TRADE BOOK LIBRARY • PROJECT 	<ul style="list-style-type: none"> • WRITING PROCESS • TRADE BOOK LIBRARY • PROJECT 	<ul style="list-style-type: none"> • TRADE BOOK LIBRARY • OTHER LITERATURE/MEDIA • PROJECT
TEKS: 5.4:A,B,C; 5.10:G,I,L; 5.11:A,B,D; 5.13:A,C,E; 5.14:B; 5.15:A; 5.21:A,C; 5.23:A TAAS: 5R 3,4; 8W 1	TEKS: 5.4:A,B,C; 5.10:G,I,L; 5.11:A,B,D; 5.14:B; 5.15:F,G; 5.19:A,B,C,D,E,F,G; 5.21:A,C TAAS: 5R 3,4; 8W 1,2,3,4,5,7	TEKS: 5.4:A,B,C; 5.10:G,I,L; 5.11:A,B,D; 5.13:A,C,E; 5.14:B; 5.15:F,G; 5.19:A,B,C,D,E,F,G; 5.21:A,C TAAS: 5R 3,4; 8W 1,2,3,4,5,7	TEKS: 5.4:A; 5.10:G,I,L; 5.11:D; 5.15:A,C,F,G; 5.19:A,B,C,D,E,F,G TAAS: 5R 3,4; 8W 1,2,3,4,5,7	TEKS: 5.4:A; 5.10:G,I,L; 5.11:D TAAS: 5R 3,4

LITERACY PLACE WEEKLY ORGANIZER: WRAP-UP

DAY 1	DAY 2	DAY 3	DAY 4	DAY 5
<ul style="list-style-type: none"> • TRADE BOOK LIBRARY • PROJECT • TECHNOLOGY 	<ul style="list-style-type: none"> • TRADE BOOK LIBRARY • PROJECT • TECHNOLOGY 	<ul style="list-style-type: none"> • TRADE BOOK LIBRARY • PROJECT 	<ul style="list-style-type: none"> • TRADE BOOK LIBRARY • HOME INVOLVEMENT 	<ul style="list-style-type: none"> • TRADE BOOK LIBRARY • PRESENTATION SKILL • END OF UNIT ASSESSMENT
TEKS 5.4:A; 5.5:B,C,D; 5.11:D; 5.13:C; 5.15:A,C,E,F; 5.18:B,D; 5.19:A,B,F; 5.20:A; 5.21:A TAAS 5R 4; 8W 1,2,4,5	TEKS 5.4:A; 5.5:B,C,D; 5.11:D; 5.13:C; 5.15:A,C,E,F; 5.18:B,D; 5.19:A,B,F; 5.20:A; 5.21:A TAAS 5R 4; 8W 1,2,4,5	TEKS 5.4:A; 5.5:B,C,D; 5.13:A; 5.15:A,C,E,F; 5.18:B,D; 5.19:A,B,F; 5.20:A; 5.21:A TAAS 5R 4; 8W 1,2,4,5	TEKS 5.5:A,B,C,D; 5.8:B; 5.13:C; 5.15:A,C,E,F; 5.18:B,D; 5.19:A,B,F; 5.20:A; 5.21:A TAAS 8W 1,2,4,5	TEKS 5.2:A; 5.4:A; 5.13:A,C,F; 5.15:A,C,F; 5.19:A,D; 5.20:E; 5.21:A,C,D,F TAAS 8W 1