





# Literacy Place Weekly Organizer

La Bamba

	DAY 1	DAY 2	
<p><b>READ</b> and Introduce Skills</p> <ul style="list-style-type: none"> <li>• VOCABULARY</li> <li>• PHONICS</li> <li>• COMPREHENSION</li> <li>• LITERARY ELEMENT</li> </ul>	<p><b>BUILD BACKGROUND</b>, ▲ p. T21</p> <p> <b>VOCABULARY</b>: ▲ ■ pp. T22–T23 Vocabulary Transparency 13 Transparency 46 Practice Book, p. 172</p> <p><b>PREVIEW AND PREDICT</b>, p. T24</p> <p><b>READ</b>: ▲ * ■ ● "La Bamba," pp. T24–T31</p> <p> <b>LITERARY ELEMENT</b>:  Character, p. T25</p> <p> <b>COMPREHENSION</b>: Make Predictions, p. T27</p>	<p><b>READ</b>: ▲ ■ * "José García: Drama Coach," pp. T32–T35</p> <p><b>TEXT STRUCTURE</b>: Interview, p. T33</p>	
<p><b>WRITE</b> and Respond</p> <ul style="list-style-type: none"> <li>• GRAMMAR</li> <li>• USAGE</li> <li>• MECHANICS</li> <li>• SPELLING</li> <li>• WRITING</li> </ul>	<p><b>WRITING WORKSHOP</b>: Introduce, p. T21</p> <p><b>JOURNAL</b>: Make Predictions, p. T24</p> <p> <b>SPELLING</b>: Pretest: Words From Spanish, p. R2 Spelling Resource Book, p. 84</p> <p> <b>GRAMMAR, USAGE, MECHANICS</b>: Teach/Model: Pronouns, p. R4</p> <p><b>ORAL LANGUAGE</b>, p. T31</p>	<p><b>WRITING WORKSHOP</b>: Prewrite, p. T35 Practice Book, p. 174</p> <p> <b>SPELLING</b>: Vocabulary Practice, p. R2 Spelling Resource Book, pp. 85–87</p> <p> <b>GRAMMAR, USAGE, MECHANICS</b>: Practice, p. R4</p> <p><b>ORAL LANGUAGE</b>, p. T35</p>	
<p><b>EXTEND SKILLS</b> and Apply to Literature</p> <ul style="list-style-type: none"> <li>• INTEGRATED LANGUAGE ARTS</li> <li>• LISTENING/SPEAKING/VIEWING</li> <li>• INTEGRATED CURRICULUM</li> <li>• GUIDED READING</li> <li>• INDEPENDENT READING</li> </ul>	<p><b>READ ALOUD</b>, p. T31</p> <p><b>SCHOLASTIC GUIDED READING PROGRAM</b>, p. T31</p> <p><b>INTEGRATED CURRICULUM</b>: Science, p. R6 The Arts, p. R7</p> <p><b>TRADE BOOKS</b></p> <ul style="list-style-type: none"> <li>• <i>Dear Dr. Bell . . .</i></li> <li>• <i>Your Friend, Helen Keller</i></li> <li>• <i>Koya DeLaney and the Good Girl Blues</i></li> </ul>	<p><b>READ ALOUD</b>, p. T35</p> <p><b>SCHOLASTIC GUIDED READING PROGRAM</b>, p. T35</p> <p><b>INTEGRATED CURRICULUM</b>: Math, p. R6</p> <p><b>TRADE BOOKS</b></p> <ul style="list-style-type: none"> <li>• <i>School Spirit</i></li> <li>• <i>That's a Wrap: How Movies Are Made</i></li> </ul>	
<p>TAAS/TEKS</p>	<p>TEKS: 5.4:A; 5.5:C; 5.6:B; 5.7:A,B,D,E; 5.8:A,B,C; 5.9:A,B,D,E; 5.10:A,B,E,G,H,L; 5.11:A,B,C,D; 5.12:H; 5.15:A,C,F; 5.18:B; 5.19:A TAAS: 5R 1,3,4,5; 8W 1,3,5</p>	<p>TEKS: 5.5:A,C; 5.7:A,B; 5.8:A,B,C; 5.9:A,E; 5.10:C,D,G,H,L; 5.11:A,B,C,D; 5.12:H; 5.15:A,C,F; 5.18:B; 5.19:A,H; 5.22:B TAAS: 5R 3,4,5; 8W 1,3,5,7</p>	
<p><b>TECHNOLOGY</b> and <b>REAL-WORLD SKILLS</b></p>	<p> <b>INTERNET</b> Language Development, p. T31</p>	<p> <b>SPELLING STUDIO CD-ROM</b> Spelling, p. T33</p> <p><b>WORKSHOP</b>, pp. T91–T96</p>	




**MODIFY INSTRUCTION**

- INTERVENTION    ▲ ESL/ELD    ■ EXTRA HELP
- \* GIFTED & TALENTED    ☑ = TESTED SKILL

	<b>DAY 3</b>	<b>DAY 4</b>	<b>DAY 5</b>
	<p><b>REREAD:</b> "La Bamba," pp. T24–T31</p> <p>☑ <b>LITERARY ELEMENT:</b> ▲ ■ Character, pp. T38–T39 Transparency 47 Practice Book, pp. 178–180</p> <p><b>INTERVENTION:</b> ● p. T40 Vocabulary: Latin Root <i>aud</i> ☑ Literary Element: Character Fluency: Repeated Reading</p>	<p><b>LITERATURE CONNECTION:</b> "La Bamba," p. T42</p> <p><b>PHONICS:</b> ▲ Syllabication: <i>r</i>-Controlled Vowels, p. T44</p> <p><b>CONTENT AREA VOCABULARY,</b> p. T45</p>	<p><b>READING ASSESSMENT:</b> Selection Test, p. T48</p> <p><b>MODIFYING ASSESSMENT,</b> p. T48 ESL/ELD: Vocabulary Extra Help: Literary Element</p> <p><b>PERFORMANCE-BASED ASSESSMENT:</b> Conference, p. T49 One-Minute Fluency, p. T49</p>
	<p><b>RESPOND:</b> ▲ Think About Reading, p. T36 Write a Flyer, p. T37 Practice Book, p. 176</p> <p>☑ <b>SPELLING:</b> Write/Proofread, p. R3 Spelling Resource Book, p. 88</p> <p>☑ <b>GRAMMAR, USAGE, MECHANICS:</b> Practice, p. R5 Practice Book, p. 177</p> <p><b>ORAL LANGUAGE,</b> p. T37</p>	<p><b>WRITING WORKSHOP:</b> How-to Essay, p. T42 <b>Writer's Craft:</b> Transitions, p. T43 Transparency 48 Practice Book, p. 174</p> <p>☑ <b>SPELLING:</b> Study/Review, p. R3 Spelling Resource Book, p. 200</p> <p>☑ <b>GRAMMAR, USAGE, MECHANICS:</b> Apply, p. R5</p> <p><b>ORAL LANGUAGE,</b> p. T43</p>	<p><b>WRITING ASSESSMENT,</b> p. T50 Student Model Students' Writing Rubric</p> <p>☑ <b>SPELLING:</b> Posttest, p. R3 Spelling Resource Book, p. 202</p> <p>☑ <b>GRAMMAR, USAGE, MECHANICS:</b> Assess, p. R5</p> <p><b>ORAL LANGUAGE,</b> p. T50</p>
	<p><b>RESPOND:</b> Literature Circle, p. T37</p> <p><b>READ ALOUD,</b> p. T41</p> <p><b>SCHOLASTIC GUIDED READING PROGRAM,</b> p. T41</p> <p><b>INTEGRATED CURRICULUM:</b> Social Studies, p. R7</p> <p><b>OPTIONAL MATERIALS,</b> ● p. T41 Read 180 book: <i>Odd Jobs: True Stories About Real Work</i> "La Bamba" audiocassette</p>	<p><b>READ ALOUD,</b> p. T47</p> <p><b>SCHOLASTIC GUIDED READING PROGRAM,</b> p. T47</p> <p><b>ORAL LANGUAGE:</b> Interviewing, pp. T46–T47 Practice Book, p. 181</p>	<p><b>READ ALOUD,</b> p. T52</p> <p><b>SCHOLASTIC GUIDED READING PROGRAM,</b> p. T52</p> <p><b>INTEGRATED LANGUAGE ARTS:</b> Pantomime Songs, p. T51 Imagine Your Audience, p. T51 "La Bamba" Crossword, p. T52 Write a Review, p. T52</p>
	<p>TEKS: 5.4:A; 5.5:B,C; 5.6:B; 5.7:A,C,E; 5.8:A,B; 5.9:A,D; 5.10:G,K,L; 5.11:A,B,C,D; 5.12:H; 5.15:A,C,F; 5.18:B; 5.19:H</p> <p>TAAS: <b>5R</b> 1,3,4,5; <b>8W</b> 1,3,5,7</p>	<p>TEKS: 5.1:B; 5.5:B; 5.7:A,B; 5.8:C; 5.9:A,E; 5.10:K,L; 5.13:A,C; 5.15:A,C,F; 5.18:A; 5.19:A,B,C,D,E,F,G,H; 5.20:D</p> <p>TAAS: <b>8W</b> 1,2,3,4,5,6,7</p>	<p>TEKS: 5.3:A; 5.4:A; 5.5:C,D; 5.7:A,B,C,D,E; 5.8:A,B,C; 5.9:A,E; 5.10:K,L; 5.11:A,B; 5.12:H; 5.15:A,B,F; 5.19:H; 5.20:A,C</p> <p>TAAS: <b>5R</b> 4,5; <b>8W</b> 1,3,6,7</p>
	<p> <b>SMART PLACE CD-ROM</b> Presentation Tools, p. T37</p> <p><b>WORKSHOP,</b> pp. T91–T96</p>	<p> <b>DATABASE PROGRAM</b> Expand Vocabulary, p. T45</p> <p> <b>SCHOLASTIC NETWORK</b> Study Skills, p. T47</p> <p><b>WORKSHOP,</b> pp. T91–T96</p>	<p> <b>WORD PROCESSING</b> Organizing Information, p. T52</p> <p><b>WORKSHOP,</b> pp. T91–T96</p>

# Literacy Place Weekly Organizer

## The Homecoming

	DAY 1	DAY 2	
<p><b>READ</b> and Introduce Skills</p> <ul style="list-style-type: none"> <li>• VOCABULARY</li> <li>• PHONICS</li> <li>• COMPREHENSION</li> <li>• LITERARY ELEMENT</li> </ul>	<p><b>BUILD BACKGROUND</b>, ▲ p. T59</p> <p><input checked="" type="checkbox"/> <b>VOCABULARY</b>: ▲ ■ pp. T60–T61 Vocabulary Transparency 14 Transparency 49 Practice Book, p. 182</p> <p><b>PREVIEW AND PREDICT</b>, p. T62</p> <p><b>READ</b>: ▲ ■ * ● “The Homecoming,” pp. T62–T69</p> <p><input checked="" type="checkbox"/> <b>LITERARY ELEMENT</b>:  Plot, p. T63 <input checked="" type="checkbox"/> Setting, p. T65</p> <p><b>COMPREHENSION</b>: Make Inferences, p. T67</p>	<p><b>READ</b>: ▲ ■ “The Art of Storytelling,” pp. T70–T71</p>	
<p><b>WRITE</b> and Respond</p> <ul style="list-style-type: none"> <li>• GRAMMAR</li> <li>• USAGE</li> <li>• MECHANICS</li> <li>• SPELLING</li> <li>• WRITING</li> </ul>	<p><b>WRITING WORKSHOP</b>: Introduce, p. T59</p> <p><b>JOURNAL</b>: Make Predictions, p. T62</p> <p><input checked="" type="checkbox"/> <b>SPELLING</b>: Pretest: Suffixes <i>-y, -ty, -ity</i>, p. R8 Spelling Resource Book, p. 89</p> <p><input checked="" type="checkbox"/> <b>GRAMMAR, USAGE, MECHANICS</b>: Teach/Model: Subject and Object Pronouns, p. R10</p> <p><b>ORAL LANGUAGE</b>, p. T69</p>	<p><b>WRITING WORKSHOP</b>: Prewrite, p. T71 Practice Book, p. 184</p> <p><input checked="" type="checkbox"/> <b>SPELLING</b>: Vocabulary Practice, p. R8 Spelling Resource Book, pp. 90–92</p> <p><input checked="" type="checkbox"/> <b>GRAMMAR, USAGE, MECHANICS</b>: Practice, p. R10</p> <p><b>ORAL LANGUAGE</b>, p. T71</p>	
<p><b>EXTEND SKILLS</b> and Apply to Literature</p> <ul style="list-style-type: none"> <li>• INTEGRATED LANGUAGE ARTS</li> <li>• LISTENING/SPEAKING/VIEWING</li> <li>• INTEGRATED CURRICULUM</li> <li>• GUIDED READING</li> <li>• INDEPENDENT READING</li> </ul>	<p><b>READ ALOUD</b>, p. T69</p> <p><b>SCHOLASTIC GUIDED READING PROGRAM</b>, p. T69</p> <p><b>INTEGRATED CURRICULUM</b>: Science, p. R12; Math, p. R12; The Arts, p. R13; Social Studies, p. R13</p> <p><b>TRADE BOOKS</b></p> <ul style="list-style-type: none"> <li>• <i>Dear Dr. Bell...Your Friend</i>, Helen Keller</li> <li>• <i>Koya DeLaney and the Good Girl Blues</i></li> </ul>	<p><b>READ ALOUD</b>, p. T71</p> <p><b>SCHOLASTIC GUIDED READING PROGRAM</b>, p. T71</p> <p><b>TRADE BOOKS</b></p> <ul style="list-style-type: none"> <li>• <i>School Spirit</i></li> <li>• <i>That's a Wrap: How Movies Are Made</i></li> </ul>	
<p>TAAS/TEKS</p>	<p>TEKS: 5.4:A; 5.5:C; 5.6:A; 5.7:A,B,D,E; 5.8:A,B,C; 5.9:A,B,C,D,E; 5.10:A,B,H; 5.11:A,B,C; 5.12:I; 5.15:A,C,F; 5.18:B; 5.19:A</p> <p>TAAS: <b>5R</b> 1,2,4,5; <b>8W</b> 1,3,5</p>	<p>TEKS: 5.5:A; 5.7:A,B; 5.8:A,B,C; 5.10:B,K,L; 5.11:A,B,C,D; 5.14:A,B,C; 5.15:A,C,F; 5.18:B; 5.19:F,H</p> <p>TAAS: <b>5R</b> 4; <b>8W</b> 1,3,5,7</p>	
<p><b>TECHNOLOGY</b> and <b>REAL-WORLD SKILLS</b></p>	<p> <b>INTERNET WORKSHOP</b>, pp. T91–T96</p>	<p> <b>SMART PLACE CD-ROM Presentation Tools</b>, p. T71</p> <p><b>WORKSHOP</b>, pp. T91–T96</p>	













**MODIFY INSTRUCTION**

- INTERVENTION    ▲ ESL/ELD    ■ EXTRA HELP
- \* GIFTED & TALENTED    ☑ = TESTED SKILL

	DAY 3	DAY 4	DAY 5
	<p><b>REREAD:</b> ▲ "The Homecoming," pp. T62–T69</p> <p>☑ <b>LITERARY ELEMENT:</b> ▲ * Plot, p. T74 Transparency 50 Practice Book, pp. 187–189</p> <p><b>COMPREHENSION:</b> ▲ ■ Make Inferences, p. T76 Transparency 51 Practice Book, pp. 188, 190–191</p> <p><b>INTERVENTION,</b> ● p. T78 Vocabulary: Multiple-Meaning Words Literary Element: Plot Fluency: Repeated Readings</p>	<p><b>LITERATURE CONNECTION:</b> "The Homecoming," p. T80</p> <p><b>PHONICS:</b> ▲ Syllabication: Vowel Digraphs, p. T82</p> <p><b>CONTENT AREA VOCABULARY,</b> p. T83</p>	<p><b>READING ASSESSMENT:</b> Selection Test, p. T86</p> <p><b>MODIFYING ASSESSMENT,</b> p. T86 ESL/ELD: Vocabulary Extra Help: Literary Element</p> <p><b>PERFORMANCE-BASED ASSESSMENT:</b> Conference, p. T87 One-Minute Fluency, p. T87</p>
	<p><b>RESPOND:</b> ▲ Think About Reading, p. T72 Write a Human-Interest Article, p. T73 Practice Book, p. 185</p> <p>☑ <b>SPELLING:</b> Write/Proofread, p. R9 Spelling Resource Book, p. 93</p> <p>☑ <b>GRAMMAR, USAGE, MECHANICS:</b> Practice, p. R11 Practice Book, p. 186</p> <p><b>ORAL LANGUAGE,</b> p. T73</p>	<p>☑ <b>WRITING WORKSHOP:</b> Retelling a Story, p. T80 <b>Writer's Craft:</b> Third-Person Point of View, p. T81 Transparency 52 Practice Book, p. 184</p> <p>☑ <b>SPELLING:</b> Study/Review, p. R9 Spelling Resource Book, p. 200</p> <p>☑ <b>GRAMMAR, USAGE, MECHANICS:</b> Apply, p. R11</p> <p><b>ORAL LANGUAGE,</b> p. T81</p>	<p><b>WRITING ASSESSMENT,</b> p. T88 Student Model Students' Writing Rubric</p> <p>☑ <b>SPELLING:</b> Posttest, p. R9 Spelling Resource Book, p. 202</p> <p>☑ <b>GRAMMAR, USAGE, MECHANICS:</b> Assess, p. R11</p> <p><b>ORAL LANGUAGE,</b> p. T88</p>
	<p><b>RESPOND:</b> Literature Circle, p. T73</p> <p><b>READ ALOUD,</b> p. T79</p> <p><b>SCHOLASTIC GUIDED READING PROGRAM,</b> p. T79</p> <p><b>OPTIONAL MATERIALS,</b> ● p. T79 Read 180 book: <i>Little Monster</i> "The Homecoming" audiocassette</p>	<p><b>READ ALOUD,</b> p. T85</p> <p><b>SCHOLASTIC GUIDED READING PROGRAM,</b> p. T85</p> <p><b>STUDY SKILLS:</b> Taking Language Arts Tests, p. T84 Practice Book, p. 192</p>	<p><b>READ ALOUD,</b> p. T90</p> <p><b>SCHOLASTIC GUIDED READING PROGRAM,</b> p. T90</p> <p><b>INTEGRATED LANGUAGE ARTS:</b> Write a Letter "Home," p. T89 Compare Folk Tales, p. T89 Research Folk Tales, p. T90 Picture Stories, p. T90</p>
	<p>TEKS: 5.3:A; 5.4:A; 5.5:C; 5.6:C; 5.7:A,B,C,E; 5.8:A,B; 5.9:D; 5.10:G,H,K; 5.11:A; 5.12:H,I; 5.15:A,C,F; 5.19:H</p> <p>TAAS: 5R 1,2,3,4,5; 8W 1,3,7</p>	<p>TEKS: 5.1:A; 5.3:A; 5.5:C; 5.6:A; 5.7:A,B; 5.8:C; 5.9:A,B,E; 5.10:K; 5.11:A; 5.13:A,C; 5.15:A,C,F; 5.19:A,B,C,D,E,F,G,H; 5.20:D</p> <p>TAAS: 5R 4,5; 8W 1,2,3,4,5,7</p>	<p>TEKS: 5.3:A; 5.4:A; 5.5:C,D; 5.7:A,B,C,D,E; 5.8:A,B,C; 5.9:A,E; 5.10:G,H,K; 5.12:I; 5.15:A,B ,F; 5.19:F,H; 5.20:A,C</p> <p>TAAS: 5R 2,3,5; 8W 1,3,7</p>
	<p>INTERNET Comprehension Skills, p. T73</p> <p><b>WORKSHOP,</b> pp. T91–T96</p>	<p>SMART PLACE CD-ROM Expand Vocabulary, p. T83</p> <p>INTERNET Study Skills, p. T85</p> <p><b>WORKSHOP,</b> pp. T91–T96</p>	<p>WORD PROCESSING Organizing Information, p. T89</p> <p><b>WORKSHOP,</b> pp. T91–T96</p>





# Literacy Place Weekly Organizer

From Miss Ida's Porch

	DAY 1	DAY 2
<p><b>READ</b> and Introduce Skills</p> <ul style="list-style-type: none"> <li>• VOCABULARY</li> <li>• PHONICS</li> <li>• COMPREHENSION</li> <li>• LITERARY ELEMENT</li> </ul>	<p><b>BUILD BACKGROUND</b>, ▲ p. T103</p> <p> <b>VOCABULARY</b>: ▲ ■ pp. T104–T105 Vocabulary Transparency 15 Transparency 53 Practice Book, p. 195</p> <p><b>PREVIEW AND PREDICT</b>, p. T106</p> <p><b>READ</b>: ▲ * ■ <i>From Miss Ida's Porch</i>, pp. T106–T119</p> <p><b>GENRE</b>: Fiction, p. T107</p> <p> <b>LITERARY ELEMENT</b>: Point of View, p. T109</p> <p> <b>COMPREHENSION</b>:  Draw Conclusions, p. T111</p>	<p><b>READ</b>: ▲ ■ * <i>From Miss Ida's Porch</i>, pp. T120–T131</p> <p><b>PHONICS</b>: Silent Letters <i>mn, lk, lm</i>, p. T121</p> <p> <b>COMPREHENSION</b>: Sequence, p. T123</p> <p> <b>LITERARY ELEMENT</b>: Character, p. T125 Theme, p. T129</p>
<p><b>WRITE</b> and Respond</p> <ul style="list-style-type: none"> <li>• GRAMMAR</li> <li>• USAGE</li> <li>• MECHANICS</li> <li>• SPELLING</li> <li>• WRITING</li> </ul>	<p><b>WRITING WORKSHOP</b>: Introduce, p. T103</p> <p><b>JOURNAL</b>: Make Predictions, p. T106</p> <p> <b>SPELLING</b>: Pretest: Words That Begin With <i>ex-</i>, p. R14 Spelling Resource Book, p. 94</p> <p> <b>GRAMMAR, USAGE, MECHANICS</b>: Teach/Model: Possessive Pronouns, p. R16</p> <p><b>ORAL LANGUAGE</b>, p. T119</p>	<p><b>WRITING WORKSHOP</b>: Prewrite, p. T131 Practice Book, p. 198</p> <p> <b>SPELLING</b>: Vocabulary Practice, p. R14 Spelling Resource Book, pp. 95–97</p> <p> <b>GRAMMAR, USAGE, MECHANICS</b>: Practice, p. R16</p> <p><b>ORAL LANGUAGE</b>, p. T131</p>
<p><b>EXTEND SKILLS</b> and Apply to Literature</p> <ul style="list-style-type: none"> <li>• INTEGRATED LANGUAGE ARTS</li> <li>• LISTENING/SPEAKING/VIEWING</li> <li>• INTEGRATED CURRICULUM</li> <li>• GUIDED READING</li> <li>• INDEPENDENT READING</li> </ul>	<p><b>READ ALOUD</b>, p. T119</p> <p><b>SCHOLASTIC GUIDED READING PROGRAM</b>, p. T119</p> <p><b>INTEGRATED CURRICULUM</b>: The Arts, p. R19</p> <p><b>TRADE BOOKS</b></p> <ul style="list-style-type: none"> <li>• <i>Dear Dr. Bell . . .</i> <i>Your Friend, Helen Keller</i></li> <li>• <i>Koya DeLaney and the Good Girl Blues</i></li> </ul>	<p><b>READ ALOUD</b>, p. T131</p> <p><b>SCHOLASTIC GUIDED READING PROGRAM</b>, p. T131</p> <p><b>INTEGRATED CURRICULUM</b>: Social Studies, p. R19 Math, p. R18 Science, p. R18</p> <p><b>TRADE BOOKS</b></p> <ul style="list-style-type: none"> <li>• <i>School Spirit</i></li> <li>• <i>That's a Wrap: How Movies Are Made</i></li> </ul>
<p>TAAS/TEKS</p>	<p>TEKS 5.6:C; 5.7:A,B,D,E; 5.8:A,B,C; 5.9:A,B,C,D; 5.10:A,B,C,E,G,H; 5.11:A,B,C,D; 5.12:D,F,G,H,I,J; 5.15:A,C,F; 5.18:B; 5.23:A</p> <p>TAAS 5R 1,2,3,4,5,6; 8W 1,3,5</p>	<p>TEKS 5.4:A; 5.5:C; 5.6:A; 5.7:A,B,E; 5.8:A,B,C; 5.9:A,E; 5.10:B,C,D,E,F,G,H,L; 5.11:A,C,D; 5.12:D,G,H; 5.15:A,C,F; 5.19:A,H</p> <p>TAAS 5R 2,3,4,5; 8W 1,3,7</p>
<p><b>TECHNOLOGY</b> and <b>REAL-WORLD SKILLS</b></p>	<p> <b>INTERNET</b> Finding the Facts, p. T119</p> <p><b>WORKSHOP</b>, pp. T91–T96</p>	<p> <b>AUDIO</b> Listening Skills, p. T131</p> <p><b>WORKSHOP</b>, pp. T91–T96</p>




**MODIFY INSTRUCTION**

- INTERVENTION    ▲ ESL/ELD    ■ EXTRA HELP
- \* GIFTED & TALENTED    ☑ = TESTED SKILL

	DAY 3	DAY 4	DAY 5
	<p><b>READ:</b> ▲ ■ * ●                      “A Few Appropriate Remarks,”                      pp. T132–T137</p> <p><b>GENRE:</b> Magazine Article, p. T133</p> <p><b>COMPREHENSION:</b>                      Main Idea/Details, p. T135                      Make Judgments, p. T137</p> <p>☑ <b>COMPREHENSION:</b> ▲ *                      Draw Conclusions, pp. T140–T141                      Transparency 54                      Practice Book, pp. 201–203</p> <p><b>INTERVENTION:</b> ● p. T142                      Phonics: Silent Letters <i>mn, lk, lm</i>                      Comprehension: Draw Conclusions                      Fluency: Paired Reading</p>	<p><b>LITERATURE CONNECTION:</b>  <i>From Miss Ida’s Porch</i>, p. T144</p> <p><b>VOCABULARY:</b> ▲                      Homophones, p. T146</p> <p><b>CONTENT AREA VOCABULARY,</b>                      p. T147</p>	<p><b>READING ASSESSMENT:</b>                      Selection Test, p. T150</p> <p><b>MODIFYING ASSESSMENT,</b> p. T150                      ESL/ELD: Vocabulary                      Extra Help: Comprehension</p> <p><b>PERFORMANCE-BASED ASSESSMENT:</b>                      One-Minute Fluency, p. T151                      Conference, p. T151</p>
	<p><b>RESPOND:</b> ▲ ■                      Think About Reading, p. T138                      Write a Personal Account, p. T139                      Practice Book, p. 199</p> <p>☑ <b>SPELLING:</b>                      Write/Proofread, p. R15                      Spelling Resource Book, p. 98</p> <p>☑ <b>GRAMMAR, USAGE, MECHANICS:</b>                      Practice, p. R17                      Practice Book, p. 200</p> <p><b>ORAL LANGUAGE,</b> p. T139</p>	<p><b>WRITING WORKSHOP:</b>                      Description of a Place, p. T144</p> <p><b>Writer’s Craft:</b> Mood, p. T145                      Transparency 55                      Practice Book, p. 198</p> <p>☑ <b>SPELLING:</b>                      Study/Review, p. R15                      Spelling Resource Book, p. 200</p> <p>☑ <b>GRAMMAR, USAGE, MECHANICS:</b>                      Apply, p. R17</p> <p><b>ORAL LANGUAGE,</b> p. T145</p>	<p><b>WRITING ASSESSMENT,</b> p. T152                      Student Model                      Students’ Writing Rubric</p> <p>☑ <b>SPELLING:</b>                      Posttest, p. R15                      Spelling Resource Book, p. 202</p> <p>☑ <b>GRAMMAR, USAGE, MECHANICS:</b>                      Assess, p. R17</p> <p><b>ORAL LANGUAGE,</b> p. T152</p>
	<p><b>RESPOND:</b> Literature Circle, p. T139</p> <p><b>READ ALOUD,</b> p. T143</p> <p><b>SCHOLASTIC GUIDED READING PROGRAM,</b> p. T143</p> <p><b>OPTIONAL MATERIALS:</b> ● p. T143                      Sprint Plus book: <i>Two of a Kind</i>  <i>From Miss Ida’s Porch</i> audiocassette</p>	<p><b>READ ALOUD,</b> p. T149</p> <p><b>SCHOLASTIC GUIDED READING PROGRAM,</b> p. T149</p> <p>☑ <b>STUDY SKILLS:</b>                      Using Multiple Reference Sources,                      pp. T148–T149                      Practice Book, p. 204</p>	<p><b>READ ALOUD,</b> p. T154</p> <p><b>SCHOLASTIC GUIDED READING PROGRAM,</b> p. T154</p> <p><b>INTEGRATED LANGUAGE ARTS:</b>                      Listen to Music, p. T153                      Write a Cinquain, p. T153                      History in Your Life, p. T154                      Community History Report, p. T154</p>
	<p>TEKS 5.3:A; 5.5:D; 5.6:A; 5.7:A,B,C,D,E;                      5.8:A,B; 5.9:A,E; 5.10:F,G,H,J,K; 5.11:A,B,D;                      5.12:D,F,H,G; 5.15:A,C,F; 5.18:B</p> <p>TAAS 5R 2,3,4,5,6; 8W 1,3,7</p>	<p>TEKS 5.6:A; 5.7:A,B; 5.8:C; 5.9:A,E;                      5.10:K; 5.13:A,C; 5.15:A,C,F; 5.17:D;                      5.19:A,B,C,D,E,F,G,H; 5.20:D; 5.21:A,C</p> <p>TAAS 8W 1,2,3,4,5,6,7</p>	<p>TEKS 5.1:A; 5.4:A; 5.5:A,B,D,F; 5.7:A,                      B,C,D,E; 5.8:A,B,C; 5.9:A,E; 5.10:F,H,K;                      5.11:B,D; 5.12:D,G,J; 5.15:A,C,F; 5.19:H;                      5.20:A,C</p> <p>TAAS 5R 4,5,6; 8W 1,3,7</p>
	<p> <b>SMART PLACE CD-ROM</b>                      Presentation Tools, p. T139</p> <p><b>WORKSHOP,</b> pp. T91–T96</p>	<p> <b>WORD PROCESSING</b>                      Expand Vocabulary, p. T147</p> <p> <b>INTERNET</b>                      Study Skills, p. T149</p> <p><b>WORKSHOP,</b> pp. T91–T96</p>	<p> <b>VIDEO</b>                      Speaking Skills, p. T154</p> <p><b>WORKSHOP,</b> pp. T91–T96</p>

# Literacy Place Weekly Organizer

## The Phantom Tollbooth

	DAY 1	DAY 2	
<p><b>READ</b> and Introduce Skills</p> <ul style="list-style-type: none"> <li>• VOCABULARY</li> <li>• PHONICS</li> <li>• COMPREHENSION</li> <li>• LITERARY ELEMENT</li> </ul>	<p><b>BUILD BACKGROUND</b>, ▲ p. T161</p> <p><input checked="" type="checkbox"/> <b>VOCABULARY</b>: ▲ ■ pp. T162–T163 Vocabulary Transparency 16 Transparency 56 Practice Book, p. 205</p> <p><b>PREVIEW AND PREDICT</b>, p. T164</p> <p><b>READ</b>: ▲ ■ * ● <i>The Phantom Tollbooth</i>, pp. T164–T175</p> <p><b>GENRE</b>: Fantasy, p. T165</p> <p><input checked="" type="checkbox"/> <b>COMPREHENSION</b>:  Visualize, p. T169 Fantasy/Reality, p. T173</p> <p><input checked="" type="checkbox"/> <b>AUTHOR'S CRAFT</b>: Figurative Language, p. T171</p>	<p><b>READ</b>: ▲ ■ * ● <i>The Young Person's Guide to the Orchestra</i>, pp. T176–T181</p> <p><b>GENRE</b>: Nonfiction, p. T177</p> <p><b>PHONICS</b>: Open and Closed Syllables, p. T179 /z/ x, p. T181</p>	
<p><b>WRITE</b> and Respond</p> <ul style="list-style-type: none"> <li>• GRAMMAR</li> <li>• USAGE</li> <li>• MECHANICS</li> <li>• SPELLING</li> <li>• WRITING</li> </ul>	<p><b>WRITING WORKSHOP</b>: Introduce, p. T161</p> <p><b>JOURNAL</b>: Make Predictions, p. T164</p> <p><input checked="" type="checkbox"/> <b>SPELLING</b>: Pretest: Words With the Latin Roots <i>port, mob, mot</i>, p. R20 Spelling Resource Book, p. 99</p> <p><input checked="" type="checkbox"/> <b>GRAMMAR, USAGE, MECHANICS</b>: Teach/Model: Subject-Verb Agreement, p. R22</p> <p><b>ORAL LANGUAGE</b>, p. T175</p>	<p><b>WRITING WORKSHOP</b>: Prewrite, p. T181 Practice Book, p. 207</p> <p><input checked="" type="checkbox"/> <b>SPELLING</b>: Vocabulary Practice, p. R20 Spelling Resource Book, pp. 100–102</p> <p><input checked="" type="checkbox"/> <b>GRAMMAR, USAGE, MECHANICS</b>: Practice, p. R22</p> <p><b>ORAL LANGUAGE</b>, p. T181</p>	
<p><b>EXTEND SKILLS</b> and Apply to Literature</p> <ul style="list-style-type: none"> <li>• INTEGRATED LANGUAGE ARTS</li> <li>• LISTENING/SPEAKING/VIEWING</li> <li>• INTEGRATED CURRICULUM</li> <li>• GUIDED READING</li> <li>• INDEPENDENT READING</li> </ul>	<p><b>READ ALOUD</b>, p. T175</p> <p><b>SCHOLASTIC GUIDED READING PROGRAM</b>, p. T175</p> <p><b>INTEGRATED CURRICULUM</b>: The Arts, p. R25 Science, p. R24 Math, p. R24</p> <p><b>TRADE BOOKS</b></p> <ul style="list-style-type: none"> <li>• <i>Dear Dr. Bell . . . Your Friend, Helen Keller</i></li> <li>• <i>Koya DeLaney and the Good Girl Blues</i></li> </ul>	<p><b>READ ALOUD</b>, p. T181</p> <p><b>SCHOLASTIC GUIDED READING PROGRAM</b>, p. T181</p> <p><b>INTEGRATED CURRICULUM</b>: Social Studies, p. R25</p> <p><b>TRADE BOOKS</b></p> <ul style="list-style-type: none"> <li>• <i>School Spirit</i></li> <li>• <i>That's a Wrap: How Movies Are Made</i></li> </ul>	
<p>TAAS/TEKS</p>	<p>TEKS: 5.4:A; 5.6:B; 5.7:A,B,D,E; 5.8:A,B,C; 5.9:A,B,C,D; 5.10:A,B,D,E,H; 5.11:A,B,C,D; 5.12:D,G,H,I; 5.15:A,C,F; 5.18:B; 5.19:A</p> <p>TAAS: 5R 1,3,4,5; 8W 1,3,5</p>	<p>TEKS: 5.3:A; 5.5:C; 5.6:A,B; 5.7:A,B; 5.8:A,B,C; 5.10:C,G,H,J,K,L; 5.11:A,B; 5.12:D,G,I,J; 5.13:A,C; 5.15:A,C,F; 5.19:H</p> <p>TAAS: 5R 1,3,4,5,6; 8W 1,3,7</p>	
<p><b>TECHNOLOGY</b> and <b>REAL-WORLD SKILLS</b></p>	<p> <b>SCHOLASTIC NETWORK</b> Reading Skills, p. T175</p>	<p> <b>SMART PLACE CD-ROM</b> Presentation Tools, p. T179</p> <p><b>PROJECT</b>, pp. T212–T219</p>	

**MODIFY INSTRUCTION**

- INTERVENTION    ▲ ESL/ELD    ■ EXTRA HELP
- \* GIFTED & TALENTED    ☑ = TESTED SKILL

	DAY 3	DAY 4	DAY 5
	<p><b>REREAD:</b> ▲ <i>The Phantom Tollbooth</i>, pp. T164–175</p> <p>☑ <b>COMPREHENSION:</b> ▲ * Visualize, p. T184 Transparency 57 Practice Book, pp. 210–212</p> <p>☑ <b>AUTHOR'S CRAFT:</b> ▲ * Figurative Language, p. T186 Transparency 58 Practice Book, pp. 211, 213–214</p> <p><b>INTERVENTION,</b> ● p. T188 Phonics: Open and Closed Syllables Author's Craft: Figurative Language Fluency: Read Dialogue</p>	<p><b>LITERATURE CONNECTION:</b> <i>The Young Person's Guide to the Orchestra</i>, p. T190</p> <p><b>CONTEXT CLUES:</b> ▲ Specialized Vocabulary, p. T192</p> <p><b>CONTENT AREA VOCABULARY,</b> p. T193</p>	<p><b>READING ASSESSMENT:</b> Selection Test, p. T196</p> <p><b>MODIFYING ASSESSMENT,</b> p. T196 ESL/ELD: Vocabulary Extra Help: Comprehension</p> <p><b>PERFORMANCE-BASED ASSESSMENT:</b> Conference, p. T197 One-Minute Fluency, p. T197</p>
	<p><b>RESPOND:</b> ▲ ■ Think About Reading, p. T182 Write a Fund-Raising Letter, p. T183 Practice Book, p. 208</p> <p>☑ <b>SPELLING:</b> Write/Proofread, p. R21 Spelling Resource Book, p. 103</p> <p>☑ <b>GRAMMAR, USAGE, MECHANICS:</b> Practice, p. R23 Practice Book, p. 209</p> <p><b>ORAL LANGUAGE,</b> p. T183</p>	<p><b>WRITING WORKSHOP:</b> Music Review, p. T190 <b>Writer's Craft:</b> Sensory Details, p. T191 Transparency 59 Practice Book, p. 207</p> <p>☑ <b>SPELLING:</b> Study/Review, p. R21 Spelling Resource Book, p. 200</p> <p>☑ <b>GRAMMAR, USAGE, MECHANICS:</b> Apply, p. R23</p> <p><b>ORAL LANGUAGE,</b> p. T191</p>	<p><b>WRITING ASSESSMENT,</b> p. T198 Student Model Students' Writing Rubric</p> <p>☑ <b>SPELLING:</b> Posttest, p. R21 Spelling Resource Book, p. 202</p> <p>☑ <b>GRAMMAR, USAGE, MECHANICS:</b> Assess, p. R23</p> <p><b>ORAL LANGUAGE,</b> p. T198</p>
	<p><b>RESPOND:</b> Literature Circle, p. T183</p> <p><b>READ ALOUD,</b> p. T189</p> <p><b>SCHOLASTIC GUIDED READING PROGRAM,</b> p. T189</p> <p><b>OPTIONAL MATERIALS,</b> ● p. T189 Read 180 book: <i>Creatures Infest Local School!</i> <i>The Phantom Tollbooth</i> audiocassette</p>	<p><b>READ ALOUD,</b> p. T195</p> <p><b>SCHOLASTIC GUIDED READING PROGRAM,</b> p. T195</p> <p>☑ <b>STUDY SKILLS:</b> Using Text Organizers, p. T194 Practice Book, p. 215</p>	<p><b>READ ALOUD,</b> p. T200</p> <p><b>SCHOLASTIC GUIDED READING PROGRAM,</b> p. T200</p> <p><b>INTEGRATED LANGUAGE ARTS:</b> Write a Fantasy Story, p. T199 Create a Character Collage, p. T199 Interview a Musician, p. T200 A Gift from Nature, p. T200</p>
	<p>TEKS: 5.3:A; 5.4:A; 5.6:C; 5.7:A,B,C,D,E; 5.8:A; 5.9:B; 5.10:D,K,L; 5.11:A; 5.12:D; 5.13:A,C,D; 5.15:A,B,G; 5.17:A; 5.19:H</p> <p>TAAS: 5R 1,2,3,4,5; 8W 1,3,7</p>	<p>TEKS: 5.5:A; 5.6:A,C; 5.7:A,B; 5.8:C; 5.9:A,B,C,E; 5.10:K; 5.13:A,C; 5.15:A,C,F,G; 5.19:A,B,C,D,E,F,G,H; 5.20:D; 5.21:A</p> <p>TAAS: 5R 1; 8W 1,2,3,4,5,7</p>	<p>TEKS: 5.3:A; 5.4:A; 5.5:C,D; 5.7:A,B,C,D,E; 5.8:A,B,C; 5.9:A,E; 5.10:D,K; 5.12:I; 5.15:A,B,C,F; 5.19:F,H; 5.20:A,C; 5.25:A</p> <p>TAAS: 5R 5; 8W 1,3,7</p>
	<p>🎧 <b>WORD PROCESSING/ART PROGRAM</b> Communicating Through Letters, p. T183</p> <p><b>PROJECT,</b> pp. T212–T219</p>	<p>🎧 <b>INTERNET</b> Expand Vocabulary, p. T193</p> <p>📀 <b>SMART PLACE CD-ROM</b> Study Skills, p. T195</p> <p><b>PROJECT,</b> pp. T212–T219</p>	<p>🎧 <b>AUDIO/VIDEO</b> Speaking Skills, p. T199</p> <p><b>PROJECT,</b> pp. T212–T219</p>

LITERACY PLACE WEEKLY ORGANIZER: EXTENDED STUDY

DAY 1	DAY 2	DAY 3	DAY 4	DAY 5
<ul style="list-style-type: none"> <li>• EXTENDED STUDY</li> <li>• TRADE BOOK LIBRARY</li> <li>• PROJECT</li> </ul>	<ul style="list-style-type: none"> <li>• EXTENDED STUDY</li> <li>• WRITING PROCESS</li> <li>• TRADE BOOK LIBRARY</li> <li>• PROJECT</li> </ul>	<ul style="list-style-type: none"> <li>• EXTENDED STUDY</li> <li>• WRITING PROCESS</li> <li>• TRADE BOOK LIBRARY</li> <li>• PROJECT</li> </ul>	<ul style="list-style-type: none"> <li>• WRITING PROCESS</li> <li>• TRADE BOOK LIBRARY</li> <li>• PROJECT</li> </ul>	<ul style="list-style-type: none"> <li>• EXTENDED STUDY</li> <li>• OTHER LITERATURE/MEDIA</li> <li>• PROJECT</li> </ul>
<p>TEKS 5.4:A,B,C; 5.10:I, J,K,L; 5.11:A,B,D; 5.12:H; 5.13:A,C,E; 5.15:A,C,F; 5.21:A,C; 5.25:A TAAS 5R 4,5,6; 8W 1</p>	<p>TEKS 5.4:A; 5.7:A; 5.10:I,J,K,L; 5.11:A,B,D; 5.12:H; 5.13:E; 5.15:C,F,G; 5.19:A,B,C,D,E,F,G; 5.20:D; 5.21:A,C TAAS 5R 4,5,6; 8W 1,2,3,4,5,7</p>	<p>TEKS 5.4:A; 5.5:A,B; 5.10:I,J,K,L; 5.11:A,B,D; 5.12:H; 5.13:A,C,E; 5.15:F,G; 5.19:A,B,C,D,E,F,G; 5.21:A,C TAAS 5R 4,5,6; 8W 1,2,3,4,5,7</p>	<p>TEKS 5.4:A; 5.7:A; 5.10:I,L; 5.11:D; 5.12:H; 5.13:E; 5.15:A,C,F,G; 5.19:A,B,C,D,E,F,G; 5.23:A; 5.24:A TAAS 5R 4,5; 8W 1,2,3,4,5,7</p>	<p>TEKS 5.4:A; 5.7:A; 5.8:B,C; 5.10:K,L; 5.11:D; 5.13:E; 5.23:A; 5.24:A TAAS 5R 4,5</p>

LITERACY PLACE WEEKLY ORGANIZER: WRAP-UP

DAY 1	DAY 2	DAY 3	DAY 4	DAY 5
<ul style="list-style-type: none"> <li>• TRADE BOOK LIBRARY</li> <li>• TECHNOLOGY</li> <li>• PROJECT</li> </ul>	<ul style="list-style-type: none"> <li>• TRADE BOOK LIBRARY</li> <li>• TECHNOLOGY</li> <li>• PROJECT</li> </ul>	<ul style="list-style-type: none"> <li>• TRADE BOOK LIBRARY</li> <li>• PROJECT</li> </ul>	<ul style="list-style-type: none"> <li>• TRADE BOOK LIBRARY</li> <li>• PROJECT</li> <li>• HOME INVOLVEMENT</li> </ul>	<ul style="list-style-type: none"> <li>• TRADE BOOK LIBRARY</li> <li>• PRESENTATION SKILL</li> <li>• END OF UNIT ASSESSMENT</li> </ul>
TEKS 5.4:A; 5.5:A,B; 5.7:A,B; 5.8:B,C; 5.11:A; 5.13:C; 5.15:A,C,F; 5.19:A,B,F; 5.20:A; 5.21:A,C TAAS 5R 4; 8W 1,2,4	TEKS 5.4:A; 5.5:A,B; 5.7:A,B; 5.8:B,C; 5.11:A; 5.13:C; 5.15:A,C,F; 5.19:A,B,F; 5.20:A; 5.21:A,C TAAS 5R 4; 8W 1,2,4	TEKS 5.4:A; 5.5:A,B; 5.11:A; 5.13:A; 5.15:A,C,F; 5.19:A,B,F; 5.20:A,B,C; 5.21:A,C TAAS 5R 4; 8W 1,2,4	TEKS 5.1:A; 5.5:A,B; 5.8:B,C; 5.13:C; 5.15:A,C,F; 5.19:A,B,F; 5.20:A; 5.21:A TAAS 8W 1,2,4	TEKS 5.4:A; 5.13:A,C,E,F; 5.15:A,C,F; 5.19:A; 5.20:E; 5.21:A,C,E; 5.23:B TAAS 8W 1