

Literacy Place Weekly Organizer

Toliver's Secret

	DAY 1	DAY 2
<p>READ and Introduce Skills</p> <ul style="list-style-type: none"> • VOCABULARY • PHONICS • COMPREHENSION • LITERARY ELEMENT 	<p>BUILD BACKGROUND, ▲ p. T237</p> <p> VOCABULARY: ▲ ■ pp. T238–T239 Vocabulary Transparency 17 Transparency 61 Practice Book, p. 228</p> <p>PREVIEW AND PREDICT, p. T240</p> <p>READ: ▲ * ■ <i>Toliver's Secret</i>, pp. T240–T249</p> <p>GENRE: Historical Fiction, p. T241</p> <p> LITERARY ELEMENT: Setting, p. T243</p> <p> COMPREHENSION: Make Judgments, p. T245</p>	<p>READ: ▲ ■ * ● <i>Toliver's Secret</i>, pp. T250–T257</p> <p>AUTHOR'S CRAFT: Suspense, p. T251</p> <p>COMPREHENSION: Make Predictions, p. T253</p> <p> Sequence, p. T255</p>
<p>WRITE and Respond</p> <ul style="list-style-type: none"> • GRAMMAR • USAGE • MECHANICS • SPELLING • WRITING 	<p>WRITING WORKSHOP: Introduce, p. T237</p> <p>JOURNAL: Make Predictions, p. T240</p> <p> SPELLING: Pretest: Changing Final y to i, p. R30 Spelling Resource Book, p. 109</p> <p> GRAMMAR, USAGE, MECHANICS: Teach/Model: Adjectives, p. R32</p> <p>ORAL LANGUAGE, p. T249</p>	<p>WRITING WORKSHOP: Prewrite, p. T257 Practice Book, p. 230</p> <p> SPELLING: Vocabulary Practice, p. R30 Spelling Resource Book, pp. 110–112</p> <p> GRAMMAR, USAGE, MECHANICS: Practice, p. R32</p> <p>ORAL LANGUAGE, p. T257</p>
<p>EXTEND SKILLS and Apply to Literature</p> <ul style="list-style-type: none"> • INTEGRATED LANGUAGE ARTS • LISTENING/SPEAKING/VIEWING • INTEGRATED CURRICULUM • GUIDED READING • INDEPENDENT READING 	<p>READ ALOUD, p. T249</p> <p>SCHOLASTIC GUIDED READING PROGRAM, p. T249</p> <p>INTEGRATED CURRICULUM: Math, p. R34 The Arts, p. R35 Social Studies, p. R35</p> <p>TRADE BOOKS • <i>Morning Girl</i> • <i>Ben and Me</i></p>	<p>READ ALOUD, p. T257</p> <p>SCHOLASTIC GUIDED READING PROGRAM, p. T257</p> <p>TRADE BOOKS • <i>The Captive</i> • <i>Children of the Wild West</i></p>
<p>TAAS/TEKS</p>	<p>TEKS: 5.4:A; 5.6:C; 5.7:A,B,D,E; 5.8:A,B,C; 5.9:B,C,D; 5.10:A,B,E,H; 5.11:A,C,D; 5.12:D,G,I; 5.13:A,C; 5.15:A,C,F; 5.18:B; 5.24:A</p> <p>TAAS: 5R 1,2,4,5; 8W 1,3,5</p>	<p>TEKS: 5.4:A; 5.5:C; 5.7:A,B; 5.8:A,B,C; 5.9:A,B,D,E; 5.10:C,D,E,G,H,L; 5.11:A,B,C,D; 5.12:F,I; 5.15:A,C,F; 5.19:A,H; 5.22:B</p> <p>TAAS: 5R 1,2,3,4,5; 8W 1,3,7</p>
<p>TECHNOLOGY and REAL-WORLD SKILLS</p>	<p> WORD PROCESSING Comprehension Skills, p. T247</p>	<p> E-MAIL Communicating by E-Mail, p. T255</p> <p>WORKSHOP, pp. T333–T338</p>











MODIFY INSTRUCTION

- INTERVENTION ▲ ESL/ELD ■ EXTRA HELP
- * GIFTED & TALENTED ☑ = TESTED SKILL

	DAY 3	DAY 4	DAY 5
	<p>READ: ▲ ■ *</p> <p>“Paul Revere’s Ride,” pp. T258–T263</p> <p>GENRE: Narrative Poem, p. T259</p> <p>☑ LITERARY ELEMENT: ▲ ■</p> <p>Setting, pp. T266–T267 Transparency 62 Practice Book, pp. 233–235</p> <p>☑ COMPREHENSION: ▲ ■</p> <p>Make Judgments, pp. T268–T269 Transparency 63 Practice Book, pp. 234, 236, 237</p> <p>INTERVENTION, ● p. T270</p> <p>Phonics: Blends Literary Element: Setting Fluency: Reading Dialogue</p>	<p>LITERATURE CONNECTION:</p> <p>“Paul Revere’s Ride,” p. T272</p> <p>CONTEXT CLUES: ▲</p> <p>Unfamiliar Words, p. T274</p> <p>CONTENT AREA VOCABULARY, p. T275</p>	<p>READING ASSESSMENT:</p> <p>Selection Test, p. T278</p> <p>MODIFYING ASSESSMENT, p. T278</p> <p>ESL/ELD: Vocabulary Extra Help: Literary Element</p> <p>PERFORMANCE-BASED ASSESSMENT:</p> <p>Conference, p. T279 One-Minute Fluency, p. T279</p>
	<p>RESPOND: ▲ *</p> <p>Think About Reading, p. T264 Write a Dialogue, p. T265 Practice Book, p. 231</p> <p>☑ SPELLING:</p> <p>Write/Proofread, p. R31 Spelling Resource Book, p. 113</p> <p>☑ GRAMMAR, USAGE, MECHANICS:</p> <p>Practice, p. R33 Practice Book, p. 232</p> <p>ORAL LANGUAGE, p. T265</p>	<p>WRITING WORKSHOP:</p> <p>Narrative Poem, p. T272</p> <p>Writer’s Craft: Rhythm and Rhyme, p. T273 Transparency 64 Practice Book, p. 230</p> <p>☑ SPELLING:</p> <p>Study/Review, p. R31 Spelling Resource Book, p. 200</p> <p>☑ GRAMMAR, USAGE, MECHANICS:</p> <p>Apply, p. R33</p> <p>ORAL LANGUAGE, p. T273</p>	<p>WRITING ASSESSMENT, p. T280</p> <p>Student Model Students’ Writing Rubric</p> <p>☑ SPELLING:</p> <p>Posttest, p. R31 Spelling Resource Book, p. 202</p> <p>☑ GRAMMAR, USAGE, MECHANICS:</p> <p>Assess, p. R33</p> <p>ORAL LANGUAGE, p. T280</p>
	<p>RESPOND: Literature Circle, p. T265</p> <p>READ ALOUD, p. T271</p> <p>SCHOLASTIC GUIDED READING PROGRAM, p. T271</p> <p>INTEGRATED CURRICULUM:</p> <p>Science, p. R34</p> <p>OPTIONAL MATERIALS, ● p. T271</p> <p>Read 180 book: <i>Creatures Infest Local School!</i> <i>Toliver’s Secret</i> audiocassette</p>	<p>READ ALOUD, p. T277</p> <p>SCHOLASTIC GUIDED READING PROGRAM, p. T277</p> <p>ORAL LANGUAGE:</p> <p>Choral Reading, pp. T276–T277 Practice Book, p. 238</p>	<p>READ ALOUD, p. T282</p> <p>SCHOLASTIC GUIDED READING PROGRAM, p. T282</p> <p>INTEGRATED LANGUAGE ARTS:</p> <p>Create a Historic Tour Leaflet, p. T281 Research Colonial Fashions, p. T281 Write the Final Chapter, p. T282 Read a Longfellow Poem, p. T282</p>
	<p>TEKS: 5.3:A; 5.6:A,C; 5.7:A,B,C,D,E; 5.8:A,B; 5.9:A,C,E; 5.10:F,G,K; 5.11:A,B,D; 5.12:D,G,I; 5.13:A,C; 5.15:A,C,F; 5.21:A; 5.25:A</p> <p>TAAS: 5R 2,3,4,5; 8W 1,3,7</p>	<p>TEKS: 5.1:A,B; 5.3:A; 5.5:C,D; 5.7:A,B,E; 5.8:C; 5.9:A,B,E; 5.10:K,L; 5.15:A,C,F; 5.18:D; 5.19:A,B,C,D,E,F,G,H; 5.20:D; 5.25:A</p> <p>TAAS: 5R 1; 8W 1,2,3,4,5,6,7</p>	<p>TEKS: 5.3:A; 5.4:A; 5.5:C; 5.7:A,B,C,D,E; 5.8:A,B,C; 5.9:E; 5.10:K; 5.11:A,B; 5.12:I; 5.13:A,C; 5.15:A,C,F; 5.19:H; 5.20:A,C; 5.21:A; 5.25:A</p> <p>TAAS: 5R 2,4,5; 8W 1,3,7</p>
	<p>☑ WORD PROCESSING</p> <p>Matching Technology to Task, p. T265</p> <p>WORKSHOP, pp. T333–T338</p>	<p>☑ SMART PLACE CD-ROM</p> <p>Expand Vocabulary, p. T275</p> <p>☑ INTERNET</p> <p>Speaking Skills, p. T277</p> <p>WORKSHOP, pp. T333–T338</p>	<p>☑ INTERNET</p> <p>Finding the Facts, p. T281</p> <p>WORKSHOP, pp. T333–T338</p>

Literacy Place Weekly Organizer

The Way West: Journal of a Pioneer Woman

	DAY 1	DAY 2	
<p>READ and Introduce Skills</p> <ul style="list-style-type: none"> • VOCABULARY • PHONICS • COMPREHENSION • LITERARY ELEMENT 	<p>BUILD BACKGROUND, ▲ p. T289</p> <p> VOCABULARY: ▲ ■ p. T290 Vocabulary Transparency 18 Transparency 65; Practice Book, p. 239</p> <p>PREVIEW AND PREDICT, p. T292</p> <p>READ: ▲ * ■ ● <i>The Way West: Journal of a Pioneer Woman</i>, pp. T292–T303</p> <p>GENRE: Journal, p. T293</p> <p> COMPREHENSION: Cause/Effect, p. T295  Steps in a Process, p. T299 Problem/Solution, p. T307</p> <p>PHONICS: <i>ough</i> /uf/ and /oo/, p. T295</p>	<p>READ: ▲ ■ * ● <i>The Way West: Journal of a Pioneer Woman</i>, pp. T304–T311</p> <p> COMPREHENSION: Draw Conclusions, p. T305 Problem/Solution, p. T307</p> <p>STRUCTURAL ANALYSIS: Irregular Plurals, p. T309</p>	
<p>WRITE and Respond</p> <ul style="list-style-type: none"> • GRAMMAR • USAGE • MECHANICS • SPELLING • WRITING 	<p>WRITING WORKSHOP: Introduce, p. T289</p> <p>JOURNAL: Make Predictions, p. T292</p> <p> SPELLING: Pretest: Related Words, p. R36 Spelling Resource Book, p. 114</p> <p> GRAMMAR, USAGE, MECHANICS: Teach/Model: Adjectives That Compare, p. R38</p> <p>ORAL LANGUAGE, p. T303</p>	<p>WRITING WORKSHOP: Prewrite, p. T311 Practice Book, p. 241</p> <p> SPELLING: Vocabulary Practice, p. R36 Spelling Resource Book, pp. 115–117</p> <p> GRAMMAR, USAGE, MECHANICS: Practice, p. R38</p> <p>ORAL LANGUAGE, p. R311</p>	
<p>EXTEND SKILLS and Apply to Literature</p> <ul style="list-style-type: none"> • INTEGRATED LANGUAGE ARTS • LISTENING/SPEAKING/VIEWING • INTEGRATED CURRICULUM • GUIDED READING • INDEPENDENT READING 	<p>READ ALOUD, p. T303</p> <p>SCHOLASTIC GUIDED READING PROGRAM, p. T303</p> <p>INTEGRATED CURRICULUM: Science, p. R40 The Arts, p. R41</p> <p>TRADE BOOKS</p> <ul style="list-style-type: none"> • <i>Morning Girl</i> • <i>Ben and Me</i> 	<p>READ ALOUD, p. T311</p> <p>SCHOLASTIC GUIDED READING PROGRAM, p. T311</p> <p>INTEGRATED CURRICULUM: Math, p. R40</p> <p>TRADE BOOKS</p> <ul style="list-style-type: none"> • <i>The Captive</i> • <i>Children of the Wild West</i> 	
<p>TEKS/TAAS</p>	<p>TEKS: 5.6:A; 5.7:A,B,D,E; 5.8:B,C; 5.9:B,D; 5.10:A,B,E,F,H; 5.11:A,B,C,D; 5.12:D,J; 5.13:A,C; 5.15:B,F; 5.18:B; 5.21:B; 5.24:A</p> <p>TAAS: 5R 1,2,4,5,6; 8W 1,3,5</p>	<p>TEKS: 5.5:C; 5.7:A,B; 5.8:A,B,C; 5.9:A,B,E; 5.10:B,C,E,G,H,L; 5.11:B,C,D; 5.12:I,J; 5.15:A,C,F; 5.18:A; 5.19:A,F,H; 5.25:A</p> <p>TAAS: 5R 1,2,3,4,5,6; 8W 1,3,7</p>	
<p>TECHNOLOGY and REAL-WORLD SKILLS</p>	<p> SCHOLASTIC NETWORK Comprehension Skills, p. T301</p> <p>WORKSHOP, pp. T333–T338</p>	<p> SMART PLACE CD-ROM Presentation Tools, p. T307</p> <p>WORKSHOP, pp. T333–T338</p>	












MODIFY INSTRUCTION

- INTERVENTION ▲ ESL/ELD ■ EXTRA HELP
- * GIFTED & TALENTED ☑ = TESTED SKILL

	DAY 3	DAY 4	DAY 5
	<p>READ: ▲ ■ * “Oregon Fever,” pp. T312–T313 “I Love the Land,” pp. T314–T315</p> <p>COMPREHENSION: Evaluate Author’s Viewpoint, p. T315</p> <p>☑ COMPREHENSION: ▲ ■ Cause/Effect, p. T318 Transparency 66 Practice Book, pp. 244–246</p> <p>INTERVENTION, ● p. T320 Structural Analysis: Irregular Plurals Comprehension: Cause/Effect Fluency: Repeated Reading</p>	<p>LITERATURE CONNECTION: “I Love the Land,” p. T322</p> <p>CONTEXT CLUES: ▲ Multiple-Meaning Words, p. T324</p> <p>CONTENT AREA VOCABULARY, p. T325</p>	<p>READING ASSESSMENT: Selection Test, p. T328</p> <p>MODIFYING ASSESSMENT, p. T328 ESL/ELD: Vocabulary Extra Help: Comprehension</p> <p>PERFORMANCE-BASED ASSESSMENT: One-Minute Fluency, p. T329 Conference, p. T329</p>
	<p>RESPOND: ▲ ■ Think About Reading, p. T316 Write a Personal Narrative, p. T317 Practice Book, p. 242</p> <p>☑ SPELLING: Write/Proofread, p. R37 Spelling Resource Book, p. 118</p> <p>☑ GRAMMAR, USAGE, MECHANICS: Practice, p. R39 Practice Book, p. 243</p> <p>ORAL LANGUAGE, p. T317</p>	<p>WRITING WORKSHOP: Persuasive Essay, p. T322 Writer’s Craft: Tone, p. T323 Transparency 67 Practice Book, p. 241</p> <p>☑ SPELLING: Study/Review, p. R37 Spelling Resource Book, p. 200</p> <p>☑ GRAMMAR, USAGE, MECHANICS: Apply, p. R39</p> <p>ORAL LANGUAGE, p. T323</p>	<p>WRITING ASSESSMENT, p. T330 Student Model Students’ Writing Rubric</p> <p>☑ SPELLING: Posttest, p. R37 Spelling Resource Book, p. 202</p> <p>☑ GRAMMAR, USAGE, MECHANICS: Assess, p. R39</p> <p>ORAL LANGUAGE, p. T330</p>
	<p>RESPOND: Literature Circle, p. T317</p> <p>READ ALOUD, p. T321</p> <p>SCHOLASTIC GUIDED READING PROGRAM, p. T321</p> <p>INTEGRATED CURRICULUM: Social Studies, p. R41</p> <p>OPTIONAL MATERIALS, ● p. T321 Sprint Plus Book: <i>Questions and Answers About Sharks</i> <i>The Way West: Journal of a Pioneer Woman</i> audiocassette</p>	<p>READ ALOUD, p. T327</p> <p>SCHOLASTIC GUIDED READING PROGRAM, p. T327</p> <p>STUDY SKILLS: Taking Reading Tests: Nonfiction, p. T326 Practice Book, p. 247</p>	<p>READ ALOUD, p. T332</p> <p>SCHOLASTIC GUIDED READING PROGRAM, p. T332</p> <p>INTEGRATED LANGUAGE ARTS: Help Mrs. Knight Prepare for Her Trip, p. T331 Make a “Way West” Time Line, p. T331 Dramatize the Kiowa Chief’s Speech, p. T332 Write a Report, p. T332</p>
	<p>TEKS: 5.3:A; 5.5:D; 5.7:A,B,C,D,E; 5.8:A,B; 5.9:A,E; 5.10:E,F,G,K; 5.11:A,B,D; 5.12:D,J; 5.13:A,C,D; 5.15:A,C,E,F; 5.18:A</p> <p>TAAS: 5R 2,3,4,6; 8W 1,3,7</p>	<p>TEKS: 5.6:A; 5.7:A,B; 5.8:C; 5.9:A,B,E; 5.10:K; 5.11:D; 5.15:A,B,F; 5.18:D; 5.19:A,B,C,D,E,F,G,H; 5.20:D; 5.25:A</p> <p>TAAS: 5R 1,4; 8W 1,2,3,4,5,6,7</p>	<p>TEKS: 5.1:A; 5.5:C; 5.7:C,D,E; 5.8:A,B,C; 5.9:E; 5.10:E,H,K; 5.11:B; 5.12:I,J; 5.15:A,C,F; 5.19:H; 5.20:A,C; 5.21:D; 5.25:A</p> <p>TAAS: 5R 2,4,5,6; 8W 1,3,7</p>
	<p>🎧 AUDIO Speaking Skills, p. T317 WORKSHOP, pp. T333–T338</p>	<p>📀 SMART PLACE CD-ROM Expand Vocabulary, p. T325</p> <p>🌐 INTERNET Study Skills, p. T327 WORKSHOP, pp. T333–T338</p>	<p>🖨️ WORD PROCESSING Organizing Information, p. T331 WORKSHOP, pp. T333–T338</p>

Literacy Place Weekly Organizer

The House Of Dies Drear

	DAY 1	DAY 2
<p>READ and Introduce Skills</p> <ul style="list-style-type: none"> • VOCABULARY • PHONICS • COMPREHENSION • LITERARY ELEMENT 	<p>BUILD BACKGROUND, ▲ p. T345</p> <p> VOCABULARY: ▲ ■ pp. T346–T347 Vocabulary Transparency 19 Transparency 68 Practice Book, p. 250</p> <p>PREVIEW AND PREDICT, p. T348</p> <p>READ: ▲ * ■ <i>The House of Dies Drear</i>, pp. T348–T355</p> <p> GENRE: Realistic Fiction, p. T349</p> <p> COMPREHENSION:  Make Inferences, p. T351</p> <p> LITERARY ELEMENT: Setting, p. T353</p>	<p>READ: ▲ ■ * ● "Painting the Past," pp. T356–T361</p> <p>FINE ART, p. T357</p> <p>GRAMMAR: Proper Nouns, p. T359</p>
<p>WRITE and Respond</p> <ul style="list-style-type: none"> • GRAMMAR • USAGE • MECHANICS • SPELLING • WRITING 	<p>WRITING WORKSHOP: Introduce, p. T345</p> <p>JOURNAL: Make Predictions, p. T348</p> <p> SPELLING: Pretest: Words With the Latin Roots <i>dict, spec</i>, p. R42 Spelling Resource Book, p. 119</p> <p> GRAMMAR, USAGE, MECHANICS: Teach/Model: Prepositions, p. R44</p> <p>ORAL LANGUAGE, p. T355</p>	<p>WRITING WORKSHOP: Prewrite, p. T361 Practice Book, p. 252</p> <p> SPELLING: Practice, p. R42 Spelling Resource Book, pp. 120–122</p> <p> GRAMMAR, USAGE, MECHANICS: Practice, p. R44</p> <p>ORAL LANGUAGE, p. T361</p>
<p>EXTEND SKILLS and Apply to Literature</p> <ul style="list-style-type: none"> • INTEGRATED LANGUAGE ARTS • LISTENING/SPEAKING/VIEWING • INTEGRATED CURRICULUM • GUIDED READING • INDEPENDENT READING 	<p>READ ALOUD, p. T355</p> <p>SCHOLASTIC GUIDED READING PROGRAM, p. T355</p> <p>INTEGRATED CURRICULUM: Math, p. R46 Science, p. R46 Social Studies, p. R47</p> <p>TRADE BOOKS</p> <ul style="list-style-type: none"> • <i>Morning Girl</i> • <i>Ben and Me</i> 	<p>READ ALOUD, p. T361</p> <p>SCHOLASTIC GUIDED READING PROGRAM, p. T361</p> <p>INTEGRATED CURRICULUM: The Arts, p. R47</p> <p>TRADE BOOKS</p> <ul style="list-style-type: none"> • <i>The Captive</i> • <i>Children of the Wild West</i>
<p>TEKS/TAAS</p>	<p>TEKS: 5.5:C; 5.7:A,B,D,E; 5.8:A,B,C; 5.9:A,B,E; 5.10:A,B,C,G,H,K,L; 5.11:B,C,D; 5.12:D,G,I; 5.13:A,C; 5.15:A,C,F; 5.18:B; 5.24:A</p> <p>TAAS: 5R 1,2,3,4,5; 8W 1,3,5</p>	<p>TEKS: 5.4:A; 5.5:C; 5.7:A,B; 5.8:A,B,C; 5.9:A,E; 5.10:C,D,H,I,L; 5.11:D; 5.15:A,C,F; 5.16:B; 5.19:A,H; 5.21:A; 5.24:A</p> <p>TAAS: 5R 4,5; 8W 1,3,7</p>
<p>TECHNOLOGY and REAL-WORLD SKILLS</p>	<p> SMART PLACE CD-ROM Presentation Tools, p. T351</p> <p>WORKSHOP, pp. T333–T338</p>	<p> SCHOLASTIC NETWORK Finding the Facts, p. T361</p> <p>WORKSHOP, pp. T333–T338</p>




MODIFY INSTRUCTION

- INTERVENTION ▲ ESL/ELD ■ EXTRA HELP
- * GIFTED & TALENTED ☑ = TESTED SKILL

	DAY 3	DAY 4	DAY 5
	<p>REREAD: <i>The House of Dies Drear</i>, pp. T348–T351</p> <p>☑ COMPREHENSION: ▲ * Make Inferences, pp. T364–T365 Transparency 69 Practice Book, pp. 255–257</p> <p>INTERVENTION, ● p. T366 Grammar: Proper Nouns Comprehension: Make Inferences Fluency: Paired Readings</p>	<p>LITERATURE CONNECTION: <i>The House of Dies Drear</i>, p. T368</p> <p>STRUCTURAL ANALYSIS: ▲ Suffixes <i>-ist, -er, -or, -ian, -ent</i>, p. T370</p> <p>CONTENT AREA VOCABULARY, p. T371</p>	<p>READING ASSESSMENT: Selection Test, p. T374</p> <p>MODIFYING ASSESSMENT, p. T374 ESL/ELD: Vocabulary Extra Help: Literary Element</p> <p>PERFORMANCE-BASED ASSESSMENT: Conference, p. T375 One-Minute Fluency, p. T375</p>
	<p>RESPOND: ▲ Think About Reading, p. T362 Write a Business Letter, p. T363 Practice Book, p. 253</p> <p>☑ SPELLING: Write/Proofread, p. R43 Spelling Resource Book, p. 123</p> <p>☑ GRAMMAR, USAGE, MECHANICS: Practice, p. R45 Practice Book, p. 254</p> <p>ORAL LANGUAGE, p. T363</p>	<p>WRITING WORKSHOP: Explanatory Essay, p. T368 Writer's Craft: Audience, p. T369 Transparency 70 Practice Book, p. 252</p> <p>☑ SPELLING: Study/Review, p. R43 Spelling Resource Book, p. 200</p> <p>☑ GRAMMAR, USAGE, MECHANICS: Apply, p. R45</p> <p>ORAL LANGUAGE, p. T369</p>	<p>WRITING ASSESSMENT, p. T376 Student Model Students' Writing Rubric</p> <p>☑ SPELLING: Posttest, p. R43 Spelling Resource Book, p. 202</p> <p>☑ GRAMMAR, USAGE, MECHANICS: Assess, p. R45</p> <p>ORAL LANGUAGE, p. T376</p>
	<p>RESPOND: Literature Circle, p. T363</p> <p>READ ALOUD, p. T367</p> <p>SCHOLASTIC GUIDED READING PROGRAM, p. T367</p> <p>OPTIONAL MATERIALS, ● p. T367 Read 180 book: <i>Odd Jobs</i> <i>The House of Dies Drear</i> audiocassette</p>	<p>READ ALOUD, p. T373</p> <p>SCHOLASTIC GUIDED READING PROGRAM, p. T373</p> <p>☑ STUDY SKILLS: Maps and Signs, pp. T372–T373 Practice Book, p. 258</p>	<p>READ ALOUD, p. T378</p> <p>SCHOLASTIC GUIDED READING PROGRAM, p. T378</p> <p>INTEGRATED LANGUAGE ARTS: Who Was Dies Drear?, p. T377 Write a Poem, p. T377 Thomas Finds a Secret Passage, p. T378 Write and Perform a Script, p. T378</p>
	<p>TEKS: 5.4:A; 5.6:A; 5.7:A,B,C,D,E; 5.8:A,B; 5.9:A,E; 5.10:H,L; 5.11:A,B,D; 5.12:F,I; 5.15:A,C,F; 5.16:B; 5.17:C; 5.19:F,H</p> <p>TAAS: 5R 2,4,5; 8W 1,3,7</p>	<p>TEKS: 5.6:B; 5.7:A,B,E; 5.8:C; 5.9:A,D,E; 5.10:K,L; 5.13:D; 5.15:A,C,F; 5.16:B; 5.18:B; 5.19:A,B,C,D,E,F,G,H; 5.20:D; 5.25:A,B</p> <p>TAAS: 5R 1,2,5; 8W 1,2,3,4,5,7</p>	<p>TEKS: 5.5:C; 5.7:A,B,C; 5.8:A,B,C; 5.9:E; 5.10:H; 5.11:A,B; 5.12:D,G,I; 5.13:A,C; 5.15:A,C,F; 5.19:H; 5.20:A,C; 5.22:B; 5.25:A</p> <p>TAAS: 5R 2,4,5; 8W 1,3,7</p>
	<p>🖱 WORD PROCESSING Writing Skills, p. T363</p> <p>WORKSHOP, pp. T333–T338</p>	<p>🖱 WORD PROCESSING Expand Vocabulary, p. T371</p> <p>🖱 INTERNET Study Skills, p. T373</p> <p>WORKSHOP, pp. T333–T338</p>	<p>🖱 E-MAIL Communicating Through E-Mail, p. T377</p> <p>WORKSHOP, pp. T333–T338</p>




Literacy Place Weekly Organizer

At Home

	DAY 1	DAY 2
READ and Introduce Skills <ul style="list-style-type: none"> • VOCABULARY • PHONICS • COMPREHENSION • LITERARY ELEMENT 	BUILD BACKGROUND , ▲ p. T385 <input checked="" type="checkbox"/> VOCABULARY : ▲ * pp. T386–T387 Vocabulary Transparency 20 Transparency 71 Practice Book, p. 259 PREVIEW AND PREDICT , p. T388 READ : ▲ * ■ "At Home," pp. T388–T393 GENRE : Historical Nonfiction, p. T389 <input checked="" type="checkbox"/> COMPREHENSION : Summarize, p. T391 	READ : ▲ ■ * "At Home," pp. T394–T399 <input checked="" type="checkbox"/> COMPREHENSION : Evaluate Fact/Nonfact, p. T395 Compare/Contrast, p. T397
WRITE and Respond <ul style="list-style-type: none"> • GRAMMAR • USAGE • MECHANICS • SPELLING • WRITING 	WRITING WORKSHOP : Introduce, p. T385 JOURNAL : Make Predictions, p. T388 <input checked="" type="checkbox"/> SPELLING : Pretest: Other Homophones, p. R48 Spelling Resource Book, p. 124 <input checked="" type="checkbox"/> GRAMMAR, USAGE, MECHANICS : Teach/Model: Adverbs, p. R50 ORAL LANGUAGE , p. T393	WRITING WORKSHOP : Prewrite, p. T399 Practice Book, p. 260 <input checked="" type="checkbox"/> SPELLING : Vocabulary Practice, p. R48 Spelling Resource Book, pp. 125–127 <input checked="" type="checkbox"/> GRAMMAR, USAGE, MECHANICS : Practice, p. R50 ORAL LANGUAGE , p. T399
EXTEND SKILLS and Apply to Literature <ul style="list-style-type: none"> • INTEGRATED LANGUAGE ARTS • LISTENING/SPEAKING/VIEWING • INTEGRATED CURRICULUM • GUIDED READING • INDEPENDENT READING 	READ ALOUD , p. T393 SCHOLASTIC GUIDED READING PROGRAM , p. T393 INTEGRATED CURRICULUM : The Arts, p. R53 TRADE BOOKS <ul style="list-style-type: none"> • <i>Morning Girl</i> • <i>Ben and Me</i> 	READ ALOUD , p. T399 SCHOLASTIC GUIDED READING PROGRAM , p. T399 INTEGRATED CURRICULUM : Social Studies, p. R53 Science, p. R52 TRADE BOOKS <ul style="list-style-type: none"> • <i>The Captive</i> • <i>Children of the Wild West</i>
TEKS/TAAS	TEKS: 5.4:A; 5.6:B; 5.7:A,B,D,E; 5.8:A,B,C; 5.9:C,D; 5.10:A,B,D,G,H; 5.11:B,C,D; 5.12:D,G,J; 5.13:A,C; 5.15:A,C,F; 5.18:B TAAS: 5R 1,3,4,5,6; 8W 1,3,5	TEKS: 5.4:A; 5.6:A; 5.7:A,B; 5.8:A,B,C; 5.9:A,E; 5.10:C,G,H,I,J,K,L; 5.11:C,D; 5.12:B,D,G,H,J; 5.15:A,B,F; 5.19:A,H TAAS: 5R 3,4,5,6; 8W 1,3,7
TECHNOLOGY and REAL-WORLD SKILLS	 SCHOLASTIC NETWORK PROJECT , Finding the Facts, p. T391 PROJECT, pp. T436–T443	 SMART PLACE CD-ROM PROJECT , Viewing Skills, p. T397 PROJECT, pp. T436–T443

MODIFY INSTRUCTION

- INTERVENTION ▲ ESL/ELD ■ EXTRA HELP
- * GIFTED & TALENTED ☑ = TESTED SKILL

	DAY 3	DAY 4	DAY 5
	<p>READ: ▲ ■ "Russell Freedman," pp. T400–T403 "The New Colossus," pp. T404–T405</p> <p>☑ COMPREHENSION: ▲ * Summarize, pp. T408–T409 Transparency 72 Practice Book, pp. 264–266</p> <p>☑ COMPREHENSION: ▲ ■ Compare/Contrast, pp. T410–T411 Transparency 73 Practice Book, pp. 265, 267–268</p> <p>INTERVENTION, ● p. T412 Phonics: Syllabication: Affixes Comprehension: Summarize Fluency: Paired Reading</p>	<p>LITERATURE CONNECTION: "Russell Freedman: Historian/Author," p. T414</p> <p>STRUCTURAL ANALYSIS: ▲ Number Prefixes, p. T416</p> <p>CONTENT AREA VOCABULARY, p. T417</p>	<p>READING ASSESSMENT: Selection Test, p. T420</p> <p>MODIFYING ASSESSMENT, p. T420 ESL/ELD: Vocabulary Extra Help: Comprehension</p> <p>PERFORMANCE-BASED ASSESSMENT: Conference, p. T421 One-Minute Fluency, p. T421</p>
	<p>RESPOND: ▲ ■ Think About Reading, p. T406 Review a Photo Exhibit, p. T407 Practice Book, p. 262</p> <p>☑ SPELLING: Write/Proofread, p. R49 Spelling Resource Book, p. 128</p> <p>☑ GRAMMAR, USAGE, MECHANICS: Practice, p. R51 Practice Book, p. 263</p> <p>ORAL LANGUAGE, p. T407</p>	<p>WRITING WORKSHOP: Place Description, p. T414 Writer's Craft: Setting Details, p. T415 Transparency 74 Practice Book, p. 260</p> <p>☑ SPELLING: Study/Review, p. R49 Spelling Resource Book, p. 200</p> <p>☑ GRAMMAR, USAGE, MECHANICS: Apply, p. R51</p> <p>ORAL LANGUAGE, p. T415</p>	<p>WRITING ASSESSMENT, p. T422 Student Model Students' Writing Rubric</p> <p>☑ SPELLING: Posttest, p. R49 Spelling Resource Book, p. 202</p> <p>☑ GRAMMAR, USAGE, MECHANICS: Assess, p. R51</p> <p>ORAL LANGUAGE, p. T422</p>
	<p>RESPOND: Literature Circle, p. T407</p> <p>READ ALOUD, p. T413</p> <p>SCHOLASTIC GUIDED READING PROGRAM, p. T413</p> <p>INTEGRATED CURRICULUM: Math, p. R52</p> <p>OPTIONAL MATERIALS, ● p. T413 Read 180 book: <i>Odd Jobs</i> "At Home" audiocassette</p>	<p>READ ALOUD, p. T419</p> <p>SCHOLASTIC GUIDED READING PROGRAM, p. T419</p> <p>☑ STUDY SKILLS: Multiple Sources for Research, pp. T418–T419 Practice Book, p. 269</p>	<p>READ ALOUD, p. T424</p> <p>SCHOLASTIC GUIDED READING PROGRAM, p. T424</p> <p>INTEGRATED LANGUAGE ARTS: Make a Passport, p. T423 Write a Street Scene, p. T423 Write a Letter to the "Old Country," p. T424 Create a Class Picture Dictionary, p. T424</p>
	<p>TEKS: 5.4:A; 5.5:C; 5.6:B; 5.7:A,B,C,D,E; 5.8:A,B; 5.9:A,E; 5.10:G,I,K; 5.11:A,B,D; 5.12:J; 5.15:A,C,F,G; 5.18:B</p> <p>TAAS: 5R 1,3,4,6; 8W 1,3,5</p>	<p>TEKS: 5.4:A; 5.6:B; 5.7:A,B; 5.8:C; 5.9:A,D,E; 5.10:K; 5.13:A,C; 5.15:A,C,F; 5.17:A; 5.18:D; 5.19:A,B,C,D,E,F,G,H; 5.20:D</p> <p>TAAS: 5R 1; 8W 1,2,3,4,5,6,7</p>	<p>TEKS: 5.4:A; 5.6:C; 5.7:A,B,C,D,E; 5.8:A,B,C; 5.9:A,C,E; 5.10:G,I,J,K; 5.11:B,D; 5.15:A,B,C,F; 5.19:H; 5.20:A,C; 5.25:A,B</p> <p>TAAS: 5R 3,4,6; 8W 1,3,7</p>
	<p> WORD PROCESSING Matching Technology to Task, p. T407 PROJECT, pp. T436–T443</p>	<p> INTERNET Expand Vocabulary, p. T417 SCHOLASTIC NETWORK Study Skills, p. T419 PROJECT, pp. T436–T443</p>	<p> SMART PLACE CD-ROM Presentation Tools, p. T423 PROJECT, pp. T436–T443</p>

LITERACY PLACE WEEKLY ORGANIZER: EXTENDED STUDY

DAY 1	DAY 2	DAY 3	DAY 4	DAY 5
<ul style="list-style-type: none"> • EXTENDED STUDY • TRADE BOOK LIBRARY • PROJECT 	<ul style="list-style-type: none"> • EXTENDED STUDY • WRITING PROCESS • TRADE BOOK LIBRARY • PROJECT 	<ul style="list-style-type: none"> • EXTENDED STUDY • WRITING PROCESS • TRADE BOOK LIBRARY • PROJECT 	<ul style="list-style-type: none"> • WRITING PROCESS • TRADE BOOK LIBRARY • PROJECT 	<ul style="list-style-type: none"> • TRADE BOOK LIBRARY • OTHER LITERATURE/MEDIA • PROJECT
TEKS: 5.4:A,B,C; 5.7:A,B; 5.10:G,I,K,L; 5.11:A,B,D; 5.12:I,J; 5.13:A,C,E; 5.15:A,C,F; 5.19:A; 5.21:A,C; 5.25:A TAAS: 5R 2,3,4,5,6; 8W 1	TEKS: 5.4:A; 5.7:A; 5.10:I,K,L; 5.11:A,B,D; 5.12:I,J; 5.13:E; 5.15:A,C,F,G; 5.19:A,B,C,D,E,F,G; 5.20:D; 5.21:A,C TAAS: 5R 2,3,4,5,6; 8W 1,2,3,4,5,7	TEKS: 5.4:A; 5.7:A; 5.10:G,I,K,L; 5.11:A,B,D; 5.12:I,J; 5.13:A,C,E; 5.15:A,C,F,G; 5.19:A,B,C,D,E,F,G; 5.21:A,C TAAS: 5R 2,3,4,5,6; 8W 1,2,3,4,5,7	TEKS: 5.4:A; 5.7:A; 5.10:G,I,L; 5.11:D; 5.12:I,J; 5.13:E; 5.15:A,C,F,G; 5.19:A,B,C,D,E,F,G; 5.23:A; 5.24:A TAAS: 5R 2,3,4,5,6; 8W 1,2,3,4,5,7	TEKS: 5.4:A; 5.7:A; 5.10:G,L; 5.11:D,J; 5.12:I,J; 5.13:E; 5.23:A; 5.24:A TAAS: 5R 2,3,4,5,6

LITERACY PLACE WEEKLY ORGANIZER: WRAP-UP

DAY 1	DAY 2	DAY 3	DAY 4	DAY 5
<ul style="list-style-type: none"> • TRADE BOOK LIBRARY • PROJECT • TECHNOLOGY 	<ul style="list-style-type: none"> • TRADE BOOK LIBRARY • PROJECT • TECHNOLOGY 	<ul style="list-style-type: none"> • TRADE BOOK LIBRARY • PROJECT 	<ul style="list-style-type: none"> • TRADE BOOK LIBRARY • PROJECT • HOME INVOLVEMENT 	<ul style="list-style-type: none"> • TRADE BOOK LIBRARY • PRESENTATION SKILL • END OF UNIT ASSESSMENT
TEKS 5.4:A; 5.5:B; 5.7:A,B; 5.8:A,B,C; 5.11:A; 5.13:A,C; 5.15:A,C,F; 5.19:A,B,F; 5.20:A; 5.21:A,C; 5.25:B TAAS 5R 4; 8W 1,2,4	TEKS 5.4:A; 5.5:B; 5.7:A,B; 5.8:A,B,C; 5.11:A; 5.13:A,C; 5.15:A,C,F; 5.19:A,B,F; 5.20:A,B; 5.21:A,C,D; 5.25:B TAAS 5R 4; 8W 1,2,4	TEKS 5.4:A; 5.5:B; 5.11:A; 5.13:A,C; 5.15:A,C,F; 5.19:A,B,F; 5.20:A; 5.21:A,C; 5.25:B TAAS 5R 4; 8W 1,2,4	TEKS 5.5:A,B; 5.8:B; 5.13:C; 5.15:A,C,F; 5.19:A,B,F; 5.20:A; 5.21:E; 5.25:B TAAS 8W 1,2,4	TEKS 5.4:A; 5.5:B,F; 5.13:A,C,E,F; 5.15:A,C,F; 5.19:A; 5.20:C,E; 5.21:A,C,D; 5.25:A,B TAAS 8W 1