





# Literacy Place Weekly Organizer

**Nothing Ever Happens  
on 90th Street**

	DAY 1	DAY 2
<p><b>READ</b> and Introduce Skills</p> <ul style="list-style-type: none"> <li>• VOCABULARY</li> <li>• PHONICS</li> <li>• COMPREHENSION</li> <li>• LITERARY ELEMENT</li> </ul>	<p><b>BUILD BACKGROUND</b>, ▲ p. T461</p> <p> <b>VOCABULARY</b>: ▲ ■ pp. T462–T463 Vocabulary Transparency 21 Transparency 76 Practice Book, p. 282</p> <p><b>PREVIEW AND PREDICT</b>, p. T464</p> <p><b>READ</b>: ▲ * ■ <i>Nothing Ever Happens on 90th Street</i>, pp. T464–T473</p> <p><b>GENRE</b>: Fiction, p. T465</p> <p> <b>COMPREHENSION</b>:  Make Predictions, p. T467</p> <p><b>ILLUSTRATOR'S CRAFT</b>: Collage, p. T469</p> <p><b>AUTHOR'S CRAFT</b>: Simile, p. T471</p>	<p><b>READ</b>: ▲ ■ * ● <i>Nothing Ever Happens on 90th Street</i>, pp. T474–T483</p> <p> <b>LITERARY ELEMENT</b>: Theme, p. T479</p> <p><b>COMPREHENSION</b>: Make Inferences, p. T475 Cause/Effect, p. T477</p> <p> Problem/Solution, p. T481</p>
<p><b>WRITE</b> and Respond</p> <ul style="list-style-type: none"> <li>• GRAMMAR</li> <li>• USAGE</li> <li>• MECHANICS</li> <li>• SPELLING</li> <li>• WRITING</li> </ul>	<p><b>WRITING WORKSHOP</b>: Introduce, p. T461</p> <p><b>JOURNAL</b>: Make Predictions, p. T464</p> <p> <b>SPELLING</b>: Pretest: Words From Other Languages, p. R58 Spelling Resource Book, p. 134</p> <p> <b>GRAMMAR, USAGE, MECHANICS</b>: Teach/Model: Contractions, p. R60</p> <p><b>ORAL LANGUAGE</b>, p. T473</p>	<p><b>WRITING WORKSHOP</b>: Prewrite, p. T483 Practice Book, p. 285</p> <p> <b>SPELLING</b>: Vocabulary Practice, p. R58 Spelling Resource Book, pp. 135–137</p> <p> <b>GRAMMAR, USAGE, MECHANICS</b>: Practice, p. R60</p> <p><b>ORAL LANGUAGE</b>, p. T483</p>
<p><b>EXTEND SKILLS</b> and Apply to Literature</p> <ul style="list-style-type: none"> <li>• INTEGRATED LANGUAGE ARTS</li> <li>• LISTENING/SPEAKING/VIEWING</li> <li>• INTEGRATED CURRICULUM</li> <li>• GUIDED READING</li> <li>• INDEPENDENT READING</li> </ul>	<p><b>READ ALOUD</b>, p. T473</p> <p><b>SCHOLASTIC GUIDED READING PROGRAM</b>, p. T473</p> <p><b>INTEGRATED CURRICULUM</b>: Math, p. R62</p> <p><b>TRADE BOOKS</b></p> <ul style="list-style-type: none"> <li>• <i>Cities</i></li> <li>• <i>A Jar of Dreams</i></li> </ul>	<p><b>READ ALOUD</b>, p. T483</p> <p><b>SCHOLASTIC GUIDED READING PROGRAM</b>, p. T483</p> <p><b>INTEGRATED CURRICULUM</b>: Social Studies, p. R63 Science, p. R62 The Arts, p. R63</p> <p><b>TRADE BOOKS</b></p> <ul style="list-style-type: none"> <li>• <i>Tails of the Bronx</i></li> <li>• <i>Where the River Runs</i></li> </ul>
<p><b>TEKS/TAAS</b></p>	<p>TEKS: 5.4:A; 5.6:B; 5.7:A,B,D,E; 5.8:A,B,C; 5.9:A,D,E; 5.10:A,B,E,I,L; 5.11:A,B,C,D; 5.12:D,G; 5.13:D; 5.15:A,C,F; 5.18:B; 5.19:A,F</p> <p>TAAS: <b>5R</b> 1,2,4,5; <b>8W</b> 1,3,5</p>	<p>TEKS: 5.4:A; 5.5:A,C; 5.7:A,B; 5.8:A,B,C; 5.9:A,E; 5.10:C,E,F,G,H,L; 5.11:A,B,C,D; 5.12:I; 5.15:A,C,F; 5.19:A,H</p> <p>TAAS: <b>5R</b> 2,3,4,5; <b>8W</b> 1,3,7</p>
<p><b>TECHNOLOGY</b> and <b>REAL-WORLD SKILLS</b></p>	<p> <b>SMART PLACE CD-ROM</b> Organizing Information, p. T467</p>	<p> <b>INTERNET</b> Finding the Facts, p. T475</p> <p><b>WORKSHOP</b>, pp. T569–T574</p>

**MODIFY INSTRUCTION**

- INTERVENTION    ▲ ESL/ELD    ■ EXTRA HELP
- \* GIFTED & TALENTED    ☑ = TESTED SKILL

	DAY 3	DAY 4	DAY 5
	<p><b>READ:</b> ▲ ■ * "Street Music," pp. T484–T489</p> <p><b>GENRE:</b> Poetry, p. T485</p> <p>☑ <b>COMPREHENSION:</b> ▲ ■ Make Predictions, pp. T492–T493 Transparency 77 Practice Book, pp. 288–290</p> <p>☑ <b>LITERARY ELEMENT:</b> ▲ * Theme, pp. T494–T495 Transparency 78 Practice Book, pp. 289, 291–292</p> <p><b>INTERVENTION,</b> ● p. T496 Phonics: Inflectional Ending <i>-ing</i> Comprehension: Make Predictions Fluency: Readers Theater</p>	<p><b>LITERATURE CONNECTION:</b> <i>Nothing Ever Happens on 90th Street</i>, p. T498</p> <p><b>CONTEXT CLUES:</b> ▲ Specialized Vocabulary, p. T500</p> <p><b>CONTENT AREA VOCABULARY,</b> p. T501</p>	<p><b>READING ASSESSMENT:</b> Selection Test, p. T504</p> <p><b>MODIFYING ASSESSMENT,</b> p. T504 ESL/ELD: Vocabulary Extra Help: Literary Element</p> <p><b>PERFORMANCE-BASED ASSESSMENT:</b> Conference, p. T505 One-Minute Fluency, p. T505</p>
	<p><b>RESPOND:</b> ▲ ■ Think About Reading, p. T490 Write a Thank-You Note, p. T491 Practice Book, p. 286</p> <p>☑ <b>SPELLING:</b> Write/Proofread, p. R59 Spelling Resource Book, p. 138</p> <p>☑ <b>GRAMMAR, USAGE, MECHANICS:</b> Practice, p. R61 Practice Book, p. 287</p> <p><b>ORAL LANGUAGE,</b> p. T491</p>	<p><b>WRITING WORKSHOP:</b> Chain of Events Story, p. T498 <b>Writer's Craft:</b> Word Choice, p. T499 Transparency 79 Practice Book, p. 285</p> <p>☑ <b>SPELLING:</b> Study/Review, p. R59 Spelling Resource Book, p. 200</p> <p>☑ <b>GRAMMAR, USAGE, MECHANICS:</b> Apply, p. R61</p> <p><b>ORAL LANGUAGE,</b> p. T499</p>	<p><b>WRITING ASSESSMENT,</b> p. T506 Student Model Students' Writing Rubric</p> <p>☑ <b>SPELLING:</b> Posttest, p. R59 Spelling Resource Book, p. 202</p> <p>☑ <b>GRAMMAR, USAGE, MECHANICS:</b> Assess, p. R61</p> <p><b>ORAL LANGUAGE,</b> p. T506</p>
	<p><b>RESPOND:</b> Literature Circle, p. T491</p> <p><b>READ ALOUD,</b> p. T497</p> <p><b>SCHOLASTIC GUIDED READING PROGRAM,</b> p. T497</p> <p><b>OPTIONAL MATERIALS,</b> ● p. T497 Read 180: <i>Creatures Infest Local School!</i> <i>Nothing Ever Happens on 90th Street</i> audiocassette</p>	<p><b>READ ALOUD,</b> p. T503</p> <p><b>SCHOLASTIC GUIDED READING PROGRAM,</b> p. T503</p> <p><b>ORAL LANGUAGE:</b> Give Oral Directions, pp. T502–T503 Practice Book, p. 293</p>	<p><b>READ ALOUD,</b> p. T508</p> <p><b>SCHOLASTIC GUIDED READING PROGRAM,</b> p. T508</p> <p><b>INTEGRATED LANGUAGE ARTS:</b> Words to Cook With, p. T507 90th Street News, p. T507 Describe Your Favorite Dish, p. T508 Star in a Soap Opera, p. T508</p>
	<p>TEKS: 5.4:A; 5.5:B,C; 5.7:A,C,E; 5.8:A,B; 5.9:A; 5.10:D,F,K,L; 5.11:A,B,C,D; 5.12:D,G; 5.15:A,C,F; 5.17:B; 5.19:H; 5.24:A</p> <p>TAAS: 5R 3,4,5; 8W 1,3,7</p>	<p>TEKS: 5.1:C; 5.2:D; 5.5:B,D; 5.7:A,B; 5.8:C; 5.9:B,E; 5.10:K,L; 5.13:A,C; 5.15:A,C,F; 5.18:A; 5.19:A,B,C,D,E,F,G,H; 5.20:D</p> <p>TAAS: 5R 1; 8W 1,2,3,4,5,6,7</p>	<p>TEKS: 5.1:A; 5.4:A; 5.5:C,D; 5.7:A,B,C,D,E; 5.8:A,B,C; 5.9:A,E; 5.10:F,K,L; 5.11:B; 5.12:I; 5.15:A,C,F; 5.19:H; 5.20:A,C</p> <p>TAAS: 5R 2,5; 8W 1,3,7</p>
	<p> <b>SMART PLACE CD-ROM</b> Language Development, p. T491</p> <p><b>WORKSHOP,</b> pp. T569–T574</p>	<p> <b>SCHOLASTIC NETWORK</b> Expand Vocabulary, p. T501</p> <p> <b>VIDEO</b> Viewing Skills, p. T503</p> <p><b>WORKSHOP,</b> pp. T569–T574</p>	<p> <b>INTERNET</b> Study Skills, p. T507</p> <p><b>WORKSHOP,</b> pp. T569–T574</p>





# Literacy Place Weekly Organizer

## The Brooklyn Bridge

	DAY 1	DAY 2	
<p><b>READ</b> and Introduce Skills</p> <ul style="list-style-type: none"> <li>• VOCABULARY</li> <li>• PHONICS</li> <li>• COMPREHENSION</li> <li>• LITERARY ELEMENT</li> </ul>	<p><b>BUILD BACKGROUND</b>, ▲ p. T515</p> <p> <b>VOCABULARY</b>: ▲ ■ pp. T516–T517 Vocabulary Transparency 22 Transparency 80 Practice Book, p. 294</p> <p><b>PREVIEW AND PREDICT</b>: p. T518</p> <p><b>READ</b>: ▲ ■ * ● <i>The Brooklyn Bridge</i>, pp. T518–T529</p> <p><b>GENRE</b>: Nonfiction, p. T519</p> <p> <b>COMPREHENSION</b>: Sequence, p. T521  Main Idea/Details, p. T523</p>	<p><b>READ</b>: ▲ ■ * ● <i>The Brooklyn Bridge</i>, pp. T530–T543</p> <p><b>COMPREHENSION</b>: Summarize, p. T531  Steps in a Process, p. T535 Evaluate Fact/Nonfact, p. T537</p> <p><b>ILLUSTRATOR'S CRAFT</b>: Scale, p. T533</p> <p><b>STRUCTURAL ANALYSIS</b>: Latin Root <i>ped</i>, p. T539</p> <p><b>PHONICS</b>: Inflectional Ending -ed /t/, /d/, /ed/, p. T541</p>	
<p><b>WRITE</b> and Respond</p> <ul style="list-style-type: none"> <li>• GRAMMAR</li> <li>• USAGE</li> <li>• MECHANICS</li> <li>• SPELLING</li> <li>• WRITING</li> </ul>	<p><b>WRITING WORKSHOP</b>: Introduce, p. T515</p> <p><b>JOURNAL</b>: Make Predictions, p. T518</p> <p> <b>SPELLING</b>: Pretest: Verbs to Nouns, p. R64 Spelling Resource Book, p. 139</p> <p> <b>GRAMMAR, USAGE, MECHANICS</b>: Teach/Model: Building Sentences, p. R66</p> <p><b>ORAL LANGUAGE</b>, p. T529</p>	<p><b>WRITING WORKSHOP</b>: Prewrite, p. T543 Practice Book, p. 296</p> <p> <b>SPELLING</b>: Vocabulary Practice, p. R64 Spelling Resource Book, pp. 140–142</p> <p> <b>GRAMMAR, USAGE, MECHANICS</b>: Practice, p. R66</p> <p><b>ORAL LANGUAGE</b>, p. T543</p>	
<p><b>EXTEND SKILLS</b> and Apply to Literature</p> <ul style="list-style-type: none"> <li>• INTEGRATED LANGUAGE ARTS</li> <li>• LISTENING/SPEAKING/VIEWING</li> <li>• INTEGRATED CURRICULUM</li> <li>• GUIDED READING</li> <li>• INDEPENDENT READING</li> </ul>	<p><b>READ ALOUD</b>, p. T529</p> <p><b>SCHOLASTIC GUIDED READING PROGRAM</b>, p. T529</p> <p><b>INTEGRATED CURRICULUM</b>: Social Studies, p. R69 Science, p. R68 Math, p. R68</p> <p><b>TRADE BOOKS</b> • <i>Cities</i> • <i>A Jar of Dreams</i></p>	<p><b>READ ALOUD</b>, p. T543</p> <p><b>SCHOLASTIC GUIDED READING PROGRAM</b>, p. T543</p> <p><b>INTEGRATED CURRICULUM</b>: The Arts, p. R69</p> <p><b>TRADE BOOKS</b> • <i>Tails of the Bronx</i> • <i>Where the River Runs</i></p>	
<p>TEKS/TAAS</p>	<p>TEKS: 5.4:A; 5.5:B,F; 5.6:A,C; 5.8:A,B,C; 5.9:A,B,C; 5.10:A,B,E,F,G,J,L; 5.11:A,B,C; 5.12:C,D,I; 5.13:D; 5.15:A,C,F; 5.18:B; 5.19:A</p> <p>TAAS: 5R 1,2,3,4,5,6; 8W 1,3,5</p>	<p>TEKS: 5.3:A; 5.5:B,C; 5.6:A; 5.7:A,B; 5.8:A,B,C; 5.9:B,D; 5.10:C,E,G,H,J,L; 5.11:A,B; 5.12:I,J; 5.15:A,C,F; 5.19:A,H; 5.24:A</p> <p>TAAS: 5R 1,2,3,4,5,6; 8W 1,3,7</p>	
<p><b>TECHNOLOGY</b> and REAL-WORLD SKILLS</p>	<p> <b>SMART PLACE CD-ROM</b> Finding the Facts, p. T525 <b>WORKSHOP</b>, pp. T569–T574</p>	<p> <b>INTERNET</b> Comprehension Skills, p. T533 <b>WORKSHOP</b>, pp. T569–T574</p>	












**MODIFY INSTRUCTION**

- INTERVENTION    ▲ ESL/ELD    ■ EXTRA HELP
- \* GIFTED & TALENTED    ☑ = TESTED SKILL

	DAY 3	DAY 4	DAY 5
	<p><b>READ:</b> ▲ ■ *                      “Sonny’s Quilt,” pp. T544–T545                      “Mentor Karen Heit,” pp. T546–T549</p> <p>☑ <b>COMPREHENSION:</b> ▲ ■                      Sequence, pp. T552–T553                      Transparency 81                      Practice Book, pp. 300–302</p> <p>☑ <b>COMPREHENSION:</b> ▲ ■                      Main Idea/Details, pp. T554–T555                      Transparency 82                      Practice Book, pp. 301, 303–304</p> <p><b>INTERVENTION,</b> ● p. T556                      Structural Analysis: Latin Root <i>ped</i>                      Comprehension: Sequence                      Fluency: Make a Tape-Recording</p>	<p><b>LITERATURE CONNECTION:</b>  <i>The Brooklyn Bridge</i>, p. T558</p> <p><b>STRUCTURAL ANALYSIS:</b> ▲                      Prefix <i>bi-</i>, p. T560</p> <p><b>CONTENT AREA VOCABULARY,</b>                      p. T561</p>	<p><b>READING ASSESSMENT:</b>                      Selection Test, p. T564</p> <p><b>MODIFYING ASSESSMENT,</b> p. T564                      ESL/ELD: Vocabulary                      Extra Help: Comprehension</p> <p><b>PERFORMANCE-BASED ASSESSMENT:</b>                      Conference, p. T565                      One-Minute Fluency, p. T565</p>
	<p><b>RESPOND:</b> ▲ ■                      Think About Reading, p. T550                      Write a Newspaper Article, p. T551                      Practice Book, p. 298</p> <p>☑ <b>SPELLING:</b>                      Write/Proofread, p. R65                      Spelling Resource Book, p. 143</p> <p>☑ <b>GRAMMAR, USAGE, MECHANICS:</b>                      Practice, p. R67                      Practice Book, p. 299</p> <p><b>ORAL LANGUAGE,</b> p. T551</p>	<p><b>WRITING WORKSHOP:</b>                      Biographical Sketch, p. T558  <b>Writer’s Craft:</b> Summaries, p. T559                      Transparency 83                      Practice Book, p. 296</p> <p>☑ <b>SPELLING:</b>                      Study/Review, p. R65                      Spelling Resource Book, p. 200</p> <p>☑ <b>GRAMMAR, USAGE, MECHANICS:</b>                      Apply, p. R67</p> <p><b>ORAL LANGUAGE,</b> p. T559</p>	<p><b>WRITING ASSESSMENT,</b> p. T566                      Student Model                      Students’ Writing Rubric</p> <p>☑ <b>SPELLING:</b>                      Posttest, p. R65                      Spelling Resource Book, p. 202</p> <p>☑ <b>GRAMMAR, USAGE, MECHANICS:</b>                      Assess, p. R67</p> <p><b>ORAL LANGUAGE,</b> p. T566</p>
	<p><b>RESPOND:</b> Literature Circle, p. T551</p> <p><b>READ ALOUD,</b> p. T557</p> <p><b>SCHOLASTIC GUIDED READING PROGRAM,</b> p. T557</p> <p><b>OPTIONAL MATERIALS,</b> ● p. T557                      Read 180 Book: <i>Odd Jobs</i>  <i>The Brooklyn Bridge</i> audiocassette</p>	<p><b>READ ALOUD,</b> p. T563</p> <p><b>SCHOLASTIC GUIDED READING PROGRAM,</b> p. T563</p> <p>☑ <b>STUDY SKILLS:</b>                      Tables, Schedules, pp. T562–563                      Practice Book, p. 305</p>	<p><b>READ ALOUD,</b> p. T568</p> <p><b>SCHOLASTIC GUIDED READING PROGRAM,</b> p. T568</p> <p><b>INTEGRATED LANGUAGE ARTS:</b>                      Letter to the Editor, p. T567                      The Great Transportation Debate, p. T567                      What’s Wrong with This Picture?, p. T568                      Write a Letter to Karen Heit, p. T568</p>
	<p>TEKS: 5.3:A; 5.4:A; 5.5:B; 5.6:B,C; 5.7:A,B,C,D,E; 5.8:A; 5.9:A,D; 5.10:E,F,G,H,I,K; 5.11:D; 5.12:D; 5.15:A,C,F; 5.19:F,H; 5.24:A</p> <p>TAAS: 5R 2,3,4,5; 8W 1,3,7</p>	<p>TEKS: 5.4:A; 5.6:B; 5.7:A,B; 5.8:B,C; 5.9:D,E; 5.10:G,K,L; 5.13:A,C,D; 5.15:A,C,F; 5.19:A,B,C,D,E,F,G,H; 5.20:D; 5.21:A</p> <p>TAAS: 5R 3; 8W 1,2,3,4,5,7</p>	<p>TEKS: 5.3:A; 5.4:A; 5.5:B,F; 5.7:A,B,C,D,E; 5.8:A,B,C; 5.9:A,E; 5.10:E,F,K; 5.12:G,I; 5.15:A,B,C,F; 5.19:F,H; 5.20:A,C</p> <p>TAAS: 5R 2,4,5; 8W 1,3,7</p>
	<p> <b>DESKTOP PUBLISHING</b>                      Matching Technology to Task, p. T551</p> <p><b>WORKSHOP,</b> pp. T569–T574</p>	<p> <b>SMART PLACE CD-ROM</b>                      Expand Vocabulary, p. T561</p> <p> <b>INTERNET</b>                      Study Skills, p. T563</p> <p><b>WORKSHOP,</b> pp. T569–T574</p>	<p> <b>SMART PLACE CD-ROM</b>                      Presentation Tools, p. T568</p> <p><b>WORKSHOP,</b> pp. T569–T574</p>





# Literacy Place Weekly Organizer

## The Cricket in Times Square

	DAY 1	DAY 2	
<p><b>READ</b> and Introduce Skills</p> <ul style="list-style-type: none"> <li>• VOCABULARY</li> <li>• PHONICS</li> <li>• COMPREHENSION</li> <li>• LITERARY ELEMENT</li> </ul>	<p><b>BUILD BACKGROUND</b>, ▲ p. T581</p> <p> <b>VOCABULARY</b>: ▲ ■ pp. T582–T583 Vocabulary Transparency 23 Transparency 84; Practice Book, p. 308</p> <p><b>PREVIEW AND PREDICT</b>, p. T584</p> <p><b>READ</b>: ▲ ■ * <i>The Cricket in Times Square</i>, pp. T584–T595</p> <p><b>GENRE</b>: Fantasy, p. T585</p> <p> <b>COMPREHENSION</b>:  Visualize, p. T587</p> <p> <b>LITERARY ELEMENT</b>: Plot, p. T593</p>	<p><b>READ</b>: ▲ ■ * ● <i>The Cricket in Times Square</i>, pp. T596–T613</p> <p><b>AUTHOR'S CRAFT</b>: Humor, p. T597 Suspense, p. T607</p> <p><b>LITERARY ELEMENTS</b>: Character, p. T603  Setting, p. T605 Theme, p. T609</p> <p><b>COMPREHENSION</b>: Make Predictions, p. T599 Sequence, p. T601</p> <p><b>PHONICS</b>: <i>gh /g/, /f/,</i> p. T611</p>	
<p><b>WRITE</b> and Respond</p> <ul style="list-style-type: none"> <li>• GRAMMAR</li> <li>• USAGE</li> <li>• MECHANICS</li> <li>• SPELLING</li> <li>• WRITING</li> </ul>	<p><b>WRITING WORKSHOP</b>: Introduce, p. T581</p> <p><b>JOURNAL</b>: Make Predictions, p. T584</p> <p> <b>SPELLING</b>: Pretest: Words With the Latin Root <i>scribe</i>, p. R70 Spelling Resource Book, p. 144</p> <p> <b>GRAMMAR, USAGE, MECHANICS</b>: Teach/Model: More Sentence Building, p. R72</p> <p><b>ORAL LANGUAGE</b>, p. T595</p>	<p><b>WRITING WORKSHOP</b>: Prewrite, p. T613 Practice Book, p. 312</p> <p> <b>SPELLING</b>: Vocabulary Practice, p. R70 Spelling Resource Book, pp. 145–147</p> <p> <b>GRAMMAR, USAGE, MECHANICS</b>: Practice, p. R72</p> <p><b>ORAL LANGUAGE</b>, p. T613</p>	
<p><b>EXTEND SKILLS</b> and Apply to Literature</p> <ul style="list-style-type: none"> <li>• INTEGRATED LANGUAGE ARTS</li> <li>• LISTENING/SPEAKING/VIEWING</li> <li>• INTEGRATED CURRICULUM</li> <li>• GUIDED READING</li> <li>• INDEPENDENT READING</li> </ul>	<p><b>READ ALOUD</b>, p. T595</p> <p><b>SCHOLASTIC GUIDED READING PROGRAM</b>, p. T595</p> <p><b>INTEGRATED CURRICULUM</b>: Social Studies, p. R75</p> <p><b>TRADE BOOKS</b></p> <ul style="list-style-type: none"> <li>• <i>Cities</i></li> <li>• <i>A Jar of Dreams</i></li> </ul>	<p><b>READ ALOUD</b>, p. T613</p> <p><b>SCHOLASTIC GUIDED READING PROGRAM</b>, p. T613</p> <p><b>INTEGRATED CURRICULUM</b>: Math, p. R74 The Arts, p. R75</p> <p><b>TRADE BOOKS</b></p> <ul style="list-style-type: none"> <li>• <i>Tails of the Bronx</i></li> <li>• <i>Where the River Runs</i></li> </ul>	
<p>TEKS/TAAS</p>	<p>TEKS: 5.5:C; 5.6:A; 5.7:A,B,D,E; 5.8:A,B,C; 5.9:A,B,C; 5.10:A,B,D,H,L; 5.11:A,B,C,D; 5.12:D,G,H,I; 5.15:A,C,F,G; 5.18:B</p> <p>TAAS: <b>5R</b> 1,2,4,5; <b>8W</b> 1,3,5</p>	<p>TEKS: 5.3:A; 5.5:C; 5.6:A; 5.7:A,B; 5.8:A,B,C; 5.10:C,D,E,F,G,H,K,L; 5.11:A,B; 5.12:H,I; 5.13:A,C; 5.15:A,C,F,G; 5.19:A,H; 5.21:A</p> <p>TAAS: <b>5R</b> 2,3,4,5; <b>8W</b> 1,3,7</p>	
<p><b>TECHNOLOGY</b> and <b>REAL-WORLD SKILLS</b></p>	<p> <b>SMART PLACE CD-ROM</b> Presentation Tools, p. T595</p> <p><b>WORKSHOP</b>, pp. T569–T574</p>	<p> <b>INTERNET</b> Finding the Facts, p. T601</p> <p><b>WORKSHOP</b>, pp. T569–T574</p>	











**MODIFY INSTRUCTION**

- INTERVENTION    ▲ ESL/ELD    ■ EXTRA HELP
- \* GIFTED & TALENTED    ☑ = TESTED SKILL

	DAY 3	DAY 4	DAY 5
	<p><b>READ:</b> ▲ ■ * "One Batty Bridge!" pp. T614–T615</p> <p><b>AUTHOR'S CRAFT:</b> Puns, p. T615</p> <p>☑ <b>COMPREHENSION:</b> ▲ ■ ☑ Visualize, pp. T618–T619 Transparency 85 Practice Book pp. 315–317</p> <p><b>INTERVENTION,</b> ● p. T620 Phonics: <i>gh /g/, /f/</i> Comprehension: Visualize Fluency: Readers Theater</p>	<p><b>LITERATURE CONNECTION:</b> <i>The Cricket in Times Square</i>, p. T622</p> <p>☑ <b>VOCABULARY:</b> ▲ Analogies, p. T624</p> <p><b>CONTENT AREA VOCABULARY,</b> p. T625</p>	<p><b>READING ASSESSMENT:</b> Selection Test, p. T628</p> <p><b>MODIFYING ASSESSMENT,</b> p. T628 ESL/ELD: Vocabulary Extra Help: Comprehension</p> <p><b>PERFORMANCE-BASED ASSESSMENT:</b> Conference, p. T629 One-Minute Fluency, p. T629</p>
	<p><b>RESPOND:</b> ▲ ■ Think About Reading, p. T616 Write an Autobiographical Sketch, p. T617 Practice Book, p. 313</p> <p>☑ <b>SPELLING:</b> Write/Proofread, p. R71 Spelling Resource Book, p. 148</p> <p>☑ <b>GRAMMAR, USAGE, MECHANICS:</b> Practice, p. R73 Practice Book, p. 314</p> <p><b>ORAL LANGUAGE,</b> p. T617</p>	<p><b>WRITING WORKSHOP:</b> Sales Pitch, p. T622 <b>Writer's Craft:</b> Connotations, p. T617 Transparency 86 Practice Book, p. 312</p> <p>☑ <b>SPELLING:</b> Study/Review, p. R71 Spelling Resource Book, p. 200</p> <p>☑ <b>GRAMMAR, USAGE, MECHANICS:</b> Apply, p. R73</p> <p><b>ORAL LANGUAGE,</b> p. T623</p>	<p><b>WRITING ASSESSMENT,</b> p. T630 Student Model Students' Writing Rubric</p> <p>☑ <b>SPELLING:</b> Posttest, p. R71 Spelling Resource Book, p. 202</p> <p>☑ <b>GRAMMAR, USAGE, MECHANICS:</b> Assess, p. R73</p> <p><b>ORAL LANGUAGE,</b> p. T630</p>
	<p><b>RESPOND:</b> Literature Circle, p. T617</p> <p><b>READ ALOUD,</b> p. T621</p> <p><b>SCHOLASTIC GUIDED READING PROGRAM,</b> p. T621</p> <p><b>INTEGRATED CURRICULUM:</b> Science, p. R74</p> <p><b>OPTIONAL MATERIALS,</b> ● p. T621 Read 180: <i>Little Monster</i> <i>The Cricket in Times Square</i> audiocassette</p>	<p><b>READ ALOUD,</b> p. T627</p> <p><b>SCHOLASTIC GUIDED READING PROGRAM,</b> p. T627</p> <p><b>STUDY SKILLS:</b> Taking Written Response Tests, pp. T626–T627 Practice Book, p. 318</p>	<p><b>READ ALOUD,</b> p. T632</p> <p><b>SCHOLASTIC GUIDED READING PROGRAM,</b> p. T632</p> <p><b>INTEGRATED LANGUAGE ARTS:</b> Continue the Story, p. T631 Give an Informative Talk, p. T631 Write a Poem, p. T632 Give a Persuasive Speech, p. T632</p>
	<p>TEKS: 5.3:A; 5.4:A; 5.5:C; 5.6:A; 5.7:A,B,C,D,E; 5.8:A,B,C; 5.10:D,K,L; 5.11:A; 5.12:C,J; 5.13:A,C; 5.15:A,C,F; 5.17:A; 5.19:H; 5.21:A TAAS: 5R 4,6; 8W 1,3,7</p>	<p>TEKS: 5.5:A; 5.7:A,B; 5.8:C; 5.9:A,B,E; 5.10:K; 5.13:A,C; 5.15:A,B,F; 5.17:D; 5.19:A,B,C,D,E,F,G,H; 5.20:D TAAS: 8W 1,2,3,4,5,7</p>	<p>TEKS: 5.3:A; 5.4:A; 5.5:B,F; 5.7:A,B,C,D,E; 5.8:A,B,C; 5.9:A,E; 5.10:D,G,K; 5.12:I; 5.15:A,B,C,F; 5.19:F,H; 5.20:A,C TAAS: 5R 2,3,5; 8W 1,3,7</p>
	<p> <b>SMART PLACE CD-ROM</b> Comprehension Skills, p. T617 <b>WORKSHOP,</b> pp. T569–T574</p>	<p> <b>INTERNET</b> Expand Vocabulary, p. T625</p> <p> <b>WORD PROCESSING</b> Study Skills, p. T627 <b>WORKSHOP,</b> pp. T569–T574</p>	<p> <b>SCHOLASTIC NETWORK</b> Writing Skills, p. T632 <b>WORKSHOP,</b> pp. T569–T574</p>

# Literacy Place Weekly Organizer

## The City by the Bay

	DAY 1	DAY 2
<p><b>READ</b> and Introduce Skills</p> <ul style="list-style-type: none"> <li>• VOCABULARY</li> <li>• PHONICS</li> <li>• COMPREHENSION</li> <li>• LITERARY ELEMENT</li> </ul>	<p><b>BUILD BACKGROUND</b>, ▲ p. T639</p> <p> <b>VOCABULARY</b>: ▲ ■ pp. T640–T641 Vocabulary Transparency 24 Transparency 87 Practice Book, p. 319</p> <p><b>PREVIEW AND PREDICT</b>, p. T642</p> <p><b>READ</b>: ▲ * ■ ● <i>The City by the Bay</i>, pp. T642–T647</p> <p> <b>COMPREHENSION</b>: Categorize Information, p. T645 </p>	<p><b>READ</b>: ▲ ■ * ● <i>The City by the Bay</i>, pp. T648–T653 “Cities at a Glance,” pp. T654–T657</p> <p><b>AUTHOR’S CRAFT</b>: Sensory Words, p. T649</p> <p> <b>COMPREHENSION</b>: Compare/Contrast, p. T651</p> <p><b>PHONICS</b>: Vowel Digraph /ēr/ ie + r, ee + r, p. T653</p> <p><b>GRAPHIC DEVICES</b>: Charts, p. T655</p>
<p><b>WRITE</b> and Respond</p> <ul style="list-style-type: none"> <li>• GRAMMAR</li> <li>• USAGE</li> <li>• MECHANICS</li> <li>• SPELLING</li> <li>• WRITING</li> </ul>	<p><b>WRITING WORKSHOP</b>: Introduce, p. T639</p> <p><b>JOURNAL</b>: Make Predictions, p. T642</p> <p> <b>SPELLING</b>: Pretest: Greek Roots <i>graph, gram</i>, p. R76 Spelling Resource Book, p. 149</p> <p> <b>GRAMMAR, USAGE, MECHANICS</b>: Teach/Model: Commas and Colons, p. R78</p> <p><b>ORAL LANGUAGE</b>, p. T647</p>	<p><b>WRITING WORKSHOP</b>: Prewrite, p. T657 Practice Book, p. 322</p> <p> <b>SPELLING</b>: Vocabulary Practice, p. R76 Spelling Resource Book, pp. 150–152</p> <p> <b>GRAMMAR, USAGE, MECHANICS</b>: Practice, p. R78</p> <p><b>ORAL LANGUAGE</b>, p. T657</p>
<p><b>EXTEND SKILLS</b> and Apply to Literature</p> <ul style="list-style-type: none"> <li>• INTEGRATED LANGUAGE ARTS</li> <li>• LISTENING/SPEAKING/VIEWING</li> <li>• INTEGRATED CURRICULUM</li> <li>• GUIDED READING</li> <li>• INDEPENDENT READING</li> </ul>	<p><b>READ ALOUD</b>, p. T647</p> <p><b>SCHOLASTIC GUIDED READING PROGRAM</b>, p. T647</p> <p><b>INTEGRATED CURRICULUM</b>: Math, p. R80</p> <p><b>TRADE BOOKS</b></p> <ul style="list-style-type: none"> <li>• <i>Cities</i></li> <li>• <i>A Jar of Dreams</i></li> </ul>	<p><b>READ ALOUD</b>, p. T657</p> <p><b>SCHOLASTIC GUIDED READING PROGRAM</b>, p. T657</p> <p><b>INTEGRATED CURRICULUM</b>: Science, p. R80 Social Studies, p. R81 The Arts, p. R81</p> <p><b>TRADE BOOKS</b></p> <ul style="list-style-type: none"> <li>• <i>Tails of the Bronx</i></li> <li>• <i>Where the River Runs</i></li> </ul>
<p>TEKS/TAAS</p>	<p>TEKS: 5.5:C; 5.6:A,B; 5.7:A,B,D,E; 5.8:A,C,D; 5.9:A,C,D; 5.10:A,B,D,E; 5.11:A,B,C; 5.12:D,G,J; 5.15:A,C,F; 5.18:B</p> <p>TAAS: 5R 1,2,4,6; 8W 1,3,5</p>	<p>TEKS: 5.4:A; 5.6:A; 5.7:A,B; 5.8:A,B,C; 5.9:D; 5.10:C,D,G,H,I,K,L; 5.11:A,B,D; 5.13:D; 5.15:A,C,F; 5.19:A,F,H; 5.24:A</p> <p>TAAS: 5R 1,2,3,4,5; 8W 1,3,7</p>
<p><b>TECHNOLOGY</b> and <b>REAL-WORLD SKILLS</b></p>	<p> <b>SPREADSHEET</b> Organizing Information, p. T645</p> <p><b>PROJECT</b>, pp. T690–T697</p>	<p> <b>WORD PROCESSING</b> Writing Skills, p. T655</p> <p><b>PROJECT</b>, pp. T690–T697</p>

**MODIFY INSTRUCTION**

- INTERVENTION    ▲ ESL/ELD    ■ EXTRA HELP
- \* GIFTED & TALENTED    ☑ = TESTED SKILL

	DAY 3	DAY 4	DAY 5
	<p><b>READ:</b> ▲ ■ * "Future Cities," pp. T658–T661</p> <p>☑ <b>COMPREHENSION:</b> Main Idea/Details, p. T661</p> <p>☑ <b>COMPREHENSION:</b> ▲ ■ Categorize Information, pp. T664–T665 Transparency 88 Practice Book, pp. 325–327</p> <p><b>INTERVENTION,</b> ● p. T666 Phonics: Vowel Digraph /ēr/ ie + r, ee + r Comprehension: Categorize Information Fluency: Paired Reading</p>	<p><b>LITERATURE CONNECTION:</b> "Cities at a Glance," p. T668</p> <p><b>VOCABULARY:</b> ▲ New Words in English, p. T670</p> <p><b>CONTENT AREA VOCABULARY,</b> p. T671</p>	<p><b>READING ASSESSMENT:</b> Selection Test, p. T674</p> <p><b>MODIFYING ASSESSMENT,</b> p. T674 ESL/ELD: Vocabulary Extra Help: Comprehension</p> <p><b>PERFORMANCE-BASED ASSESSMENT:</b> Conference, p. T675 One-Minute Fluency, p. T675</p>
	<p><b>RESPOND:</b> ▲ ■ Think About Reading, p. T662 Write an E-Mail Request, p. T663 Practice Book, p. 323</p> <p>☑ <b>SPELLING:</b> Write/Proofread, p. R77 Spelling Resource Book, p. 153</p> <p>☑ <b>GRAMMAR, USAGE, MECHANICS:</b> Practice, p. R79 Practice Book, p. 324</p> <p><b>ORAL LANGUAGE,</b> p. T663</p>	<p><b>WRITING WORKSHOP:</b> Comparison Report, p. T668 <b>Writer's Craft:</b> Visual Aids, p. T669 Transparency 89 Practice Book, p. 322</p> <p>☑ <b>SPELLING:</b> Study/Review, p. R77 Spelling Resource Book, p. 200</p> <p>☑ <b>GRAMMAR, USAGE, MECHANICS:</b> Apply, p. R79</p> <p><b>ORAL LANGUAGE,</b> p. T669</p>	<p><b>WRITING ASSESSMENT,</b> p. T676 Student Model Students' Writing Rubric</p> <p>☑ <b>SPELLING:</b> Posttest, p. R77 Spelling Resource Book, p. 202</p> <p>☑ <b>GRAMMAR, USAGE, MECHANICS:</b> Assess, p. R79</p> <p><b>ORAL LANGUAGE,</b> p. T676</p>
	<p><b>RESPOND:</b> Literature Circle, p. T663</p> <p><b>READ ALOUD,</b> p. T667</p> <p><b>SCHOLASTIC GUIDED READING PROGRAM,</b> p. T667</p> <p><b>OPTIONAL MATERIALS,</b> ● p. T667 Read 180 book: <i>Creatures Infest Local School!</i> <i>The City by the Bay</i> audiocassette</p>	<p><b>READ ALOUD,</b> p. T673</p> <p><b>SCHOLASTIC GUIDED READING PROGRAM,</b> p. T673</p> <p>☑ <b>STUDY SKILLS:</b> Graphic Aids: Graphs, pp. T672–T673 Practice Book, p. 328</p>	<p><b>READ ALOUD,</b> p. T678</p> <p><b>SCHOLASTIC GUIDED READING PROGRAM,</b> p. T678</p> <p><b>INTEGRATED LANGUAGE ARTS:</b> Bring More Tourists to Town!, p. T677 Write a San Francisco "Acrostic Poem," p. T677 Act It Out: Compound Words, p. T678 Advertisement: Ride a Cable Car, p. T678</p>
	<p>TEKS: 5.5:C; 5.6:A; 5.7:A,B,C,D,E; 5.8:A; 5.9:D; 5.10:F,K,L; 5.11:B; 5.13:D; 5.15:A,C,F; 5.19:F,H; 5.22:B; 5.24:B</p> <p>TAAS: 5R 1,2,3,5; 8W 1,3,7</p>	<p>TEKS: 5.3:A; 5.4:A; 5.6:C; 5.7:A,B; 5.8:C; 5.9:A,E; 5.10:K,L; 5.13:A,C,D; 5.15:A,C,F; 5.16:B; 5.19:A,B,C,D,E,F,G,H; 5.20:D</p> <p>TAAS: 5R 2,5; 8W 1,2,3,4,5,7</p>	<p>TEKS: 5.3:A; 5.4:A; 5.5:C,D; 5.7:A,B,C,D,E; 5.8:A,B,C; 5.9:A,E; 5.10:F,I,K; 5.15:A,B,C,F; 5.19:F,H; 5.20:A,C; 5.25:A</p> <p>TAAS: 5R 2,3; 8W 1,3,7</p>
	<p>📧 <b>E-MAIL</b> Communicating by E-Mail, p. T663</p> <p><b>PROJECT,</b> pp. T690–T697</p>	<p>🌐 <b>INTERNET</b> Expand Vocabulary, p. T671</p> <p>🌐 <b>SCHOLASTIC NETWORK</b> Study Skills, p. T673</p> <p><b>PROJECT,</b> pp. T690–T697</p>	<p>💻 <b>SMART PLACE CD-ROM</b> Presentation Tools, p. T677</p> <p><b>PROJECT,</b> pp. T690–T697</p>

LITERACY PLACE WEEKLY ORGANIZER: EXTENDED STUDY

DAY 1	DAY 2	DAY 3	DAY 4	DAY 5
<ul style="list-style-type: none"> <li>• EXTENDED STUDY</li> <li>• TRADE BOOK LIBRARY</li> <li>• PROJECT</li> </ul>	<ul style="list-style-type: none"> <li>• EXTENDED STUDY</li> <li>• WRITING PROCESS</li> <li>• TRADE BOOK LIBRARY</li> <li>• PROJECT</li> </ul>	<ul style="list-style-type: none"> <li>• EXTENDED STUDY</li> <li>• WRITING PROCESS</li> <li>• TRADE BOOK LIBRARY</li> <li>• PROJECT</li> </ul>	<ul style="list-style-type: none"> <li>• WRITING PROCESS</li> <li>• TRADE BOOK LIBRARY</li> <li>• PROJECT</li> </ul>	<ul style="list-style-type: none"> <li>• TRADE BOOK LIBRARY</li> <li>• OTHER LITERATURE/MEDIA</li> <li>• PROJECT</li> </ul>
TEKS: 5.4:A,C; 5.7:A; 5.10:F,G,I,K,L; 5.11:A,B,D; 5.12:I; 5.13:A,C,E; 5.15:A,C,F; 5.19:A; 5.21:A,C; 5.24:A TAAS: <b>5R</b> 2,3,4,5; <b>8W</b> 1	TEKS: 5.4:A; 5.7:A; 5.10:F,I,K,L; 5.11:A,B,D; 5.12:D,I; 5.13:E; 5.15:F,G; 5.19:A,B,C,D,E,F,G; 5.20:D; 5.21:A,C TAAS: <b>5R</b> 2,3,4,5; <b>8W</b> 1,2,3,4,5,7	TEKS: 5.4:A; 5.7:A; 5.10:F,G,I,K,L; 5.11:A,B,D; 5.12:D,I; 5.13:A,C,E; 5.15:F,G; 5.19:A,B,C,D,E,F,G; 5.21:A,C TAAS: <b>5R</b> 2,3,4,5; <b>8W</b> 1,2,3,4,5,7	TEKS: 5.4:A; 5.7:A; 5.10:F,I,L; 5.11:D; 5.12:I; 5.13:E; 5.15:A,C,F,G; 5.19:A,B,C,D,E,F,G; 5.23:A; 5.24:A TAAS: <b>5R</b> 2,3,4,5; <b>8W</b> 1,2,3,4,5,7	TEKS: 5.4:A; 5.7:A; 5.8:A,B,C; 5.10:F,I,L; 5.11:D; 5.12:I; 5.13:E; 5.23:A; 5.24:A TAAS: <b>5R</b> 2,3,4,5

LITERACY PLACE WEEKLY ORGANIZER: WRAP-UP

DAY 1	DAY 2	DAY 3	DAY 4	DAY 5
<ul style="list-style-type: none"> <li>• TRADE BOOK LIBRARY</li> <li>• TECHNOLOGY</li> <li>• PROJECT</li> </ul>	<ul style="list-style-type: none"> <li>• TRADE BOOK LIBRARY</li> <li>• TECHNOLOGY</li> <li>• PROJECT</li> </ul>	<ul style="list-style-type: none"> <li>• TRADE BOOK LIBRARY</li> <li>• PROJECT</li> </ul>	<ul style="list-style-type: none"> <li>• TRADE BOOK LIBRARY</li> <li>• PROJECT</li> <li>• HOME INVOLVEMENT</li> </ul>	<ul style="list-style-type: none"> <li>• TRADE BOOK LIBRARY</li> <li>• PRESENTATION SKILL</li> <li>• END OF UNIT ASSESSMENT</li> </ul>
TEKS 5.4:A; 5.5:B; 5.7:A,B; 5.8:A,B,C; 5.11:A; 5.13:A,C; 5.15:A,C,F; 5.19:A,B,F; 5.20:A; 5.21:A,C; 5.22:I; 5.25:B TAAS 5R 4; 8W 1,2,4	TEKS 5.4:A; 5.5:B; 5.7:A,B; 5.8:A,B,C; 5.11:A; 5.13:A,C; 5.15:A,C,F; 5.19:A,B,F,I; 5.20:A,B; 5.21:A,C; 5.22:I; 5.25:B TAAS 5R 4; 8W 1,2,4	TEKS 5.4:A; 5.5:B; 5.11:A; 5.13:A,C; 5.15:A,C,F; 5.19:A,B,F; 5.20:A; 5.21:A,C; 5.22:I; 5.25:B TAAS 5R 4; 8W 1,2,4	TEKS 5.5:A,B; 5.8:B; 5.13:C; 5.15:A,C,F; 5.19:A,B,F; 5.20:A; 5.21:C; 5.22:I; 5.25:B TAAS 8W 1,2,4	TEKS 5.4:A; 5.5:B,F; 5.13:A,C,E,F; 5.15:A,C,F; 5.19:A; 5.20:E; 5.21:A,C,D; 5.25:A,B TAAS 8W 1