








# LITERACY PLACE WEEKLY LESSON PLANNER

	DAY 1		DAY 2	
	SHARE THE ABC BOOK		SHARE THE BIG BOOK	
<p>Reading, Writing, Listening, Speaking, Viewing</p> <div style="border: 2px solid black; padding: 5px; display: inline-block; margin-top: 10px;"> <b>WIGGLE WORKS PLUS</b> </div> <p>Miss Mary Mack is a Wiggleworks Plus CD-ROM selection.</p>	<ul style="list-style-type: none"> <li>•Create a Community of Learners, T4</li>   <li>•Build Background, T4</li>   <li>•Read ABC Book, Annie, Bea and Chi Chi Delores, T5</li>   <li>•Conversations, T5</li>   <li>•Write Together, T6 –Focus on Messages</li>   <li>•Reread, T6 –Meet the Author and Illustrator</li>   <li>✍️ •Center Workshops, T7 –Mixing and Matching –Draw It!</li>   <li>◆•WiggleWorks Plus, T4</li> </ul>	<ul style="list-style-type: none"> <li>•Create a Community of Learners, T8</li>   <li>•Build Background, T8</li>   <li>○•Read Big Book, All I Am, T9 –Develop Oral Language</li>   <li>•Conversations, T9</li>   <li>•Write Together, T10 –Focus on Sentence as a Statement</li>   <li>•Reread, T10 –Focus on Rhyming Words –Find the Work I</li>   <li>•My Read and Write Book, p. 5</li>   <li>✍️ •Center Workshops, T11 –All About Me –All We Are</li> </ul>		
<p><b>Second Language Learners</b> (See ESL Teaching Plan for a comprehensive alternative lesson.)</p>	<p>Supporting All Learners ESL: –Make Connection, T5</p> <p>Solares: Gr. K, Vol.1, Unit 1 Plan I, T2–T23</p>	<p>Supporting All Learners ESL: –Pantomime, T9</p> <p>ESL Teaching Plan: I Am...?</p> <p>Solares: Gr. K, Vol.1, Unit 1 Plan I, T2–T23</p>		
<p>Teacher's Notes</p>				

DAY 3	DAY 4	DAY 5
REVISIT THE BIG BOOK	LISTEN TO THE READ ALOUD	INVESTIGATE SOUNDS AND LETTERS
<ul style="list-style-type: none"> <li>•Create a Community of Learners, T12</li>   <li>•Choices for Rereading, T12                             <ul style="list-style-type: none"> <li>–Make Predictions</li> <li>–Focus on Relationships</li> </ul> </li>   <li>•Write Together, T13                             <ul style="list-style-type: none"> <li>–Pictures Tell Stories</li> </ul> </li>   <li>•Concepts of Print, T13                             <ul style="list-style-type: none"> <li>–Compound Words</li> </ul> </li>   <li>•Read My Book, I Can Be, T14</li>   <li> ✓ •Center Workshops, T15                             <ul style="list-style-type: none"> <li>–I Am Me</li> <li>–Here I Am!</li> </ul> </li> </ul>	<ul style="list-style-type: none"> <li>•Create a Community of Learners, T16</li>   <li>•Build Background, T16</li>   <li>•Share the Read Aloud, Darlene, T17</li>   <li>•Conversations, T17</li>   <li>•Write Together, T18                             <ul style="list-style-type: none"> <li>–Saying “Not Yet”</li> </ul> </li>   <li>•My Read and Write Book, p. 8</li>   <li>•Reread, T18                             <ul style="list-style-type: none"> <li>–Focus on Emotions</li> </ul> </li>   <li> ✓ •Center Workshops, T19                             <ul style="list-style-type: none"> <li>–Names, Names, Names</li> <li>–My Favorite Game</li> </ul> </li> </ul>	<ul style="list-style-type: none"> <li>•Sing A Song, T20</li>   <li>•Develop Oral Language, T20                             <ul style="list-style-type: none"> <li>–Phonemic Awareness</li> </ul> </li>   <li>•Connect Sound to Symbol, T20                             <ul style="list-style-type: none"> <li>–Put it in Context</li> <li>–Sing a Song</li> <li>–Develop Print Awareness</li> </ul> </li>   <li>•Write, T22                             <ul style="list-style-type: none"> <li>–Make a Word Wall Chart</li> </ul> </li>   <li> ✓ •Center Workshops, T23                             <ul style="list-style-type: none"> <li>–Tell a Story</li> <li>–Find My Name...</li> </ul> </li>   <li>◆ •WiggleWorks Plus, T22</li> </ul> <p>* For a 5-day phonics and phonemic awareness plan, see Welcome to Kindergarten Place, pp. 24–27.</p>
<p>ESL Teaching Plan: My Name Is...</p> <p>Solares: Gr. K, Vol.1, Unit 1 Plan I, T2–T23</p>	<p>ESL Teaching Plan: All I Am</p> <p>Solares: Gr. K, Vol.1, Unit 1 Plan I, T2–T23</p>	<p>Solares: Gr. K, Vol.1, Unit 1 Plan I, T2–T23</p>

✓ = Assessed       = Workshop      □ = Project      ○ = Audiocassette      ◆ = Technology



# LITERACY PLACE WEEKLY LESSON PLANNER




	DAY 1		DAY 2	
	WORK WITH THE SOURCECARD		SHARE THE WIGGLEWORKS BOOK	
<p>Reading, Writing, Listening, Speaking, Viewing</p>	<ul style="list-style-type: none"> <li>•Create a Community of Learners, T24</li>   <li>•Share the SourceCard, T24</li>   <li>•Write Together, T25 –Focus on Descriptive Words</li>   <li>•Reread, T25 –Share New Views</li>   <li>•Read My Book, I Can, Too, T26</li>   <li> •Center Workshops, T27 –Very Important People –Mirror, Mirror</li>   <li> •WiggleWorks Plus, T24</li> </ul>	<ul style="list-style-type: none"> <li>•Create a Community of Learners, T28</li>   <li>•Build Background, T28</li>   <li>◆ •Read the WiggleWorks Book, Miss Mary Mack, T29 –Rhyme, Rhythm, and Repetition</li>   <li>•Conversations, T29</li>   <li>•Write Together, T30 –Create a Chant Variation</li>   <li>•Reread, T30 –Join In</li>   <li>•My Read and Write Book, pp. 6, 7</li>   <li> •Center Workshops, T31 –A Ball-Bouncing Chant –Button Stories</li>   <li>◆ •WiggleWorks Plus, T28, T30</li> </ul>		
<p><b>Second Language Learners</b> (See ESL Teaching Plan for a comprehensive alternative lesson.)</p>	<p>Supporting All Learners ESL: –Pantomime, T25</p> <p>ESL Teaching Plan: What Do You See?</p> <p>Solares: Gr. K, Vol. 1, Unit 1 Plan I, T24–T37</p>	<p>Supporting All Learners ESL: –Use Visuals, T29</p> <p>ESL Teaching Plan: What Do I See?</p> <p>Solares: Gr. K, Vol. 1, Unit 1 Plan I, T24–T37</p>		
<p>Teacher's Notes</p>				


DAY 3	DAY 4	DAY 5
LISTEN TO THE READ ALOUD	INVESTIGATE SOUNDS AND LETTERS	PUT IT ALL TOGETHER
<ul style="list-style-type: none"> <li>•Create a Community of Learners, T32</li>   <li>•Build Background, T32</li>   <li>•Share the Read Aloud, Quick as a Cricket, T33</li>   <li>•Conversations, T33</li>   <li>•Write Together, T34 –Focus on Similes</li>   <li>•Reread, T34 –Examine the Illustrations</li>   <li> ✓ •Center Workshops, T35 –My Own Animal Storybook –Feely-Box Fun</li> </ul>	<ul style="list-style-type: none"> <li>○ •Sing A Song, T36*</li>   <li>•Develop Oral Language, T36 –Phonemic Awareness</li>   <li>•Connect Sound to Symbol, T36 –Put It in Context –Sing a Song –Develop Print Awareness</li>   <li>•My Alphabet Book</li>   <li>•Write, T38 –Print Our Names</li>   <li>•My Read and Write Book, p. 10</li>   <li> ✓ •Center Workshops, T39 –Telephone Talk –Name Cards</li>   <li>* For a 5-day phonics and phonemic awareness plan, see Welcome to Kindergarten Place, pp. 24–27.</li> </ul>	<ul style="list-style-type: none"> <li>•Create a Community of Learners, T40</li>   <li>•Write Together, T41 –Make a Compare and Contrast Language Chart</li>   <li>•My Read and Write Book, p. 11, 12</li>   <li> •Center Workshops, T42 –Write an Interview –How Many Blocks Tall?</li>   <li><input checked="" type="checkbox"/> ✓ •Project, T43 –Self-Portraits</li>   <li>◆ •WiggleWorks Plus, T40</li> </ul>
<p>ESL Teaching Plan: Make a Collage</p> <p>Solares: Gr. K, Vol. 1, Unit 1 Plan I, T24–T37</p>	<p>Solares: Gr. K, Vol. 1, Unit 1 Plan I, T24–T37</p>	<p>Solares: Gr. K, Vol. 1, Unit 1 Plan I, T24–T37</p>

✓ = Assessed	= Workshop	<input type="checkbox"/> = Project	○ = Audiocassette	◆ = Technology
--------------	------------	------------------------------------	-------------------	----------------



# LITERACY PLACE WEEKLY LESSON PLANNER



	DAY 1	DAY 2
	SHARE THE ABC BOOK	SHARE THE BIG BOOK
Reading, Writing, Listening, Speaking, Viewing	<ul style="list-style-type: none"> <li>•Create a Community of Learners, T50</li>   <li>•Build Background, T50</li>   <li>•Read ABC Book, Annie, Bea, and Chi Chi Delores, T51</li>   <li>•Conversations, T51</li>   <li>•Write Together, T52 –Action Words</li>   <li>•Reread, T52 –Take a Closer Look</li>   <li> ✓ •Center Workshops, T53 –Letters in the Sand –Match-Making</li>   <li>◆ •WiggleWorks Plus, T50</li> </ul>	<ul style="list-style-type: none"> <li>•Create a Community of Learners, T54</li>   <li>•Build Background, T54</li>   <li>○ •Read Big Book, Coco Can’t Wait!, T55 –Develop Oral Language</li>   <li>•Conversations, T55</li>   <li>•Write Together, T56 –Plan a Visit</li>   <li>•Reread, T56 –Contractions and Sentence Patterns</li>   <li>•My Read and Write Book, p. 13</li>   <li> ✓ •Center Workshops, T57 –Family Pictures –I’m Going to Grandma’s!</li> </ul>
Second Language Learners (See ESL Teaching Plan for a comprehensive alternative lesson.)	Solares: Gr. K, Vol. 1, Unit 1 Plan II, T38–T59	ESL Teaching Plan: Oh, No!  Solares: Gr. K, Vol. 1, Unit 1 Plan II, T38–T59
Teacher’s Notes		


DAY 3	DAY 4	DAY 5
<p>REVISIT THE BIG BOOK</p> <ul style="list-style-type: none"> <li>•Create a Community of Learners, T58</li> <li>•Choices for Rereading, T58                             <ul style="list-style-type: none"> <li>–Solve a Problem</li> <li>–Tell the Story</li> </ul> </li> <li>•Write Together, T59                             <ul style="list-style-type: none"> <li>–Focus on Exclamation Marks</li> </ul> </li> <li>•Concepts of Print, T59                             <ul style="list-style-type: none"> <li>–Sentence Strips</li> </ul> </li> <li>○•Read My Book, Where Is My Cat?, T60</li> <li> ✓ •Center Workshops, T61                             <ul style="list-style-type: none"> <li>–Transportation Tally</li> <li>–Travel Agent</li> </ul> </li> </ul>	<p>LISTEN TO THE READ ALOUD</p> <ul style="list-style-type: none"> <li>•Create a Community of Learners, T62</li> <li>•Build Background, T62</li> <li>•Share the Read Aloud, Pablo’s Tree, T63</li> <li>•Conversations, T63</li> <li>•Write Together, T64                             <ul style="list-style-type: none"> <li>–Focus on Letter-Writing</li> </ul> </li> <li>•My Read and Write Book, p. 16</li> <li>•Reread, T64                             <ul style="list-style-type: none"> <li>–Take a Closer Look</li> </ul> </li> <li> ✓ •Center Workshops, T65                             <ul style="list-style-type: none"> <li>–Trim a Holiday Tree</li> <li>–Graph It!</li> </ul> </li> </ul>	<p>INVESTIGATE SOUNDS AND LETTERS</p> <ul style="list-style-type: none"> <li>○Big Book of Rhymes and Rhythms, T66*</li> <li>•Develop Oral Language, T66                             <ul style="list-style-type: none"> <li>–Phonemic Awareness</li> </ul> </li> <li>•Connect Sound to Symbol, T66                             <ul style="list-style-type: none"> <li>–Put It in Context</li> <li>–Sing a Song</li> <li>–Develop Print Awareness</li> </ul> </li> <li>•Write, T68                             <ul style="list-style-type: none"> <li>–Practice Writing Names</li> </ul> </li> <li>•My Read and Write Book, p. 17</li> <li> ✓ •Center Workshops, T69                             <ul style="list-style-type: none"> <li>–ABC Fun!</li> <li>–Sing the ABC’s</li> </ul> </li> <li>◆ •WiggleWorks Plus, T68</li> </ul> <p>* For a 5-day phonics and phonemic awareness plan, see Welcome to Kindergarten Place, pp. 24–27.</p>
<p>ESL Teaching Plan: Dear Grandma</p> <p>Solares: Gr. K, Vol. 1, Unit 1 Plan II, T38–T59</p>	<p>Supporting All Learners ESL: –Guided Questions, T63</p> <p>ESL Teaching Plan: I’m Going to Take...</p> <p>Solares: Gr. K, Vol. 1, Unit 1 Plan II, T38–T59</p>	<p>Solares: Gr. K, Vol. 1, Unit 1 Plan II, T38–T59</p>

✓ = Assessed       = Workshop      □ = Project      ○ = Audiocassette      ◆ = Technology



# LITERACY PLACE WEEKLY LESSON PLANNER




	DAY 1		DAY 2	
	WORK WITH THE SOURCECARD		STORYTELLING	
Reading, Writing, Listening, Speaking, Viewing	<ul style="list-style-type: none"> <li>•Create a Community of Learners, T70</li> <li>•Share the SourceCard, T70</li> <li>•Write Together, T71 –Write a Story</li> <li>•Reread, T71 –Return to the SourceCard</li> <li>•Read My Book, My Family, T72</li> <li> •Center Workshops, T73 –Camera Fun –A Place for Books</li> <li>◆•WiggleWorks Plus, T70</li> </ul>		<ul style="list-style-type: none"> <li>•Create a Community of Learners, T74</li> <li>•Tell the Story, The Knee-High Man, T75</li> <li>•Conversations, T75</li> <li>•Write Together, T76 –Knee-High View of the World</li> <li>•Retell, T76 –Focus on Animal Noises</li> <li>•My Read and Write Book, pp. 14,15</li> <li> •Center Workshops, T77 –Knee-High Tall –Draw It!</li> </ul>	
Second Language Learners (See ESL Teaching Plan for a comprehensive alternative lesson.)	ESL Teaching Plan: Celebrate  Solares: Gr. K, Vol. 1, Unit 1 Plan II, T60–T75		Supporting All Learners ESL: –Act It Out, T75  ESL Teaching Plan: Role-Play  Solares: Gr. K, Vol. 1, Unit 1 Plan II, T60–T75	
Teacher's Notes				






DAY 3	DAY 4	DAY 5
LISTEN TO THE READ ALOUD	INVESTIGATE SOUNDS AND LETTERS	PUT IT ALL TOGETHER
<ul style="list-style-type: none"> <li>•Create a Community of Learners, T78</li>   <li>•Build Background, T78</li>   <li>•Share the Read Aloud, Darcy and Gran Don’t Like Babies, T79</li>   <li>•Conversations, T79</li>   <li>•Write Together, T80 –I Have Grown!</li>   <li>•Reread, T80 –Explore Illustrations</li>   <li> ✓ •Center Workshops, T81 –Name That Baby! –Caring for Babies</li>   <li>◆•WiggleWorks Plus, T78</li> </ul>	<ul style="list-style-type: none"> <li>○ •Sing A Song, T82*</li>   <li>•Develop Oral Language, T82 –Phonemic Awareness</li>   <li>•Connect Sound to Symbol, T82 –Put It in Context –Sing a Song –Develop Print Awareness</li>   <li>•Write, T84 –Write Initials</li>   <li>•My Read and Write Book, p. 18</li>   <li> ✓ •Center Workshops, T85 –Decorating Initials –Graphing Names</li>   <li>◆•WiggleWorks Plus, T84</li>   <li>* For a 5-day phonics and phonemic awareness plan, see Welcome to Kindergarten Place, pp. 24–27.</li> </ul>	<ul style="list-style-type: none"> <li>•Create a Community of Learners, T86</li>   <li>•Write Together, T87 –Make a Compare and Contrast Language Chart</li>   <li>•My Read and Write Book, pp. 19, 20</li>   <li>•Center Workshops, T88 –Growing for Grandparents –Our Families</li>   <li><input type="checkbox"/> ✓ Project, T89 –Big Book of Family Members</li>   <li>◆•WiggleWorks Plus, T86</li> </ul>
<p>ESL Teaching Plan: Poems</p> <p>Solares: Gr. K, Vol. 1, Unit 1 Plan II, T60–T75</p>	<p>Supporting All Learners ESL: –Peer Partners, T83</p> <p>Solares: Gr. K, Vol. 1, Unit 1 Plan II, T60–T75</p>	<p>Solares: Gr. K, Vol. 1, Unit 1 Plan II, T60–T75</p>

✓ = Assessed	 = Workshop	<input type="checkbox"/> = Project	○ = Audiocassette	◆ = Technology
--------------	--	------------------------------------	-------------------	----------------

# LITERACY PLACE WEEKLY LESSON PLANNER




	DAY 1	DAY 2
	SHARE THE ABC BOOK	SHARE THE BIG BOOK
<p>Reading, Writing, Listening, Speaking, Viewing</p> <div style="border: 2px solid black; padding: 5px; display: inline-block; margin-top: 10px;"> <b>WIGGLE WORKS PLUS</b> </div> <p>Kites is a Wiggleworks Plus CD-ROM selection.</p>	<ul style="list-style-type: none"> <li>•Create a Community of Learners, T96</li>   <li>•Build Background, T96</li>   <li>•Read ABC Book, Annie, Bea, and Chi Chi Delores, T97</li>   <li>•Conversations, T97</li>   <li>•Write Together, T98 –Write About Favorite Activities</li>   <li>•Reread, T98 –Letter Predictions</li>   <li> ✓ •Center Workshops, T99 –I Like School! –After-School Stories</li>   <li>◆•WiggleWorks Plus, T96</li> </ul>	<ul style="list-style-type: none"> <li>•Create a Community of Learners, T100</li>   <li>•Build Background, T100</li>   <li>○•Read Big Book, I Like Books, T101 –Focus on Expressive Reading</li>   <li>•Conversations, T101</li>   <li>•Write Together, T102 –Focus on Sentence Structure</li>   <li>•Reread, T102 –Focus on Changes</li>   <li>•My Read and Write Book, p. 21</li>   <li> ✓ •Center Workshops, T103 –We Like Books! –Choose and Graph!</li> </ul>
<p><b>Second Language Learners</b> (See ESL Teaching Plan for a comprehensive alternative lesson.)</p>	<p>Supporting All Learners ESL: –Make Connections, T97</p> <p>ESL Teaching Plan: Monkey Likes</p> <p>Solares: Gr. K, Vol. 1, Unit 1 Plan III, T76–T97</p>	<p>Supporting All Learners ESL: –Record, T101</p> <p>ESL Teaching Plan: Books I Like</p> <p>Solares: Gr. K, Vol. 1, Unit 1 Plan III, T76–T97</p>
<p>Teacher’s Notes</p>		


DAY 3	DAY 4	DAY 5
<p style="text-align: center;"><b>REVISIT THE BIG BOOK</b></p> <ul style="list-style-type: none"> <li>•Create a Community of Learners, T104</li>   <li>•Choices for Rereading, T104                             <ul style="list-style-type: none"> <li>–Use Picture Clues</li> <li>–Focus on Illustrations</li> </ul> </li>   <li>•Write Together, T105                             <ul style="list-style-type: none"> <li>–Add to the Book</li> </ul> </li>   <li>•Concepts of Print, T105                             <ul style="list-style-type: none"> <li>–Focus on Structure</li> </ul> </li>   <li>•My Read and Write Book, p. 26</li>   <li>•Read My Book, We Like Food!, T106</li>   <li> ✓ •Center Workshops, T107                             <ul style="list-style-type: none"> <li>–Our Own Book Illustrations</li> <li>–Making Bookmarks</li> </ul> </li> </ul>	<p style="text-align: center;"><b>LISTEN TO THE READ ALOUD</b></p> <ul style="list-style-type: none"> <li>•Create a Community of Learners, T108</li>   <li>•Build Background, T108</li>   <li>•Share the Read Aloud, I Like Me!, T109</li>   <li>•Conversations, T109</li>   <li>•Write Together, T110                             <ul style="list-style-type: none"> <li>–Focus on Things I Can Do</li> </ul> </li>   <li>•Reread, T110                             <ul style="list-style-type: none"> <li>–Focus on the Illustrations</li> </ul> </li>   <li> ✓ •Center Workshops, T111                             <ul style="list-style-type: none"> <li>–I Like Me Book!</li> <li>–Follow a Recipe</li> </ul> </li>   <li>◆•WiggleWorks Plus, T108</li> </ul>	<p style="text-align: center;"><b>INVESTIGATE SOUNDS AND LETTERS</b></p> <ul style="list-style-type: none"> <li>○•Sing a Song, T112*</li>   <li>•Develop Oral Language, T112                             <ul style="list-style-type: none"> <li>–Phonemic Awareness</li> </ul> </li>   <li>•Connect Sound to Symbol, T112                             <ul style="list-style-type: none"> <li>–Put It in Context</li> <li>–Sing a Song</li> <li>–Develop Print Awareness</li> </ul> </li>   <li>•Write, T114                             <ul style="list-style-type: none"> <li>–Label Your Classroom!</li> </ul> </li>   <li> ✓ •Center Workshops, T115                             <ul style="list-style-type: none"> <li>–Add Another!</li> <li>–Sorting by Sound</li> </ul> </li>   <li>◆•WiggleWorks Plus, T114</li> </ul> <p style="font-size: small; margin-top: 20px;">* For a 5-day phonics and phonemic awareness plan, see Welcome to Kindergarten Place, pp. 24–27.</p>
<p>ESL Teaching Plan: I Like to Read</p> <p>Solares: Gr. K, Vol. 1, Unit 1 Plan III, T76–T97</p>	<p>Supporting All Learners ESL: –Retell, T109</p> <p>Solares: Gr. K, Vol. 1, Unit 1 Plan III, T76–T97</p>	

 = Assessed	 = Workshop	 = Project	 = Audiocassette	 = Technology
--	--	---	---	--

# LITERACY PLACE WEEKLY LESSON PLANNER

	DAY 1		DAY 2	
	WORK WITH THE SOURCECARD		SHARE THE WIGGLEWORKS BOOK	
Reading, Writing, Listening, Speaking, Viewing	<ul style="list-style-type: none"> <li>•Create a Community of Learners, T116</li> <li>•Share the SourceCard, T116</li> <li>•Write Together, T117 –Write a Postcard</li> <li>•Reread, T117 –Share Personal Stories</li> <li>•Read My Book, Animal Sounds, T118</li> <li>✍️ •Center Workshops, T119 –Would You Like to Hear My Story? –We Are Storytellers</li> <li>◆ •WiggleWorks Plus, T116</li> </ul>		<ul style="list-style-type: none"> <li>•Create a Community of Learners, T120</li> <li>•Build Background, T120</li> <li>•Read the WiggleWorks Book, Kites, T121</li> <li>•Conversations, T121</li> <li>•Write Together, T122 –Focus on Color Words</li> <li>•Reread, T122 –Colors and Kites</li> <li>•My Read and Write Book, pp. 22, 23</li> <li>✍️ •Center Workshops, T123 –Design Your Own Paper Kite –Looking at Light</li> <li>◆ •WiggleWorks Plus, T120, T121</li> </ul>	
Second Language Learners (See ESL Teaching Plan for a comprehensive alternative lesson.)	ESL Teaching Plan: Look and Describe  Solares: Gr. K, Vol. 1, Unit 1 Plan III, T98–T113		ESL Teaching Plan: Pantomime  Solares: Gr. K, Vol. 1, Unit 1 Plan III, T98–T113	
Teacher's Notes				

DAY 3	DAY 4	DAY 5
LISTEN TO THE READ ALOUD	INVESTIGATE SOUNDS AND LETTERS	PUT IT ALL TOGETHER
<ul style="list-style-type: none"> <li>•Create a Community of Learners, T124</li>   <li>•Build Background, T124</li>   <li>•Share the Read Aloud, The Little Red Hen, T125</li>   <li>•Conversations, T125</li>   <li>•Write Together, T126 –Focus on Repetitive Language</li>   <li>•Reread, T126 –Joining In</li>   <li> ✓ •Center Workshops, T127 –Puppet Theater –Bake Bread</li>   <li>◆ •WiggleWorks Plus, T124</li> </ul>	<ul style="list-style-type: none"> <li>○ •Sing a Song, T128*</li>   <li>•Develop Oral Language, T128 –Phonemic Awareness</li>   <li>•Connect Sound to Symbol, T128 –Put It in Context –Sing a Song –Develop Print Awareness</li>   <li>•Write, T38 –Print Friends’ Names</li>   <li>•My Read and Write Book, pp. 27, 28</li>   <li> ✓ •Center Workshops, T131 –Name It! –Puppet Play</li>   <li>◆ •WiggleWorks Plus, T128, T130</li>   <li>* For a 5-day phonics and phonemic awareness plan, see Welcome to Kindergarten Place, pp. 24–27.</li> </ul>	<ul style="list-style-type: none"> <li>•Create a Community of Learners, T132</li>   <li>•Write Together, T133 –Make a Compare and Contrast Language Chart</li>   <li>•My Read and Write Book, pp. 29–32</li>   <li> •Center Workshops, T134 –Share a Favorite Story –Write a Letter</li>   <li><input checked="" type="checkbox"/> ✓ •Project, T135 –All About You and Me in School</li>   <li>◆ •WiggleWorks Plus, T132</li> </ul>
<p>Supporting All Learners ESL: –Innovate, T125</p> <p>ESL Teaching Plan: Secret Pals</p> <p>Solares: Gr. K, Vol. 1, Unit 1 Plan III, T98–T113</p>	<p>Supporting All Learners ESL: –Pantomime, T129</p> <p>ESL Teaching Plan: Unit Review</p> <p>Solares: Gr. K, Vol. 1, Unit 1 Plan III, T98–T113</p>	<p>Solares: Gr. K, Vol. 1, Unit 1 Plan III, T98–T113</p>

✓ = Assessed	 = Workshop	<input type="checkbox"/> = Project	○ = Audiocassette	◆ = Technology
--------------	--	------------------------------------	-------------------	----------------