







LITERACY PLACE WEEKLY LESSON PLANNER

	DAY 1		DAY 2	
	SHARE THE ABC BOOK		SHARE THE BIG BOOK	
<p>Reading, Writing, Listening, Speaking, Viewing</p> <div style="border: 2px solid black; padding: 5px; display: inline-block; margin-top: 10px;"> WIGGLE WORKS PLUS </div> <p style="margin-left: 20px;">Tortillas is a Wiggleworks Plus CD-ROM selection.</p>	<ul style="list-style-type: none"> •Create a Community of Learners, T4 •Build Background, T4 •Read ABC Book, <i>Eating the Alphabet</i>, T5 •Conversations, T5 •Write Together, T6 –My Favorite Fruits and Vegetables •Reread, T6 –Predict Letters and Foods •Center Workshops, T7 –Fruit and Veggie Faces! –Fruit and Vegetable Sort 	<ul style="list-style-type: none"> •Create a Community of Learners, T8 •Build Background, T8 ○ •Read Big Book, <i>In the Diner</i>, T9 –Participate in Rhyming Patterns •Conversations, T9 •Write Together, T10 –Focus on Rhyming Verse •Reread, T10 –Develop Oral Language •My Read and Write Book, pp. 5, 12 •Center Workshops, T11 –Create a Diner –Make a Menu! 		
	<p>Second Language Learners (See ESL Teaching Plan for a comprehensive alternative lesson.)</p>	<p>Supporting All Learners ESL: –Hands-On Learning, T5</p> <p>Solares: Gr. K, Vol. 1, Unit 3 Plan I, T226–T247</p>	<p>Supporting All Learners ESL: –Use Visuals, T9</p> <p>ESL Teaching Plan: Cake Bakes</p> <p>Solares: Gr. K, Vol. 1, Unit 3 Plan I, T226–T247</p>	
<p>Teacher's Notes</p>				

DAY 3	DAY 4	DAY 5
<p>REVISIT THE BIG BOOK</p>	<p>LISTEN TO THE READ ALOUD</p>	<p>INVESTIGATE SOUNDS AND LETTERS</p>
<ul style="list-style-type: none"> •Create a Community of Learners, T12 •Choices for Rereading, T12 <ul style="list-style-type: none"> –Follow the Busboy –Focus on Rhyming •Write Together, T13 <ul style="list-style-type: none"> –Write Sentences •Concepts of Print, T13 <ul style="list-style-type: none"> –Sentence Strips •Read My Book, <i>In the Park</i>, T14  ✓ •Center Workshops, T15 <ul style="list-style-type: none"> –Restaurant Row! –Pancakes and Diner Tools 	<ul style="list-style-type: none"> •Create a Community of Learners, T16 •Build Background, T16 •Share the Read Aloud, <i>Knock! Knock!</i>, T17 •Conversations, T17 •Write Together, T18 <ul style="list-style-type: none"> –Focus on Sentences •Reread, T18 <ul style="list-style-type: none"> –Predict the Text  ✓ •Center Workshops, T19 <ul style="list-style-type: none"> –Noodling Around –Create Watercolor Pictures! 	<ul style="list-style-type: none"> •Letter: Gg, T20* •Develop Oral Language, T20 <ul style="list-style-type: none"> –Phonemic Awareness •Connect Sound to Symbol, T20 <ul style="list-style-type: none"> –Put It in Context –Sing a Song of Gg –Develop Print Awareness •Write, T22 <ul style="list-style-type: none"> –Make G and g •My Alphabet Book, T22 <ul style="list-style-type: none"> –Add Gg •My Read and Write Book, p. 9  ✓ •Center Workshops, T23 <ul style="list-style-type: none"> –Gg’s Galore –Gorillas and Geese! ◆ •WiggleWorks Plus, T22 <p>* For a 5-day phonics and phonemic awareness plan, see Welcome to Kindergarten Place, pp. 24–27.</p>
<p>ESL Teaching Plan: Rhyme, Rhyme</p> <p>Solares: Gr. K, Vol. 1, Unit 3 Plan I, T226–T247</p>	<p>Supporting All Learners ESL: –Use Rhythm, T17</p> <p>ESL Teaching Plan: What Do They Do?</p> <p>Solares: Gr. K, Vol. 1, Unit 3 Plan I, T226–T247</p>	<p>Solares: Gr. K, Vol. 1, Unit 3 Plan I, T226–T247</p>

✓ = Assessed	 = Workshop	☐ = Project	○ = Audiocassette	◆ = Technology
--------------	--	-------------	-------------------	----------------



LITERACY PLACE WEEKLY LESSON PLANNER




	DAY 1		DAY 2	
	WORK WITH THE SOURCECARD		SHARE THE WIGGLEWORKS BOOK	
<p>Reading, Writing, Listening, Speaking, Viewing</p>	<ul style="list-style-type: none"> •Create a Community of Learners, T24 •Share the SourceCard, T24 •Write Together, T25 –Focus on What We Like to Do •Reread, T25 –Focus on Partners •Read My Book, <i>We Clean Up</i>, T26  •Center Workshops, T27 –Classroom Improvement –Working Together Mural ◆ •WiggleWorks Plus, T24 	<ul style="list-style-type: none"> •Create a Community of Learners, T28 •Build Background, T28 •Read the WiggleWorks Book, <i>Tortillas</i>, T29 –Develop Oral Language •Conversations, T29 •Write Together, T30 –Follow the Text Pattern •Reread, T30 –Focus on Story Pattern •My Read and Write Book, pp. 6, 7, 11  •Center Workshops, T31 –El Restaurante –Fill 'Er Up ◆ •WiggleWorks Plus, T28, T29, T30 		
<p>Second Language Learners (See ESL Teaching Plan for a comprehensive alternative lesson.)</p>	<p>Supporting All Learners ESL: –Assist in Process, T25</p> <p>ESL Teaching Plan: We Use Classroom Objects</p> <p>Solares: Gr. K, Vol. 1, Unit 3 Plan I, T248–T261</p>	<p>Supporting All Learners ESL: –Real-Life Connections, T29</p> <p>ESL Teaching Plan: Where Does it Belong?</p> <p>Solares: Gr. K, Vol. 1, Unit 3 Plan I, T248–T261</p>		
<p>Teacher's Notes</p>				



DAY 3	DAY 4	DAY 5
LISTEN TO THE READ ALOUD	INVESTIGATE SOUNDS AND LETTERS	PUT IT ALL TOGETHER
<ul style="list-style-type: none"> •Create a Community of Learners, T32 •Build Background, T32 •Share the Read Aloud, <i>Peter’s Chair</i>, T33 •Conversations, T33 •Write Together, T34 –Focus on Periods •Reread, T34 –Discuss the Story ✓ •Center Workshops, T35 –Make Pictures With Collage Materials –Teamwork Towers! 	<ul style="list-style-type: none"> ○ •Letter: <i>Hh</i>, T36* •Develop Oral Language, T36 –Phonemic Awareness •Connect Sound to Symbol, T36 –Put It in Context –Sing a Song of Hh –Develop Print Awareness •Write, T38 –Make H and h •My Alphabet Book, T38 –Add Hh •My Read and Write Book, p. 10 ✓ •Center Workshops, T39 –A Heap of H’s! –Hh Charades! ◆ •WiggleWorks Plus, T38 <p>* For a 5-day phonics and phonemic awareness plan, see Welcome to Kindergarten Place, pp. 24–27.</p>	<ul style="list-style-type: none"> •Create a Community of Learners, T40 •Write Together, T41 –Make a Compare and Contrast Language Chart •Center Workshops, T42 –In Our Diner –Write Letters Home <input type="checkbox"/> ✓ •Project, T43 –Daily Menu
<p>Supporting All Learners ESL: –Emphasize, T33</p> <p>ESL Teaching Plan: Let’s Dance, Partner</p> <p>Solares: Gr. K, Vol. 1, Unit 3 Plan I, T248–T261</p>	<p>Supporting All Learners ESL: –Assist in Process, T37</p> <p>Solares: Gr. K, Vol. 1, Unit 3 Plan I, T248–T261</p>	<p>Solares: Gr. K, Vol. 1, Unit 3 Plan I, T248–T261</p>

✓ = Assessed	= Workshop	<input type="checkbox"/> = Project	○ = Audiocassette	◆ = Technology
--------------	------------	------------------------------------	-------------------	----------------



LITERACY PLACE WEEKLY LESSON PLANNER

	DAY 1	DAY 2
	SHARE THE ABC BOOK	SHARE THE BIG BOOK
Reading, Writing, Listening, Speaking, Viewing	<ul style="list-style-type: none"> •Create a Community of Learners, T50 •Build Background, T50 •Read ABC Book, <i>Eating the Alphabet</i>, T51 •Conversations, T51 •Write Together, T52 –Write About Your Favorite Fruits and Vegetables •Reread, T52 –Focus on Letters and Their Sounds  •Center Workshops, T53 –Apple Time! –Paint a Still Life! 	<ul style="list-style-type: none"> •Create a Community of Learners, T54 •Build Background, T54 ○ •Read Big Book, <i>Jamberry</i>, T55 –Develop Oral Language •Conversations, T55 •Write Together, T56 –Focus on Compound Words •Reread, T55 –Focus on Rhymes •My Read and Write Book, pp. 13, 19  •Center Workshops, T57 –Create Berryland! –Making Music!
Second Language Learners (See ESL Teaching Plan for a comprehensive alternative lesson.)	Supporting All Learners ESL: –Build on Success, T51 Solares: Gr. K, Vol. 1, Unit 3 Plan II, T262–T283	ESL Teaching Plan: Berry Time Solares: Gr. K, Vol. 1, Unit 3 Plan II, T262–T283
Teacher’s Notes		

DAY 3	DAY 4	DAY 5
REVISIT THE BIG BOOK	LISTEN TO THE READ ALOUD	INVESTIGATE SOUNDS AND LETTERS
<ul style="list-style-type: none"> •Create a Community of Learners, T58 •Choices for Rereading, T58 <ul style="list-style-type: none"> –Focus on the Illustrations –Explore Author’s Motivation •Write Together, T59 <ul style="list-style-type: none"> –Make “Berry” Good Words •Concepts of Print, T59 <ul style="list-style-type: none"> –Focus on Environmental Print –Sounds and Letters (Jj) •Read My Book, <i>An Empty Box</i>, T60  ✓ Center Workshops, T61 <ul style="list-style-type: none"> –Make Clayberry Magnets! –“Berry” Good Fruit Ice 	<ul style="list-style-type: none"> •Create a Community of Learners, T62 •Build Background, T62 •Share the Read Aloud, <i>Jamaica Tag-Along</i>, T63 •Conversations, T63 •Write Together, T64 <ul style="list-style-type: none"> –Explore Welcoming Phrases •My Read and Write Book, p. 16 •Reread, T64 <ul style="list-style-type: none"> –Focus on Dialogue  ✓ •Center Workshops, T65 <ul style="list-style-type: none"> –Castle Creations –Being Partners 	<ul style="list-style-type: none"> ○ •Letter: Ii, T66* •Develop Oral Language, T66 <ul style="list-style-type: none"> –Phonemic Awareness •Connect Sound to Symbol, T66 <ul style="list-style-type: none"> –Put It in Context –Sing a Song of Ii –Develop Print Awareness •My Alphabet Book, T68 <ul style="list-style-type: none"> –Add Ii •Write, T68 <ul style="list-style-type: none"> –More “I Like” Ii’s •My Read and Write Book, p. 17  ✓ •Center Workshops, T69 <ul style="list-style-type: none"> –Act Out Ii’s! –Form Those Ii’s! ◆ •WiggleWorks Plus, T68 <p>* For a 5-day phonics and phonemic awareness plan, see Welcome to Kindergarten Place, pp. 24–27.</p>
<p>Supporting All Learners ESL: –Use Visuals, T59</p> <p>ESL Teaching Plan: One Berry, Two Berries</p> <p>Solares: Gr. K, Vol. 1, Unit 3 Plan II, T262–T283</p>	<p>Supporting All Learners ESL: –Role-Play, T63</p> <p>ESL Teaching Plan: Hidden Berries</p> <p>Solares: Gr. K, Vol. 1, Unit 3 Plan II, T262–T283</p>	<p>Solares: Gr. K, Vol. 1, Unit 3 Plan II, T262–T283</p>

✓ = Assessed  = Workshop  = Project ○ = Audiocassette ◆ = Technology

LITERACY PLACE WEEKLY LESSON PLANNER




	DAY 1		DAY 2	
	WORK WITH THE SOURCECARD		STORYTELLING	
<p>Reading, Writing, Listening, Speaking, Viewing</p>	<ul style="list-style-type: none"> •Create a Community of Learners, T70 •Share the SourceCard, T70 •Write Together, T71 –Make a “Berry” Big Book •Reread, T71 –Focus on the Tools and Utensils •Read My Book, <i>Our Snowman</i>, T72  ✓ •Center Workshops, T73 –Making Jam Sandwiches –Photograph Fun ◆ •WiggleWorks Plus, T70 	<ul style="list-style-type: none"> •Create a Community of Learners, T74 •Build Background, T74 •Tell the Story, <i>The Great Big Enormous Turnip</i>, T75 •Conversations, T75 •Write Together, T76 –Recall the Characters •Reread, T76 –Create a Book •My Read and Write Book, pp. 14, 15  ✓ •Center Workshops, T77 –Story Map –How Much Could It Weigh? 		
<p>Second Language Learners (See ESL Teaching Plan for a comprehensive alternative lesson.)</p>	<p>Supporting All Learners ESL: –Use Recorder, T71</p> <p>ESL Teaching Plan: Please Pass the Spoon</p> <p>Solares: Gr. K, Vol. 1, Unit 3 Plan II, T284–T299</p>	<p>ESL Teaching Plan: Let’s Make a Sandwich!</p> <p>Solares: Gr. K, Vol. 1, Unit 3 Plan II, T284–T299</p>		
<p>Teacher’s Notes</p>				


DAY 3	DAY 4	DAY 5
LISTEN TO THE READ ALOUD	INVESTIGATE SOUNDS AND LETTERS	PULL IT ALL TOGETHER
<ul style="list-style-type: none"> •Create a Community of Learners, T78 •Build Background, T78 •Share the Read Aloud, The Story of Chicken Licken, T79 •Conversations, T79 •Write Together, T80 –Create Animal Rhymes •Reread, T80 –Reread The Story of Chicken Licken •My Read and Write Book, p. 20 ✓ •Center Workshops, T81 –Make Animal Faces! –Fowl Play 	<ul style="list-style-type: none"> ○ •Letter: <i>Jj</i>, T82* •Develop Oral Language, T82 –Phonemic Awareness •Connect Sound to Symbol, T82 –Put It in Context –Sing a Song of Jj –Develop Print Awareness •Write, T84 –Form the Letters •My Alphabet Book, T84 –Add Jj •My Read and Write Book, p. 18 ✓ •Center Workshops, T85 –Play with Jj! –Judging Juice! ◆ •WiggleWorks Plus, T84 * For a 5-day phonics and phonemic awareness plan, see Welcome to Kindergarten Place, pp. 24–27. 	<ul style="list-style-type: none"> •Create a Community of Learners, T86 •Write Together, T87 –Make a Compare and Contrast Language Chart •Center Workshops, T88 –Berryland Collages –Pyramid of Food! <input type="checkbox"/> ✓ •Project, T89 –Big Book of Recipes
<p>Supporting All Learners ESL: –Use Visuals, T79</p> <p>ESL Teaching Plan: Step 1, Step 2</p> <p>Solares: Gr. K, Vol. 1, Unit 3 Plan II, T284–T299</p>	<p>Solares: Gr. K, Vol. 1, Unit 3 Plan II, T284–T299</p>	<p>Solares: Gr. K, Vol. 1, Unit 3 Plan II, T284–T299</p>

✓ = Assessed	= Workshop	<input type="checkbox"/> = Project	○ = Audiocassette	◆ = Technology
--------------	------------	------------------------------------	-------------------	----------------

LITERACY PLACE WEEKLY LESSON PLANNER

	DAY 1	DAY 2
	SHARE THE ABC BOOK	SHARE THE BIG BOOK
<p>Reading, Writing, Listening, Speaking, Viewing</p> <div style="border: 2px solid black; padding: 5px; display: inline-block; margin-top: 10px;"> WIGGLE WORKS PLUS </div> <p style="margin-left: 20px;">Pizza Party! is a Wiggleworks Plus CD-ROM selection.</p>	<ul style="list-style-type: none"> •Create a Community of Learners, T96 •Build Background, T96 •Read ABC Book, Eating the Alphabet, T97 •Conversations, T97 •Write Together, T98 –Make a Fruit and Vegetable ABC Book •Reread, T98 –Focus on Letters and Their Sounds •Center Workshops, T99 –Fruit Graph –Fruit and Vegetable Collage 	<ul style="list-style-type: none"> •Create a Community of Learners, T100 •Build Background, T100 ○ •Read Big Book, Pizza Party!, T101 –Develop Oral Language •Conversations, T101 •Write Together, T102 –Focus on Words and Sentences •Reread, T102 –Use Picture Clues to Predict Text •My Read and Write Book, p. 21 •Center Workshops, T103 –Draw It! –Play-Dough Delight
<p>Second Language Learners (See ESL Teaching Plan for a comprehensive alternative lesson.)</p>	<p>Supporting All Learners ESL: –Make Connections, T97</p> <p>Solares: Gr. K, Vol. 1, Unit 3 Plan III, T300–T321</p>	<p>Supporting All Learners ESL: –Real-Life Connections, T101</p> <p>ESL Teaching Plan: Fills/Spills</p> <p>Solares: Gr. K, Vol. 1, Unit 3 Plan III, T300–T321</p>
<p>Teacher's Notes</p>		

DAY 3	DAY 4	DAY 5
REVISIT THE BIG BOOK	LISTEN TO THE READ ALOUD	INVESTIGATE SOUNDS AND LETTERS
<ul style="list-style-type: none"> •Create a Community of Learners, T104 •Choices for Rereading, T104 <ul style="list-style-type: none"> –Focus on Picture Clues –Focus on Sequence •Write Together, T105 <ul style="list-style-type: none"> –Focus on We •Concepts of Print, T105 <ul style="list-style-type: none"> –Focus on Action Words •My Read and Write Book, p. 27 •Read My Book, <i>We Dance</i>, T106  ✓ •Center Workshops, T107 <ul style="list-style-type: none"> –Tell a Story –Our Own Pizza Party! 	<ul style="list-style-type: none"> •Create a Community of Learners, T108 •Build Background, T108 •Share the Read Aloud, <i>Blueberries for Sal</i>, T109 •Conversations, T109 •Write Together, T110 <ul style="list-style-type: none"> –Focus on Writing Sentences •Reread, T110 <ul style="list-style-type: none"> –Focus on Sequence  ✓ •Center Workshops, T111 <ul style="list-style-type: none"> –Melted Crayon Art –A “Berry” Good Smoothie! 	<ul style="list-style-type: none"> ○ •Letter: Kk, T112* •Develop Oral Language, T112 <ul style="list-style-type: none"> –Phonemic Awareness •Connect Sound to Symbol, T112 <ul style="list-style-type: none"> –Put It in Context –Sing a Song of Kk –Develop Print Awareness •Write, T114 <ul style="list-style-type: none"> –Focus on K and k •My Alphabet Book, T114 <ul style="list-style-type: none"> –Add Kk •My Read and Write Book, p. 25  ✓ •Center Workshops, T115 <ul style="list-style-type: none"> –Kiwi Kabobs! –Kites of Kk ◆ •WiggleWorks Plus, T114 <p>* For a 5-day phonics and phonemic awareness plan, see Welcome to Kindergarten Place, pp. 24–27.</p>
<p>ESL Teaching Plan: Tell the Story</p> <p>Solares: Gr. K, Vol. 1, Unit 3 Plan III, T300–T321</p>	<p>ESL Teaching Plan: Sequence</p> <p>Solares: Gr. K, Vol. 1, Unit 3 Plan III, T300–T321</p>	<p>Solares: Gr. K, Vol. 1, Unit 3 Plan III, T300–T321</p>

✓ = Assessed	 = Workshop	☐ = Project	○ = Audiocassette	◆ = Technology
--------------	--	-------------	-------------------	----------------

LITERACY PLACE WEEKLY LESSON PLANNER

	DAY 1	DAY 2
	WORK WITH THE SOURCECARD	SHARE THE WIGGLEWORKS BOOK
Reading, Writing, Listening, Speaking, Viewing	<ul style="list-style-type: none"> •Create a Community of Learners, T116 •Share the SourceCard, T116 •Write Together, T117 –Focus on Questions and the Word I •Reread, T117 –Focus on Rhymes •My Read and Write Book, p. 28 •Read My Book, <i>I Read, You Read</i>, T118 ✍️ •Center Workshops, T119 –Make a Jamboree Big Book –Our Fruit and Vegetable Stand 	<ul style="list-style-type: none"> •Create a Community of Learners, T120 •Build Background, T120 •Read the WiggleWorks Book, <i>Pizza</i>, T121 •Conversations, T121 •Write Together, T122 –Make a Menu •Reread, T122 –Focus on Picture Clues •My Read and Write Book, pp. 22, 23 ✍️ •Center Workshops, T123 –Equal Parts –Pizza Parlor ◆ •WiggleWorks Plus, T120, T121, T122
Second Language Learners (See ESL Teaching Plan for a comprehensive alternative lesson.)	Supporting All Learners ESL: –Use Picture Cards, T117 ESL Teaching Plan: Favorite Foods Solares: Gr. K, Vol. 1, Unit 3 Plan III, T322–T335	Supporting All Learners ESL: –Repetition, T121 ESL Teaching Plan: I’m Going to the Market Solares: Gr. K, Vol. 1, Unit 3 Plan III, T322–T335
Teacher’s Notes		

DAY 3	DAY 4	DAY 5
LISTEN TO THE READ ALOUD	INVESTIGATE SOUNDS AND LETTERS	PUT IT ALL TOGETHER
<ul style="list-style-type: none"> •Create a Community of Learners, T124 •Build Background, T124 •Share the Read Aloud, <i>How Teddy Bears Are Made</i>, T125 •Conversations, T125 •Write Together, T126 –Focus on Asking Questions •Reread, T126 –Look Closely at the Photos ✓ •Center Workshops, T127 –Bear City! –Make a Stuffed Doll 	<ul style="list-style-type: none"> ○ •Letter: <i>li</i>, T128* •Develop Oral Language, T128 –Phonemic Awareness •Connect Sound to Symbol, T128 –Put It in Context –Sing a Song of <i>li</i> –Develop Print Awareness •Write, T130 –Make Lists of <i>li</i> Words •My Alphabet Book, T130 –Add <i>li</i> •My Read and Write Book, p. 26 ✓ •Center Workshops, T131 –Lids, Lids, Lids! –Looking at Leaves ◆ •WiggleWorks Plus, T130 <p>* For a 5-day phonics and phonemic awareness plan, see Welcome to Kindergarten Place, pp. 24–27.</p>	<ul style="list-style-type: none"> •Create a Community of Learners, T132 •Write Together, T133 –Make a Compare and Contrast Language Chart •Center Workshops, T134 –Kuplunk, Bam, Ring –A Bushel of Bears <input type="checkbox"/> ✓ •Project, T135 –Big Book of Menus
<p>ESL Teaching Plan: You Read, I Read</p> <p>Solares: Gr. K, Vol. 1, Unit 3 Plan III, T322–T335</p>	<p>ESL Teaching Plan: Unit Review</p> <p>Solares: Gr. K, Vol. 1, Unit 3 Plan III, T322–T335</p>	<p>Solares: Gr. K, Vol. 1, Unit 3 Plan III, T322–T335</p>

✓ = Assessed = Workshop = Project ○ = Audiocassette ◆ = Technology