







LITERACY PLACE WEEKLY LESSON PLANNER





	DAY 1		DAY 2	
	SHARE THE ABC BOOK		SHARE THE BIG BOOK	
<p>Reading, Writing, Listening, Speaking, Viewing</p> <div style="border: 2px solid black; padding: 5px; display: inline-block; margin-top: 10px;"> WIGGLE WORKS PLUS </div> <p><i>City Sounds</i> is a Wiggleworks Plus CD-ROM selection.</p>	<ul style="list-style-type: none"> •Create a Community of Learners, T4 •Build Background, T4 •Read ABC Book, <i>David McPhail's Animals A to Z</i>, T5 •Conversations, T5 •Write Together, T6 –Tell the Story •Reread, T6 –Focus on Illustrations ✍️ •Center Workshops, T7 –Collage Aa to Zz –Animal Act 	<ul style="list-style-type: none"> •Create a Community of Learners, T8 •Build Background, T8 ○ •Read Big Book, <i>Listen to the Desert, Oye al desierto</i>, T9 –Listening in Two Languages •Conversations, T9 •Write Together, T10 –What Do You Hear? •Reread, T10 –Make That Sound! •My Read and Write Book, p. 5 ✍️ •Center Workshops, T11 –In the Desert –What's That Sound? 		
<p>Second Language Learners (See ESL Teaching Plan for a comprehensive alternative lesson.)</p>	<p>Supporting All Learners ESL: –Word Play, T5</p> <p>Solares: Gr. K, Vol. 2, Unit 4 Plan I, T2–T23</p>	<p>Supporting All Learners ESL: –Assist in Process, T9</p> <p>ESL Teaching Plan: Listen to the Snake</p> <p>Solares: Gr. K, Vol. 2, Unit 4 Plan I, T2–T23</p>		
<p>Teacher's Notes</p>				



DAY 3	DAY 4	DAY 5
REVISIT THE BIG BOOK	LISTEN TO THE READ ALOUD	INVESTIGATE SOUNDS AND LETTERS
<ul style="list-style-type: none"> •Create a Community of Learners, T12 •Choices for Rereading, T12 <ul style="list-style-type: none"> –Focus on Picture Clues –Think About Desert Sounds •Write Together, T13 <ul style="list-style-type: none"> –Write a Book •Concepts of Print, T13 <ul style="list-style-type: none"> –Sentence Strips –Sounds and Letters (Mm, Nn) •Read My Book, “Meow,” <i>Said The Kitten</i>, T14  ✓ •Center Workshops, T15 <ul style="list-style-type: none"> –Listen to This! –Desert Dioramas 	<ul style="list-style-type: none"> •Create a Community of Learners, T16 •Build Background, T16 •Share the Read Aloud, <i>Duckat</i>, T17 •Conversations, T17 •Write Together, T18 <ul style="list-style-type: none"> –Focus on Animal Sounds •My Read and Write Book, p. 8 •Reread, T18 <ul style="list-style-type: none"> –Focus on Repetition  ✓ •Center Workshops, T19 <ul style="list-style-type: none"> –Duck, Duck, Duckat –Animal Combos ◆ •WiggleWorks Plus, T16 	<ul style="list-style-type: none"> ○ •Letter: <i>Mm</i>, T20* •Develop Oral Language, T20 <ul style="list-style-type: none"> –Phonemic Awareness •Connect Sound to Symbol, T20 <ul style="list-style-type: none"> –Put It in Context –Sing a Song of Mm’s –Develop Print Awareness •Write, T22 <ul style="list-style-type: none"> –Make an Mm Mural •My Read and Write Book, p. 9  ✓ •Center Workshops, T23 <ul style="list-style-type: none"> –Monday, Monday –Mm Mobiles ◆ •WiggleWorks Plus, T22 <p>* For a 5-day phonics and phonemic awareness plan, see Welcome to Kindergarten Place, pp. 24–27.</p>
<p>ESL Teaching Plan: Act Like a Mouse</p> <p>Solares: Gr. K, Vol. 2, Unit 4 Plan I, T2–T23</p>	<p>Supporting All Learners ESL: –Assist in Process, T17</p> <p>ESL Teaching Plan: Draw, Draw</p> <p>Solares: Gr. K, Vol. 2, Unit 4 Plan I, T2–T23</p>	<p>Solares: Gr. K, Vol. 2, Unit 4 Plan I, T2–T23</p>

✓ = Assessed	 = Workshop	☐ = Project	○ = Audiocassette	◆ = Technology
--------------	--	-------------	-------------------	----------------

LITERACY PLACE WEEKLY LESSON PLANNER




	DAY 1		DAY 2	
	WORK WITH THE SOURCECARD		SHARE THE WIGGLEWORKS BOOK	
<p>Reading, Writing, Listening, Speaking, Viewing</p>	<ul style="list-style-type: none"> •Create a Community of Learners, T24 •Share the SourceCard, T24 •Write Together, T25 <ul style="list-style-type: none"> –Write About Sounds •Reread, T25 <ul style="list-style-type: none"> –Focus on Storytelling •Read My Book, <i>It's Playtime!</i>, T26  ✓ •Center Workshops, T27 <ul style="list-style-type: none"> –Play Charades –Sounds and Stories ◆ •WiggleWorks Plus, T24 	<ul style="list-style-type: none"> •Create a Community of Learners, T28 •Build Background, T28 •Read the WiggleWorks Book, <i>City Sounds</i>, T29 <ul style="list-style-type: none"> –Focus on Story Pattern •Conversations, T29 •Write Together, T30 <ul style="list-style-type: none"> –Focus on Sounds •Reread, T30 <ul style="list-style-type: none"> – Focus on Picture Clues •My Read and Write Book, pp. 6, 7  ✓ •Center Workshops, T31 <ul style="list-style-type: none"> –Block City –City-Sound Concentration ◆ •WiggleWorks Plus, T28, T30 		
<p>Second Language Learners (See ESL Teaching Plan for a comprehensive alternative lesson.)</p>	<p>ESL Teaching Plan: Just Pretend</p> <p>Solares: Gr. K, Vol. 2, Unit 4 Plan I, T24–T37</p>	<p>ESL Teaching Plan: Everyone Join In!</p> <p>Solares: Gr. K, Vol. 2, Unit 4 Plan I, T24–T37</p>		
<p>Teacher's Notes</p>				






DAY 3	DAY 4	DAY 5
LISTEN TO THE READ ALOUD	INVESTIGATE SOUNDS AND LETTERS	PUT IT ALL TOGETHER
<ul style="list-style-type: none"> •Create a Community of Learners, T32 •Build Background, T32 •Share the Read Aloud, <i>Crocodile Beat</i>, T33 •Conversations, T33 •Write Together, T34 –Write Words for Animal Sounds •Reread, T34 –Predict Rhyming Words  •Center Workshops, T35 –Textured Animals –Crocodile and Alligator Information Book 	<ul style="list-style-type: none"> ○ •Letter: <i>Nn</i>, T36* •Develop Oral Language, T36 –Phonemic Awareness •Connect Sound to Symbol, T36 –Put It in Context –Sing a Song of Nn –Develop Print Awareness •Write, T38 –Put N and n in the News •My Read and Write Book, p. 10  •Center Workshops, T39 –Nests for Nn –My Number Book ◆ •WiggleWorks Plus, T38 <p>* For a 5-day phonics and phonemic awareness plan, see Welcome to Kindergarten Place, pp. 24–27.</p>	<ul style="list-style-type: none"> •Create a Community of Learners, T40 •Write Together, T41 –Make a Compare and Contrast Language Chart •My Read and Write Book, p. 11  •Center Workshops, T42 –Animal Crackers –Animal Sound Match  •Project, T43 –“Animals Say Hello” Big Book ◆ •WiggleWorks Plus, T40
<p>Supporting All Learners ESL: –Demonstrate, T33</p> <p>ESL Teaching Plan: Puppet Time</p> <p>Solares: Gr. K, Vol. 2, Unit 4 Plan I, T24–T37</p>	<p>Solares: Gr. K, Vol. 2, Unit 4 Plan I, T24–T37</p>	<p>Solares: Gr. K, Vol. 2, Unit 4 Plan I, T24–T37</p>

✓ = Assessed	 = Workshop	 = Project	○ = Audiocassette	◆ = Technology
--------------	--	---	-------------------	----------------



LITERACY PLACE WEEKLY LESSON PLANNER

	DAY 1	DAY 2
	SHARE THE ABC BOOK	SHARE THE BIG BOOK
<p>Reading, Writing, Listening, Speaking, Viewing</p> <div style="border: 2px solid black; padding: 5px; display: inline-block; margin-top: 10px;"> WIGGLE WORKS PLUS </div> <p><i>Let's Get the Rhythm</i> is a Wiggleworks Plus CD-ROM selection.</p>	<ul style="list-style-type: none"> •Create a Community of Learners, T50 •Build Background, T50 •Read ABC Book, <i>David McPhail's Animals A to Z</i>, T51 •Conversations, T51 •Write Together, T52 –Make Up a Story •Reread, T52 –Join In! •Center Workshops, T53 –Listen Up! –Aa to Zz Pretzels ◆ •WiggleWorks Plus, T50 	<ul style="list-style-type: none"> •Create a Community of Learners, T54 •Build Background, T54 ○ •Read Big Book, <i>Mama Zooms</i>, T55 –Develop Oral Language •Conversations, T55 •Write Together, T56 –Finish the Sentence •Reread, T55 –Focus on Predictable Text •My Read and Write Book, p. 13 •Center Workshops, T57 –Zooming –Guess What I've Got
<p>Second Language Learners (See ESL Teaching Plan for a comprehensive alternative lesson.)</p>	<p>Solares: Gr. K, Vol. 2, Unit 4 Plan II, T38–T59</p>	<p>Supporting All Learners ESL: –Use Visuals, T55</p> <p>ESL Teaching Plan: Things That Go</p> <p>Solares: Gr. K, Vol. 2, Unit 4 Plan II, T38–T59</p>
<p>Teacher's Notes</p>		

DAY 3	DAY 4	DAY 5
<p style="text-align: center;">REVISIT THE BIG BOOK</p> <ul style="list-style-type: none"> •Create a Community of Learners, T58 •Choices for Rereading, T58 <ul style="list-style-type: none"> –Model Book Handling –Generate Ideas –Echo-Read •Write Together, T59 <ul style="list-style-type: none"> –Imagine and Extend •Concepts of Print, T59 <ul style="list-style-type: none"> –Focus on Quotation Marks –Sounds and Letters (Oo, Pp) •Read My Book, <i>I Run</i>, T60  ✓ •Center Workshops, T61 <ul style="list-style-type: none"> –A Box Is... –Our Imagination Book 	<p style="text-align: center;">LISTEN TO THE READ ALOUD</p> <ul style="list-style-type: none"> •Create a Community of Learners, T62 •Build Background, T62 •Share the Read Aloud, <i>The Three Little Pigs</i>, T63 •Conversations, T63 •Write Together, T64 <ul style="list-style-type: none"> –Focus on Repetitive Language and Quotation Marks •My Read and Write Book, p. 16 •Reread, T64 <ul style="list-style-type: none"> –Focus on Dialogue  ✓ •Center Workshops, T65 <ul style="list-style-type: none"> –Build a Fine House –This Little Piggy 	<p style="text-align: center;">INVESTIGATE SOUNDS AND LETTERS</p> <ul style="list-style-type: none"> ○ •Letter: <i>Oo</i>, T66* •Develop Oral Language, T66 <ul style="list-style-type: none"> –Phonemic Awareness •Connect Sound to Symbol, T66 <ul style="list-style-type: none"> –Put It in Context –Sing a Song of Oo –Develop Print Awareness •Write, T68 <ul style="list-style-type: none"> –Make a Chart of O and o •My Read and Write Book, p. 17  ✓ •Center Workshops, T69 <ul style="list-style-type: none"> –Around the O We Go –Oo is for Opposite ◆ •WiggleWorks Plus, T68 * For a 5-day phonics and phonemic awareness plan, see Welcome to Kindergarten Place, pp. 24–27.
<p>ESL Teaching Plan: Can You Guess?</p> <p>Solares: Gr. K, Vol. 2, Unit 4 Plan II, T38–T59</p>	<p>Supporting All Learners ESL: –Make Connections, T63</p> <p>ESL Teaching Plan: Can You Find It?</p> <p>Solares: Gr. K, Vol. 2, Unit 4 Plan II, T38–T59</p>	<p>Supporting All Learners ESL: –Assist in Process, T67</p> <p>Solares: Gr. K, Vol. 2, Unit 4 Plan II, T38–T59</p>

 = Assessed	 = Workshop	 = Project	 = Audiocassette	 = Technology
--	--	---	---	--



LITERACY PLACE WEEKLY LESSON PLANNER




	DAY 1		DAY 2	
	WORK WITH THE SOURCECARD		SHARE THE WIGGLEWORKS BOOK	
Reading, Writing, Listening, Speaking, Viewing	<ul style="list-style-type: none"> •Create a Community of Learners, T70 •Share the SourceCard, T70 •Write Together, T71 –Create New Verses •Reread, T71 –Focus on Movements •Read My Book, <i>My Name Is Sam</i>, T72  •Center Workshops, T73 –Weather Dances –A Collage of Feelings ◆ •WiggleWorks Plus, T70 		<ul style="list-style-type: none"> •Create a Community of Learners, T74 •Build Background, T74 •Read the WiggleWorks Book, <i>Let's Get the Rhythm</i>, T75 –Focus on Repetitive Pattern •Conversations, T75 •Write Together, T76 –Make Up a New Chant •Reread, T76 –Working in Cooperative Groups •My Read and Write Book, pp. 14, 15  •Center Workshops, T77 –Express Yourself Vest –Body Part Match ◆ •WiggleWorks Plus, T74, T76 	
Second Language Learners (See ESL Teaching Plan for a comprehensive alternative lesson.)	Supporting All Learners ESL: –Hands-On Activities, T71 ESL Teaching Plan: Use Your Body Solares: Gr. K, Vol. 2, Unit 4 Plan II, T60–T73		ESL Teaching Plan: It's the Motion Solares: Gr. K, Vol. 2, Unit 4 Plan II, T60–T73	
Teacher's Notes				


DAY 3	DAY 4	DAY 5
LISTEN TO THE READ ALOUD	INVESTIGATE SOUNDS AND LETTERS	PUT IT ALL TOGETHER
<ul style="list-style-type: none"> •Create a Community of Learners, T78 •Build Background, T78 •Share the Read Aloud, <i>Five Live Bongos</i>, T79 •Conversations, T79 •Write Together, T80 –Focus on Sound Words •Reread, T80 –Focus on Illustrator’s Craft ✓ •Center Workshops, T81 –Paint What You Hear –Strike Up the Band! 	<ul style="list-style-type: none"> ○ •Letter: <i>Pp</i>, T82* •Develop Oral Language, T82 –Phonemic Awareness •Connect Sound to Symbol, T82 –Put It in Context –Sing a Song of Pp –Develop Print Awareness •Write, T84 –Make Posters of P’s and p’s •My Read and Write Book, p. 18 ✓ •Center Workshops, T85 –Calling All Songwriters –Pp’s Are Popping ◆ •WiggleWorks Plus, T84 * For a 5-day phonics and phonemic awareness plan, see Welcome to Kindergarten Place, pp. 24–27. 	<ul style="list-style-type: none"> •Create a Community of Learners, T86 •Write Together, T87 –Make a Compare and Contrast Language Chart •My Read and Write Book, p. 19 •Center Workshops, T88 –Make a Beat and Move to It! –Create a Character <input checked="" type="checkbox"/> ✓ •Project, T89 –Create, Plan, and Perform
<p>ESL Teaching Plan: Favorite Songs</p> <p>Solares: Gr. K, Vol. 2, Unit 4 Plan II, T60–T73</p>	<p>Solares: Gr. K, Vol. 2, Unit 4 Plan II, T60–T73</p>	<p>Solares: Gr. K, Vol. 2, Unit 4 Plan II, T60–T73</p>

✓ = Assessed	= Workshop	<input type="checkbox"/> = Project	○ = Audiocassette	◆ = Technology
--------------	------------	------------------------------------	-------------------	----------------

LITERACY PLACE WEEKLY LESSON PLANNER

	DAY 1	DAY 2
	SHARE THE ABC BOOK	SHARE THE BIG BOOK
Reading, Writing, Listening, Speaking, Viewing	<ul style="list-style-type: none"> •Create a Community of Learners, T96 •Build Background, T96 •Read ABC Book, <i>David McPhail's Animals A to Z</i>, T97 •Conversations, T97 •Write Together, T98 –Make a List! •Reread, T98 –Focus on Letters and Labels  ✓ •Center Workshops, T99 –It's a Match! –Class ABC Book 	<ul style="list-style-type: none"> •Create a Community of Learners, T100 •Build Background, T100 ○ •Read Big Book, <i>Good-Night Owl</i>, T101 –Use Pictures and Patterns •Conversations, T101 •Write Together, T102 –Write About More Visitors •Reread, T102 –Choral Reading •My Read and Write Book, p. 21  ✓ •Center Workshops, T103 –For the Birds –Listen to the Birds
Second Language Learners (See ESL Teaching Plan for a comprehensive alternative lesson.)	Supporting All Learners ESL: –Demonstrate, T97 Solares: Gr. K, Vol. 2, Unit 4 Plan III, T74–T95	Supporting All Learners ESL: –Use Visuals, T101 ESL Teaching Plan: Animal Sounds Solares: Gr. K, Vol. 2, Unit 4 Plan III, T74–T95
Teacher's Notes		

DAY 3	DAY 4	DAY 5
REVISIT THE BIG BOOK	LISTEN TO THE READ ALOUD	INVESTIGATE SOUNDS AND LETTERS
<ul style="list-style-type: none"> •Create a Community of Learners, T104 •Choices for Rereading, T104 <ul style="list-style-type: none"> –Retell the Story –Explore the Story Pattern –Discuss Time of Day •Write Together, T105 <ul style="list-style-type: none"> –Focus on Onomatopoeia •Concepts of Print, T105 <ul style="list-style-type: none"> –Focus on Story Pattern •Read My Book, <i>I Can Draw</i>, T106  ✓ •Center Workshops, T107 <ul style="list-style-type: none"> –Owl’s Tree –How Many Animals 	<ul style="list-style-type: none"> •Create a Community of Learners, T108 •Build Background, T108 •Share the Read Aloud, <i>The Little Bear Book</i>, T109 •Conversations, T109 •Write Together, T110 <ul style="list-style-type: none"> –Focus on the Story Pattern •Reread, T110 <ul style="list-style-type: none"> –Focus on Illustrations  ✓ •Center Workshops, T111 <ul style="list-style-type: none"> –Make a little Bear Book –Bear Puppets 	<ul style="list-style-type: none"> ○ •Letter: <i>Qq</i>, T112* •Develop Oral Language, T112 <ul style="list-style-type: none"> –Phonemic Awareness •Connect Sound to Symbol, T112 <ul style="list-style-type: none"> –Put It in Context –Sing a Song of Qq’s –Develop Print Awareness •Write, T114 <ul style="list-style-type: none"> –Make a Qq Bulletin Board •My Read and Write Book, p. 25  ✓ •Center Workshops, T115 <ul style="list-style-type: none"> –Qq Moves –Qq’s With Quills ◆ •WiggleWorks Plus, T114 * For a 5-day phonics and phonemic awareness plan, see Welcome to Kindergarten Place, pp. 24–27.
<p>ESL Teaching Plan: Hello, Good-bye</p> <p>Solares: Gr. K, Vol. 2, Unit 4 Plan III, T74–T95</p>	<p>ESL Teaching Plan: Use Word Cards</p> <p>Solares: Gr. K, Vol. 2, Unit 4 Plan III, T74–T95</p>	<p>Solares: Gr. K, Vol. 2, Unit 4 Plan III, T74–T95</p>

✓ = Assessed	 = Workshop	☐ = Project	○ = Audiocassette	◆ = Technology
--------------	--	-------------	-------------------	----------------

LITERACY PLACE WEEKLY LESSON PLANNER

	DAY 1		DAY 2	
	WORK WITH THE SOURCECARD		STORYTELLING	
Reading, Writing, Listening, Speaking, Viewing	<ul style="list-style-type: none"> •Create a Community of Learners, T116 •Share the SourceCard, T116 •Write Together, T117 –Write Stories •Reread, T117 –Focus on Process •Read My Book, <i>We Like To Build</i>, T118 ✍️ •Center Workshops, T119 –Mixed Media –Sort the Steps ◆ •WiggleWorks Plus, T116 	<ul style="list-style-type: none"> •Create a Community of Learners, T120 •Build Background, T120 •Tell the Story, <i>The Spider Weaver</i>, T121 •Conversations, T121 •Write Together, T122 –Write Sentences About Weaving •Retell the Story, T122 –Focus on Comprehension •My Read and Write Book, pp. 22, 23 ✍️ •Center Workshops, T123 –Weaving Cloud Pictures ◆ •WiggleWorks Plus, T120 		
Second Language Learners (See ESL Teaching Plan for a comprehensive alternative lesson.)	ESL Teaching Plan: Different Cats Solares: Gr. K, Vol. 2, Unit 4 Plan III, T96–T113	ESL Teaching Plan: Cat Collage Solares: Gr. K, Vol. 2, Unit 4 Plan III, T96–T113		
Teacher's Notes				

DAY 3	DAY 4	DAY 5
LISTEN TO THE READ ALOUD	INVESTIGATE SOUNDS AND LETTERS	PUT IT ALL TOGETHER
<ul style="list-style-type: none"> •Create a Community of Learners, T124 •Build Background, T124 •Share the Read Aloud, <i>Louise Builds a House</i>, T125 •Conversations, T125 •Write Together, T126 –Write Poster Ads •Reread, T126 –Choral Reading ✓ •Center Workshops, T127 –Big Book of Dream Houses –Let’s Build a House 	<ul style="list-style-type: none"> ○ •Letter: <i>Rr</i>, T128* •Develop Oral Language, T128 –Phonemic Awareness •Connect Sound to Symbol, T128 –Put It in Context –Sing a Song of Rr –Develop Print Awareness •Write, T130 –Print R and r on Red •My Read and Write Book, p. 26 ✓ •Center Workshops, T131 –Rocks, Rivers, and Rainbows –Rock Count ◆ •WiggleWorks Plus, T130 * For a 5-day phonics and phonemic awareness plan, see Welcome to Kindergarten Place, pp. 24–27. 	<ul style="list-style-type: none"> •Create a Community of Learners, T132 •Write Together, T133 –Make a Compare and Contrast Language Chart •Center Workshops, T134 –Author, Author! –Lights, Camera, Action! <input checked="" type="checkbox"/> •Project, T135 –Meet the Authors
<p>ESL Teaching Plan: Cat Club</p> <p>Solares: Gr. K, Vol. 2, Unit 4 Plan III, T96–T113</p>	<p>Supporting All Learners ESL: –Hands-On Learning, T129</p> <p>ESL Teaching Plan: Unit Review</p> <p>Solares: Gr. K, Vol. 2, Unit 4 Plan III, T96–T113</p>	<p>Solares: Gr. K, Vol. 2, Unit 4 Plan III, T96–T113</p>

✓ = Assessed	= Workshop	<input type="checkbox"/> = Project	○ = Audiocassette	◆ = Technology
--------------	------------	------------------------------------	-------------------	----------------