









LITERACY PLACE WEEKLY LESSON PLANNER

	DAY 1		DAY 2	
	SHARE THE ABC BOOK		SHARE THE BIG BOOK	
Reading, Writing, Listening, Speaking, Viewing	<ul style="list-style-type: none"> •Create a Community of Learners, T4 •Build Background, T4 •Read ABC Book, <i>A Was Once An Apple Pie</i>, T5 •Conversations, T5 •Write Together, T6 –Write Rhyming Words •Reread, T6 –Focus on Letter Shapes  ✓ •Center Workshops, T7 –Sense-able Applesauce –A Was Once a Game ◆ •WiggleWorks Plus, T4 	<ul style="list-style-type: none"> •Create a Community of Learners, T8 •Build Background, T8 ○ •Read Big Book, <i>Sense Suspense</i>, T9 –Discover Symbols and Pictures •Conversations, T9 •Write Together, T10 –Write Sense Sentences •Reread, T10 –Discover Close-Ups •My Read and Write Book, p. 5  ✓ •Center Workshops, T11 –Plan and Explore –Fun With the Five Senses 		
Second Language Learners (See ESL Teaching Plan for a comprehensive alternative lesson.)	Solares: Gr. K, Vol. 2, Unit 5 Plan I, T114–T135		ESL Teaching Plan: What Is It? Solares: Gr. K, Vol. 2, Unit 5 Plan I, T114–T135	
Teacher's Notes				

DAY 3	DAY 4	DAY 5
REVISIT THE BIG BOOK	LISTEN TO THE READ ALOUD	INVESTIGATE SOUNDS AND LETTERS
<ul style="list-style-type: none"> •Create a Community of Learners, T12 •Choices for Rereading, T12 <ul style="list-style-type: none"> –Guess the Sense Words –Focus on Photos •Write Together, T13 <ul style="list-style-type: none"> –Create Sense Stories •Concepts of Print, T13 <ul style="list-style-type: none"> –Sentence Strips –Sounds and Letters (Ss, Tt) •Read My Book, <i>Banana Bread!</i>, T14  ✓ •Center Workshops, T15 <ul style="list-style-type: none"> –Touch-and-Feel Chart –Expand the Exhibit 	<ul style="list-style-type: none"> •Create a Community of Learners, T16 •Build Background, T16 •Share the Read Aloud, <i>In the Small, Small Pond</i>, T17 •Conversations, T17 •Write Together, T18 <ul style="list-style-type: none"> –Create a Book About the Senses •My Read and Write Book, p. 8 •Reread, T18 <ul style="list-style-type: none"> –Emphasize Rhyme  ✓ •Center Workshops, T19 <ul style="list-style-type: none"> –Water World –Animals of Clay 	<ul style="list-style-type: none"> ○ •Letter: Ss, T20* •Develop Oral Language, T20 <ul style="list-style-type: none"> –Phonemic Awareness •Connect Sound to Symbol, T20 <ul style="list-style-type: none"> –Put It in Context –Sing a Song of Ss –Develop Print Awareness •Write, T22 <ul style="list-style-type: none"> –Make Sentences with Ss’s •My Read and Write Book, p. 9  ✓ •Center Workshops, T23 <ul style="list-style-type: none"> –Sweet, Sour, Salty, Bitter –Slip, Slither, and Slide •WiggleWorks Plus, T22 * For a 5-day phonics and phonemic awareness plan, see Welcome to Kindergarten Place, pp. 24–27.
<p>ESL Teaching Plan: I See, I Hear</p> <p>Solares: Gr. K, Vol. 2, Unit 5 Plan I, T114–T135</p>	<p>Supporting All Learners ESL: –Use Visuals, T17</p> <p>ESL Teaching Plan: What Do I See?</p> <p>Solares: Gr. K, Vol. 2, Unit 5 Plan I, T114–T135</p>	<p>Supporting All Learners ESL: –Peer Partners, T21</p> <p>Solares: Gr. K, Vol. 2, Unit 5 Plan I, T114–T135</p>

✓ = Assessed	 = Workshop	☐ = Project	○ = Audiocassette	◆ = Technology
--------------	--	-------------	-------------------	----------------



LITERACY PLACE WEEKLY LESSON PLANNER




	DAY 1		DAY 2	
	WORK WITH THE SOURCECARD		STORYTELLING	
<p>Reading, Writing, Listening, Speaking, Viewing</p>	<ul style="list-style-type: none"> •Create a Community of Learners, T24 •Share the SourceCard, T24 •Write Together, T25 –Use Your Senses •Reread, T25 –Focus on Senses •Read My Book, <i>Zoo Sense</i>, T26  •Center Workshops, T27 –Smooth or Scratchy? –Make a Sound Stick ◆ •WiggleWorks Plus, T24 	<ul style="list-style-type: none"> •Create a Community of Learners, T28 •Build Background, T28 •Tell the Story, <i>The Coyote and the Turtle</i>, T29 –Focus on Predictions •Conversations, T29 •Write Together, T30 –Make a Word Web •Retell the Story, T30 –Focus on Characters •My Read and Write Book, pp. 6, 7  •Center Workshops, T31 –Turtle and Coyote Watch –The Coyote and the Turtle: The Movie 		
<p>Second Language Learners (See ESL Teaching Plan for a comprehensive alternative lesson.)</p>	<p>ESL Teaching Plan: What Is It?</p> <p>Solares: Gr. K, Vol. 2, Unit 5 Plan I, T136–T151</p>	<p>Supporting All Learners ESL: –Make Connections, T29</p> <p>ESL Teaching Plan: Name the Parts</p> <p>Solares: Gr. K, Vol. 2, Unit 5 Plan I, T136–T151</p>		
<p>Teacher's Notes</p>				


DAY 3	DAY 4	DAY 5
LISTEN TO THE READ ALOUD	INVESTIGATE SOUNDS AND LETTERS	PUT IT ALL TOGETHER
<ul style="list-style-type: none"> •Create a Community of Learners, T32 •Build Background, T32 •Share the Read Aloud, <i>What Joe Saw</i>, T33 •Conversations, T33 •Write Together, T34 –Make a Lift-the-Flap Book •Reread, T34 –Focus on Repetitive Text •Center Workshops, T35 –Animal Close-Up –Being First and Being Last 	<ul style="list-style-type: none"> ○ •Letter: <i>Tt</i>, T36* •Develop Oral Language, T36 –Phonemic Awareness •Connect Sound to Symbol, T36 –Put It in Context –Sing a Song of Tt –Develop Print Awareness •Write, T38 –Try Out Tt’s •My Read and Write Book, p. 10 •Center Workshops, T39 –Tons of Tt’s –Tt Games ◆ •WiggleWorks Plus, T38 <p>* For a 5-day phonics and phonemic awareness plan, see Welcome to Kindergarten Place, pp. 24–27.</p>	<ul style="list-style-type: none"> •Create a Community of Learners, T40 •Write Together, T41 –Make a Compare and Contrast Language Chart •My Read and Write Book, pp. 11, 12, 29 •Center Workshops, T42 –Ss is for Seeds and Snacks –Sense and Shake! <input checked="" type="checkbox"/> Project, T43 –Senses Exhibit Catalog
<p>ESL Teaching Plan: Mystery Tray</p> <p>Solares: Gr. K, Vol. 2, Unit 5 Plan I, T136–T151</p>	<p>Supporting All Learners ESL: –Hands-On Learning, T37</p> <p>Solares: Gr. K, Vol. 2, Unit 5 Plan I, T136–T151</p>	<p>Solares: Gr. K, Vol. 2, Unit 5 Plan I, T136–T151</p>

✓ = Assessed	= Workshop	<input type="checkbox"/> = Project	○ = Audiocassette	◆ = Technology
--------------	------------	------------------------------------	-------------------	----------------



LITERACY PLACE WEEKLY LESSON PLANNER

	DAY 1	DAY 2
	SHARE THE ABC BOOK	SHARE THE BIG BOOK
<p>Reading, Writing, Listening, Speaking, Viewing</p> <div style="border: 2px solid black; padding: 5px; display: inline-block; margin-top: 10px;"> WIGGLE WORKS PLUS </div> <p><i>A Tree Can Be</i> is a Wiggleworks Plus CD-ROM selection.</p>	<ul style="list-style-type: none"> •Create a Community of Learners, T50 •Build Background, T50 •Read ABC Book, <i>A Was Once An Apple</i>, T51 •Conversations, T51 •Write Together, T52 –Write Vv’s •Reread, T52 –Focus on Letter Shapes  •Center Workshops, T53 –Body Vv’s –Yew Can Paint ◆ •WiggleWorks Plus, T50 	<ul style="list-style-type: none"> •Create a Community of Learners, T54 •Build Background, T54 ○ •Read Big Book, <i>Nature Spy</i>, T55 –Observe Photographs •Conversations, T55 •Write Together, T56 –Focus on Words •Reread, T55 –Focus on Main Idea •My Read and Write Book, p. 13  •Center Workshops, T57 –Shapes in Nature –Dynamic Dioramas
<p>Second Language Learners (See ESL Teaching Plan for a comprehensive alternative lesson.)</p>	<p>Supporting All Learners ESL: –Assist in Process, T51</p> <p>Solares: Gr. K, Vol. 2, Unit 5 Plan II, T152–T173</p>	<p>ESL Teaching Plan: What’s Outside</p> <p>Solares: Gr. K, Vol. 2, Unit 5 Plan II, T152–T173</p>
<p>Teacher’s Notes</p>		

DAY 3	DAY 4	DAY 5
REVISIT THE BIG BOOK	LISTEN TO THE READ ALOUD	INVESTIGATE SOUNDS AND LETTERS
<ul style="list-style-type: none"> •Create a Community of Learners, T58 •Choices for Rereading, T58 <ul style="list-style-type: none"> –Look at the Details –Talk About Setting •Write Together, T59 <ul style="list-style-type: none"> –Create a Group Book •Concepts of Print, T59 <ul style="list-style-type: none"> –Follow Directions –Sounds and Letters (Ss, Tt) •Read My Book, <i>I Spy!</i>, T60  ✓ •Center Workshops, T61 <ul style="list-style-type: none"> –Nature Riddles –Nature Snapshots 	<ul style="list-style-type: none"> •Create a Community of Learners, T62 •Build Background, T62 •Share the Read Aloud, <i>Ten Cats Have Hats: A Counting Book</i>, T63 •Conversations, T63 •Write Together, T64 <ul style="list-style-type: none"> –Write a Story Variation •My Read and Write Book, pp. 19, 20 •Reread, T64 <ul style="list-style-type: none"> –Focus on Different Hats  ✓ •Center Workshops, T65 <ul style="list-style-type: none"> –Hats Off! –Count With Me ◆ •WiggleWorks Plus, T62 	<ul style="list-style-type: none"> ○ •Letter: <i>Uu</i>, T66* •Develop Oral Language, T66 <ul style="list-style-type: none"> –Phonemic Awareness •Connect Sound to Symbol, T66 <ul style="list-style-type: none"> –Put It in Context –Sing a Song of Uu –Develop Print Awareness •Write, T68 <ul style="list-style-type: none"> –Make an Up and Under Umbrella •My Read and Write Book, p. 17  ✓ •Center Workshops, T69 <ul style="list-style-type: none"> –My Upside-Down Book –Up-Down, Under-Over ◆ •WiggleWorks Plus, T68 <p>* For a 5-day phonics and phonemic awareness plan, see Welcome to Kindergarten Place, pp. 24–27.</p>
<p>ESL Teaching Plan: Take a Look</p> <p>Solares: Gr. K, Vol. 2, Unit 5 Plan II, T152–T173</p>	<p>ESL Teaching Plan: I Can See</p> <p>Solares: Gr. K, Vol. 2, Unit 5 Plan II, T152–T173</p>	<p>Solares: Gr. K, Vol. 2, Unit 5 Plan II, T152–T173</p>

✓ = Assessed	 = Workshop	☐ = Project	○ = Audiocassette	◆ = Technology
--------------	--	-------------	-------------------	----------------

LITERACY PLACE WEEKLY LESSON PLANNER




	DAY 1		DAY 2	
	WORK WITH THE SOURCECARD		SHARE THE WIGGLEWORKS BOOK	
Reading, Writing, Listening, Speaking, Viewing	<ul style="list-style-type: none"> •Create a Community of Learners, T70 •Share the SourceCard, T70 •Write Together, T71 <ul style="list-style-type: none"> –Write Labels •Reread, T71 <ul style="list-style-type: none"> –Compare and Contrast Places •Read My Book, <i>Let's Walk</i>, T72  ✓ •Center Workshops, T73 <ul style="list-style-type: none"> –Play Place –Make a Diagram ◆ •WiggleWorks Plus, T70 		<ul style="list-style-type: none"> •Create a Community of Learners, T74 •Build Background, T74 •Read the WiggleWorks Book, <i>A Tree Can Be...</i>, T75 <ul style="list-style-type: none"> –Explore Picture Details •Conversations, T75 •Write Together, T76 <ul style="list-style-type: none"> –Make a Story Variation •Reread, T76 <ul style="list-style-type: none"> –Story Details •My Read and Write Book, pp. 14, 15  ✓ •Center Workshops, T77 <ul style="list-style-type: none"> –Tree Safari –Leaf Rubbings ◆ •WiggleWorks Plus, T74, T76 	
Second Language Learners (See ESL Teaching Plan for a comprehensive alternative lesson.)	Supporting All Learners ESL: –Use Visuals, T71 ESL Teaching Plan: Imagine Solares: Gr. K, Vol. 2, Unit 5 Plan II, T174–T187		ESL Teaching Plan: Compare Solares: Gr. K, Vol. 2, Unit 5 Plan II, T174–T187	
Teacher's Notes				


DAY 3	DAY 4	DAY 5
LISTEN TO THE READ ALOUD	INVESTIGATE SOUNDS AND LETTERS	PUT IT ALL TOGETHER
<ul style="list-style-type: none"> •Create a Community of Learners, T78 •Build Background, T78 •Share the Read Aloud, <i>The Empty Pot</i>, T79 •Conversations, T79 •Write Together, T80 –Record Steps in a Process •Reread, T80 –Focus on Vocabulary ✍️ ✓ •Center Workshops, T81 –Observe Seed Parts –Brush Paintings 	<ul style="list-style-type: none"> ○ •Letter: <i>Vv</i>, T82* •Develop Oral Language, T82 –Phonemic Awareness •Connect Sound to Symbol, T82 –Put It in Context –Sing a Song of Vv –Develop Print Awareness •Write, T84 –Write About a Very Favorite Thing •My Read and Write Book, p. 18 ✍️ ✓ •Center Workshops, T85 –The Vv Hunt –Vv is for Viper! ◆ •WiggleWorks Plus, T84 * For a 5-day phonics and phonemic awareness plan, see Welcome to Kindergarten Place, pp. 24–27. 	<ul style="list-style-type: none"> •Create a Community of Learners, T86 •Write Together, T87 –Make a Compare and Contrast Language Chart ✍️ •Center Workshops, T88 –Recycle Carrots –Bark Rubbings ☐ •Project, T89 –Shoots and Roots
<p>ESL Teaching Plan: Rabbit, Rabbit</p> <p>Solares: Gr. K, Vol. 2, Unit 5 Plan II, T174–T187</p>	<p>Supporting All Learners ESL: –Graphic Device, T83</p> <p>Solares: Gr. K, Vol. 2, Unit 5 Plan II, T174–T187</p>	<p>Solares: Gr. K, Vol. 2, Unit 5 Plan II, T174–T187</p>

✓ = Assessed	✍️ = Workshop	☐ = Project	○ = Audiocassette	◆ = Technology
--------------	---------------	-------------	-------------------	----------------



LITERACY PLACE WEEKLY LESSON PLANNER

	DAY 1	DAY 2
	SHARE THE ABC BOOK	SHARE THE BIG BOOK
<p>Reading, Writing, Listening, Speaking, Viewing</p> <div style="border: 2px solid black; padding: 5px; display: inline-block; margin-top: 10px;"> WIGGLE WORKS PLUS </div> <p><i>My Garden is a Wiggleworks Plus CD-ROM selection.</i></p>	<ul style="list-style-type: none"> •Create a Community of Learners, T96 •Build Background, T96 •Read ABC Book, <i>A Was Once An Apple</i>, T97 •Conversations, T97 •Write Together, T98 –Grow Sentences •Reread, T98 –Focus on Letter Shapes •Center Workshops, T99 –Body W and X –Book of Xx ◆ •WiggleWorks Plus, T96 	<ul style="list-style-type: none"> •Create a Community of Learners, T100 •Build Background, T100 ○ •Read Big Book, <i>Flower Garden</i>, T101 –Focus on Rhythm •Conversations, T101 •Write Together, T102 –Find Gardens Everywhere •Reread, T102 –Investigate Details •My Read and Write Book, p. 21 •Center Workshops, T103 –Imaginary Gardens –Garden Gifts
<p>Second Language Learners (See ESL Teaching Plan for a comprehensive alternative lesson.)</p>	<p>Solares: Gr. K, Vol. 2, Unit 5 Plan III, T188–T209</p>	<p>Supporting All Learners ESL: –Make Connections, T101</p> <p>ESL Teaching Plan: Match Words</p> <p>Solares: Gr. K, Vol. 2, Unit 5 Plan III, T188–T209</p>
<p>Teacher's Notes</p>		

DAY 3	DAY 4	DAY 5
<p style="text-align: center;">REVISIT THE BIG BOOK</p> <ul style="list-style-type: none"> •Create a Community of Learners, T104 •Choices for Rereading, T104 <ul style="list-style-type: none"> –Think About Sequence –Focus on Illustrations •Write Together, T105 <ul style="list-style-type: none"> –Focus on Color Words •Concepts of Print, T105 <ul style="list-style-type: none"> –Look at Exclamation Marks –Sounds and Letters (Ss, Tt) •Read My Book, <i>Little Plant</i>, T106  ✓ •Center Workshops, T107 <ul style="list-style-type: none"> –Plant Observations –Paint From Life 	<p style="text-align: center;">LISTEN TO THE READ ALOUD</p> <ul style="list-style-type: none"> •Create a Community of Learners, T108 •Build Background, T108 •Share the Read Aloud, <i>The Very Hungry Caterpillar</i>, T109 •Conversations, T109 •Write Together, T110 <ul style="list-style-type: none"> –Create More Counting Patterns •Reread, T110 <ul style="list-style-type: none"> –Focus on Changes  ✓ •Center Workshops, T111 <ul style="list-style-type: none"> –Butterfly Garden –Who Am I? 	<p style="text-align: center;">INVESTIGATE SOUNDS AND LETTERS</p> <ul style="list-style-type: none"> ○ •Letter: <i>Ww</i>, T112* •Develop Oral Language, T112 <ul style="list-style-type: none"> –Phonemic Awareness •Connect Sound to Symbol, T112 <ul style="list-style-type: none"> –Put It in Context –Sing a Song of Ww –Develop Print Awareness •Write, T114 <ul style="list-style-type: none"> –Make a Web of Ww’s •My Read and Write Book, p. 25  ✓ •Center Workshops, T115 <ul style="list-style-type: none"> –A World of Ww’s –How Many Windows? ◆ •WiggleWorks Plus, T114 * For a 5-day phonics and phonemic awareness plan, see Welcome to Kindergarten Place, pp. 24–27.
<p>ESL Teaching Plan: Choral-Read</p> <p>Solares: Gr. K, Vol. 2, Unit 5 Plan III, T188–T209</p>	<p>Supporting All Learners ESL: –Make Connections, T109</p> <p>ESL Teaching Plan: Read Together</p> <p>Solares: Gr. K, Vol. 2, Unit 5 Plan III, T188–T209</p>	<p>Solares: Gr. K, Vol. 2, Unit 5 Plan III, T188–T209</p>

✓ = Assessed	 = Workshop	☐ = Project	○ = Audiocassette	◆ = Technology
--------------	--	-------------	-------------------	----------------

LITERACY PLACE WEEKLY LESSON PLANNER

	DAY 1		DAY 2	
	WORK WITH THE SOURCECARD		SHARE THE WIGGLEWORKS BOOK	
Reading, Writing, Listening, Speaking, Viewing	<ul style="list-style-type: none"> •Create a Community of Learners, T116 •Share the SourceCard, T116 •Write Together, T117 –Observe and Write •Reread, T117 –Look at the Layout •Read My Book, <i>Too Small</i>, T118  •Center Workshops, T119 –Sow a Seed –Plant Puppets ◆ •WiggleWorks Plus, T116 		<ul style="list-style-type: none"> •Create a Community of Learners, T120 •Build Background, T120 •Read the WiggleWorks Book, <i>My Garden</i>, T121 •Conversations, T121 •Write Together, T122 –Recreate the Story •Reread, T122 –Join in the Reading •My Read and Write Book, pp. 22, 23  •Center Workshops, T123 –Draw and Tell –So Early in the Morning ◆ •WiggleWorks Plus, T120, T122 	
Second Language Learners (See ESL Teaching Plan for a comprehensive alternative lesson.)	ESL Teaching Plan: How Can We Tell? Solares: Gr. K, Vol. 2, Unit 5 Plan III, T210–T225		Supporting All Learners ESL: –Use Visuals, T121 ESL Teaching Plan: Be a Seed Solares: Gr. K, Vol. 2, Unit 5 Plan III, T210–T225	
Teacher's Notes				

DAY 3	DAY 4	DAY 5
LISTEN TO THE READ ALOUD	INVESTIGATE SOUNDS AND LETTERS	PUT IT ALL TOGETHER
<ul style="list-style-type: none"> •Create a Community of Learners, T124 •Build Background, T124 •Share the Read Aloud, <i>The Tale of Peter Rabbit</i>, T125 •Conversations, T125 •Write Together, T126 –Create a Peter Rabbit Story •Reread, T126 –Participate in the Story ✓ •Center Workshops, T127 –Window Sill Vegetable Gardens –Peter’s Garden Salad 	<ul style="list-style-type: none"> ○ •Letter: Xx, T128* •Develop Oral Language, T128 –Phonemic Awareness •Connect Sound to Symbol, T128 –Put It in Context –Sing a Song of Xx –Develop Print Awareness •Write, T38 –Make a Mural of Xx’s •My Read and Write Book, p. 26 ✓ •Center Workshops, T131 –X-Ray Vision –Sew an Xx Picture ◆ •WiggleWorks Plus, T130 <p>* For a 5-day phonics and phonemic awareness plan, see Welcome to Kindergarten Place, pp. 24–27.</p>	<ul style="list-style-type: none"> •Create a Community of Learners, T132 •Write Together, T133 –Make a Compare and Contrast Language Chart •My Read and Write Book, pp. 27, 28 •Center Workshops, T134 –How We’ve Grown –Growing Collages <input checked="" type="checkbox"/> ✓ •Project, T135 –Garden Show
<p>Supporting All Learners ESL: –Context Clues, T125</p> <p>ESL Teaching Plan: Rabbit, Rabbit</p> <p>Solares: Gr. K, Vol. 2, Unit 5 Plan III, T210–T225</p>	<p>Supporting All Learners ESL: –Peer Partners, T129</p> <p>ESL Teaching Plan: Unit Review</p> <p>Solares: Gr. K, Vol. 2, Unit 5 Plan III, T210–T225</p>	<p>Solares: Gr. K, Vol. 2, Unit 5 Plan III, T210–T225</p>

✓ = Assessed	= Workshop	<input type="checkbox"/> = Project	○ = Audiocassette	◆ = Technology
--------------	------------	------------------------------------	-------------------	----------------