







# LITERACY PLACE WEEKLY LESSON PLANNER




	DAY 1	DAY 2
	SHARE THE ABC BOOK	SHARE THE BIG BOOK
<p>Reading, Writing, Listening, Speaking, Viewing</p> <div style="border: 2px solid black; padding: 5px; display: inline-block; margin-top: 10px;"> <b>WIGGLE WORKS PLUS</b> </div> <p>Clifford the Big Red Dog is a Wiggleworks Plus CD-ROM selection.</p>	<ul style="list-style-type: none"> <li>•Create a Community of Learners, T4</li> <li>•Build Background, T4</li> <li>•Read ABC Book, <i>Away From Home</i>, T5</li> <li>•Conversations, T5</li> <li>•Write Together, T6 –Write Sentences With the First Letters of Names</li> <li>•Reread, T6 –Focus on Letters and Sounds</li> <li> •Center Workshops, T7 –Emblem for a City –Block City</li> <li>◆•WiggleWorks Plus, T4</li> </ul>	<ul style="list-style-type: none"> <li>•Create a Community of Learners, T8</li> <li>•Build Background, T8</li> <li>○•Read Big Book, <i>My River</i>, T9 –Echo-Reading</li> <li>•Conversations, T9</li> <li>•Write Together, T10 –List Reasons for Rivers</li> <li>•Reread, T10 –Concepts of Print</li> <li>•My Read and Write Book, p. 5</li> <li> •Center Workshops, T11 –Our River –“Whose Tree Is This?”</li> </ul>
<p><b>Second Language Learners</b> (See ESL Teaching Plan for a comprehensive alternative lesson.)</p>	<p>Solares: Gr. K, Vol. 2, Unit 6 Plan I, T226–T247</p>	<p>Supporting All Learners ESL: –Step by Step, T9</p> <p>ESL Teaching Plan: Whose River?</p> <p>Solares: Gr. K, Vol. 2, Unit 6 Plan I, T226–T247</p>
<p>Teacher’s Notes</p>		


DAY 3	DAY 4	DAY 5
REVISIT THE BIG BOOK	LISTEN TO THE READ ALOUD	INVESTIGATE SOUNDS AND LETTERS
<ul style="list-style-type: none"> <li>•Create a Community of Learners, T12</li>   <li>•Choices for Rereading, T12                             <ul style="list-style-type: none"> <li>–River Inhabitants</li> <li>–Animal Sort</li> <li>–Focus on Words</li> </ul> </li>   <li>•Write Together, T13                             <ul style="list-style-type: none"> <li>–Write About Animals</li> </ul> </li>   <li>•Concepts of Print, T13                             <ul style="list-style-type: none"> <li>–Sentence Strips</li> <li>–Sounds and Letters</li> </ul> </li>   <li>•Read My Book, <i>Who Needs A Tree?</i>, T14</li>   <li> ✓ •Center Workshops, T15                             <ul style="list-style-type: none"> <li>–Rain, Ice, and Rivers</li> <li>–“My River, My Tree!”</li> </ul> </li> </ul>	<ul style="list-style-type: none"> <li>•Create a Community of Learners, T16</li>   <li>•Build Background, T16</li>   <li>•Share the Read Aloud, <i>One Afternoon</i>, T17</li>   <li>•Conversations, T17</li>   <li>•Write Together, T18                             <ul style="list-style-type: none"> <li>–Write a Sentence</li> </ul> </li>   <li>•Reread, T18                             <ul style="list-style-type: none"> <li>–Environmental Print</li> </ul> </li>   <li> ✓ •Center Workshops, T19                             <ul style="list-style-type: none"> <li>–Sponge City</li> <li>–“May I Help You?”</li> </ul> </li>   <li>◆ •WiggleWorks Plus, T16</li> </ul>	<ul style="list-style-type: none"> <li>○•Letter: Yy, T20*</li>   <li>•Develop Oral Language, T20                             <ul style="list-style-type: none"> <li>–Phonemic Awareness</li> </ul> </li>   <li>•Connect Sound to Symbol, T20                             <ul style="list-style-type: none"> <li>–Put It in Context</li> <li>–Sing a Song of Yy</li> <li>–Develop Print Awareness</li> </ul> </li>   <li>•Write, T22                             <ul style="list-style-type: none"> <li>–Make a Yard of Yy’s</li> </ul> </li>   <li>•My Read and Write Book, p. 9</li>   <li> ✓ •Center Workshops, T23                             <ul style="list-style-type: none"> <li>–My Favorite Year</li> <li>–Make a Yy Book</li> </ul> </li>   <li>◆ •WiggleWorks Plus, T22</li>   <li>* For a 5-day phonics and phonemic awareness plan, see Welcome to Kindergarten Place, pp. 24–27.</li> </ul>
<p>ESL Teaching Plan: It’s Mine, It’s Ours</p> <p>Solares: Gr. K, Vol. 2, Unit 6 Plan I, T226–T247</p>	<p>ESL Teaching Plan: Can You Guess?</p> <p>Solares: Gr. K, Vol. 2, Unit 6 Plan I, T226–T247</p>	<p>Solares: Gr. K, Vol. 2, Unit 6 Plan I, T226–T247</p>

✓ = Assessed	 = Workshop	☐ = Project	○ = Audiocassette	◆ = Technology
--------------	--	-------------	-------------------	----------------



# LITERACY PLACE WEEKLY LESSON PLANNER




	DAY 1		DAY 2	
	WORK WITH THE SOURCECARD		SHARE THE WIGGLEWORKS BOOK	
<p>Reading, Writing, Listening, Speaking, Viewing</p>	<ul style="list-style-type: none"> <li>•Create a Community of Learners, T24</li>   <li>•Share the Source Card, T24</li>   <li>•Write Together, T25 –Add to a Chart</li>   <li>•Reread, T25 –Focus on Environments</li>   <li>•Read My Book, <i>Listen!</i>, T26</li>   <li>✍️ •Center Workshops, T27 –A Classroom Community –Think Like An Animal</li>   <li>◆ •WiggleWorks Plus, T24</li> </ul>	<ul style="list-style-type: none"> <li>•Create a Community of Learners, T28</li>   <li>•Build Background, T28</li>   <li>•Read the WiggleWorks Book, <i>Clifford the Big Red Dog</i>, T29 –Explore Text and Pictures</li>   <li>•Conversations, T29</li>   <li>•Write Together, T30 –Add a Page</li>   <li>•Reread, T30 –Retelling the Story</li>   <li>•My Read and Write Book, pp. 6, 7</li>   <li>✍️ •Center Workshops, T31 –A Toy for Clifford –How Big Is Clifford?</li>   <li>◆ •WiggleWorks Plus, T28, T29, T30</li> </ul>		
<p><b>Second Language Learners</b> (See ESL Teaching Plan for a comprehensive alternative lesson.)</p>	<p>Supporting All Learners ESL: –Use Visuals, T25</p> <p>ESL Teaching Plan: What Do You Need?</p> <p>Solares: Gr. K, Vol. 2, Unit 6 Plan I, T248–T261</p>	<p>ESL Teaching Plan: Be a Pet Doctor</p> <p>Solares: Gr. K, Vol. 2, Unit 6 Plan I, T248–T261</p>		
<p>Teacher's Notes</p>				



DAY 3	DAY 4	DAY 5
LISTEN TO THE READ ALOUD	INVESTIGATE SOUNDS AND LETTERS	PUT IT ALL TOGETHER
<ul style="list-style-type: none"> <li>•Create a Community of Learners, T32</li> <li>•Build Background, T32</li> <li>•Share the Read Aloud, <i>Madeline’s Rescue</i>, T33</li> <li>•Conversations, T33</li> <li>•Write Together, T34 –Focus on Rhyme</li> <li>•Reread, T34 –Think About Characters</li> <li> ✓ •Center Workshops, T35 –Madeline Blocks –Puppet Adventures</li> <li>◆ •WiggleWorks Plus, T32</li> </ul>	<ul style="list-style-type: none"> <li>○ •Letter: Zz, T36*</li> <li>•Develop Oral Language, T36 –Phonemic Awareness</li> <li>•Connect Sound to Symbol, T36 –Put It in Context –Sing a Song of Zz –Develop Print Awareness</li> <li>•Write, T38 –Make a Zillion Zz’s</li> <li>•My Read and Write Book, p. 10</li> <li> ✓ •Center Workshops, T39 –Make a Zz Book –Zz Choices</li> <li>◆ •WiggleWorks Plus, T38</li> </ul> <p>* For a 5-day phonics and phonemic awareness plan, see Welcome to Kindergarten Place, pp. 24–27.</p>	<ul style="list-style-type: none"> <li>•Create a Community of Learners, T40</li> <li>•Write Together, T41 –Make a Compare and Contrast Language Chart</li> <li>•My Read and Write Book, pp. 11, 12</li> <li> •Center Workshops, T42 –Community Skits –Community Sort</li> <li><input checked="" type="checkbox"/> ✓ •Project, T43 –“Our Community” Book</li> </ul>
<p>Supporting All Learners ESL: –Use Visuals, T33</p> <p>ESL Teaching Plan: Who Lives in the River?</p> <p>Solares: Gr. K, Vol. 2, Unit 6 Plan I, T248–T261</p>	<p>Supporting All Learners ESL: –Make Connections, T37</p> <p>Solares: Gr. K, Vol. 2, Unit 6 Plan I, T248–T261</p>	<p>Solares: Gr. K, Vol. 2, Unit 6 Plan I, T248–T261</p>

✓ = Assessed	 = Workshop	<input type="checkbox"/> = Project	○ = Audiocassette	◆ = Technology
--------------	--	------------------------------------	-------------------	----------------

# LITERACY PLACE WEEKLY LESSON PLANNER

	DAY 1	DAY 2
	SHARE THE ABC BOOK	SHARE THE BIG BOOK
Reading, Writing, Listening, Speaking, Viewing	<ul style="list-style-type: none"> <li>•Create a Community of Learners, T50</li> <li>•Build Background, T50</li> <li>•Read ABC Book, <i>Away From Home</i>, T51</li> <li>•Conversations, T51</li> <li>•Write Together, T52 –Substitute Your Name</li> <li>•Reread, T52 –Focus on Capitalization and Punctuation</li> <li> •Center Workshops, T53 –Travel to Anywhere –Put the City Together</li> <li>◆ •WiggleWorks Plus, T50</li> </ul>	<ul style="list-style-type: none"> <li>•Create a Community of Learners, T54</li> <li>•Build Background, T54</li> <li>○ •Read Big Book, <i>Rosie's Walk</i>, T55 –Follow the Pictures</li> <li>•Conversations, T55</li> <li>•Write Together, T56 –Add to the Story Map</li> <li>•Reread, T55 –What's the Pattern?</li> <li>•My Read and Write Book, p. 13</li> <li> •Center Workshops, T57 –Fox Follies –Animal Sort and Re-Sort</li> </ul>
Second Language Learners (See ESL Teaching Plan for a comprehensive alternative lesson.)	Supporting All Learners ESL: –Use Visuals, T51  Solares: Gr. K, Vol. 2, Unit 6 Plan II, T262–T283	Supporting All Learners ESL: –Role-Play, T55  ESL Teaching Plan: Over, Under  Solares: Gr. K, Vol. 2, Unit 6 Plan II, T262–T283
Teacher's Notes		

DAY 3	DAY 4	DAY 5
<p style="text-align: center;">REVISIT THE BIG BOOK</p> <ul style="list-style-type: none"> <li>•Create a Community of Learners, T58</li>   <li>•Choices for Rereading, T58                             <ul style="list-style-type: none"> <li>–Develop Oral Language</li> <li>–Focus on Positional Words</li> <li>–Discuss Author/Illustrator’s Craft</li> </ul> </li>   <li>•Write Together, T59                             <ul style="list-style-type: none"> <li>–Add Additional Text</li> </ul> </li>   <li>•Concepts of Print, T59                             <ul style="list-style-type: none"> <li>–A Long Sentence!</li> <li>–Sounds and Letters (Ww)</li> </ul> </li>   <li>•Read My Book, <i>In the Nest</i>, T60</li>   <li> ✓ •Center Workshops, T61                             <ul style="list-style-type: none"> <li>–Map Rosie’s Walk</li> <li>–Position Yourself</li> </ul> </li> </ul>	<p style="text-align: center;">LISTEN TO THE READ ALOUD</p> <ul style="list-style-type: none"> <li>•Create a Community of Learners, T62</li>   <li>•Build Background, T62</li>   <li>•Share the Read Aloud, <i>Footprints in the Snow</i>, T63</li>   <li>•Conversations, T63</li>   <li>•Write Together, T64                             <ul style="list-style-type: none"> <li>–Focus on Action Words</li> </ul> </li>   <li>•Reread, T64                             <ul style="list-style-type: none"> <li>–Focus on Home</li> </ul> </li>   <li> ✓ •Center Workshops, T65                             <ul style="list-style-type: none"> <li>–Animals in the Neighborhood</li> <li>–Footprints Everywhere!</li> </ul> </li>   <li>◆•WiggleWorks Plus, T62</li> </ul>	<p style="text-align: center;">INVESTIGATE SOUNDS AND LETTERS</p> <ul style="list-style-type: none"> <li>○•Sound: <i>-un</i>, T66*</li>   <li>•Develop Oral Language, T66                             <ul style="list-style-type: none"> <li>–Phonemic Awareness</li> </ul> </li>   <li>•Connect Sound to Symbol, T66                             <ul style="list-style-type: none"> <li>–Put It in Context</li> <li>–Sing a Song of <i>-un</i></li> <li>–Develop Print Awareness</li> </ul> </li>   <li>•Write, T68                             <ul style="list-style-type: none"> <li>–Make a List of <i>-un</i> Words</li> </ul> </li>   <li>•My Read and Write Book, p. 17</li>   <li> ✓ •Center Workshops, T69                             <ul style="list-style-type: none"> <li>–Fun Suns</li> <li>–A Plum Bun</li> </ul> </li>   <li>◆•WiggleWorks Plus, T68</li> </ul> <p style="font-size: small; margin-top: 10px;">* For a 5-day phonics and phonemic awareness plan, see Welcome to Kindergarten Place, pp. 24–27.</p>
<p>ESL Teaching Plan: Group Book</p> <p>Solares: Gr. K, Vol. 2, Unit 6 Plan II, T262–T283</p>	<p>Supporting All Learners ESL: –Use Visuals, T63</p> <p>ESL Teaching Plan: Find What Matches</p> <p>Solares: Gr. K, Vol. 2, Unit 6 Plan II, T262–T283</p>	<p>Solares: Gr. K, Vol. 2, Unit 6 Plan II, T262–T283</p>

✓ = Assessed       = Workshop       = Project      ○ = Audiocassette      ◆ = Technology

# LITERACY PLACE WEEKLY LESSON PLANNER




	DAY 1		DAY 2	
	WORK WITH THE SOURCECARD		STORYTELLING	
Reading, Writing, Listening, Speaking, Viewing	<ul style="list-style-type: none"> <li>•Create a Community of Learners, T70</li> <li>•Share the SourceCard, T70</li> <li>•Write Together, T71 –Add New Verses</li> <li>•Reread, T71 –Focus on Equipment</li> <li>•Read My Book, <i>Under Your Feet</i>, T72</li> <li>✍️ •Center Workshops, T73 –Postcards of Natural Wonders –Sort and Recycle</li> </ul>	<ul style="list-style-type: none"> <li>•Create a Community of Learners, T74</li> <li>•Build Background, T74</li> <li>•Tell the Story, <i>The Rabbit and the Elephant</i>, T75 –Use Your Own Words</li> <li>•Conversations, T75</li> <li>•Write Together, T76 –Character Webs</li> <li>•Retell the Story, T76 –Storytelling Circle</li> <li>•My Read and Write Book, pp. 14, 15</li> <li>✍️ •Center Workshops, T77 –The Rabbit and the Elephant—A Picture Story</li> <li>◆ •WiggleWorks Plus, T74</li> </ul>		
Second Language Learners (See ESL Teaching Plan for a comprehensive alternative lesson.)	ESL Teaching Plan: At the Beach  Solares: Gr. K, Vol. 2, Unit 6 Plan II, T284–T299	Supporting All Learners ESL: –Build on Success, T75  ESL Teaching Plan: Sing Along  Solares: Gr. K, Vol. 2, Unit 6 Plan II, T284–T299		
Teacher's Notes				


DAY 3	DAY 4	DAY 5
LISTEN TO THE READ ALOUD	INVESTIGATE SOUNDS AND LETTERS	PUT IT ALL TOGETHER
<ul style="list-style-type: none"> <li>•Create a Community of Learners, T78</li> <li>•Build Background, T78</li> <li>•Share the Read Aloud, <i>The Mitten</i>, T79</li> <li>•Conversations, T79</li> <li>•Write Together, T80 –Write Dialogue</li> <li>•Reread, T80 –Focus on Story Setting</li> <li> ✓ •Center Workshops, T81 –Sewing Mittens –Retell a Folk Tale</li> <li>◆ •WiggleWorks Plus, T78</li> </ul>	<ul style="list-style-type: none"> <li>○ •Sound: <i>-en</i>, T82*</li> <li>•Develop Oral Language, T82 –Phonemic Awareness</li> <li>•Connect Sound to Symbol, T82 –Put It in Context –Sing a Song of <i>-en</i> –Develop Print Awareness</li> <li>•Write, T84 –Make a List of <i>-en</i> Words</li> <li>•My Read and Write Book, p. 18</li> <li> ✓ •Center Workshops, T85 –Play a Language Game –Bins of Tens</li> <li>◆ •WiggleWorks Plus, T84</li> </ul> <p>* For a 5-day phonics and phonemic awareness plan, see Welcome to Kindergarten Place, pp. 24–27.</p>	<ul style="list-style-type: none"> <li>•Create a Community of Learners, T86</li> <li>•Write Together, T87 –Make a Compare and Contrast Language Chart</li> <li> •Center Workshops, T88 –Make an Animal Puppet –Invitations to Family and Friends</li> <li><input checked="" type="checkbox"/> ✓ •Project, T89 –Pick, Practice, Prepare</li> </ul>
<p>ESL Teaching Plan: Different Places</p> <p>Solares: Gr. K, Vol. 2, Unit 6 Plan II, T284–T299</p>	<p>Solares: Gr. K, Vol. 2, Unit 6 Plan II, T284–T299</p>	<p>Solares: Gr. K, Vol. 2, Unit 6 Plan II, T284–T299</p>

✓ = Assessed	= Workshop	<input type="checkbox"/> = Project	○ = Audiocassette	◆ = Technology
--------------	------------	------------------------------------	-------------------	----------------

# LITERACY PLACE WEEKLY LESSON PLANNER

	DAY 1	DAY 2
	SHARE THE ABC BOOK	SHARE THE BIG BOOK
<p>Reading, Writing, Listening, Speaking, Viewing</p> <div style="border: 2px solid black; padding: 5px; display: inline-block; margin-top: 10px;"> <b>WIGGLE WORKS PLUS</b> </div> <p>Music Is In the Air is a Wiggleworks Plus CD-ROM selection.</p>	<ul style="list-style-type: none"> <li>•Create a Community of Learners, T96</li>   <li>•Build Background, T96</li>   <li>•Read ABC Book, <i>Away From Home</i>, T97</li>   <li>•Conversations, T97</li>   <li>•Write Together, T98 –Job Chart</li>   <li>•Reread, T98 –Focus on Locations and Letters</li>   <li> •Center Workshops, T99 –Working Together –This Land Is Your Land</li> </ul>	<ul style="list-style-type: none"> <li>•Create a Community of Learners, T100</li>   <li>•Build Background, T100</li>   <li>○ •Read Big Book, <i>Hattie and the Fox</i>, T101 –Focus on Story Structure</li>   <li>•Conversations, T101</li>   <li>•Write Together, T102 –Write a Sentence</li>   <li>•Reread, T102 –Focus on Concepts of Print</li>   <li>•My Read and Write Book, p. 21</li>   <li> •Center Workshops, T103 –Hen and Fox Tag –Tissue-Paper Animals</li> </ul>
<p><b>Second Language Learners</b> (See ESL Teaching Plan for a comprehensive alternative lesson.)</p>	<p>Solares: Gr. K, Vol. 2, Unit 6 Plan III, T300–T321</p>	<p>ESL Teaching Plan: We’re Reading</p> <p>Solares: Gr. K, Vol. 2, Unit 6 Plan III, T300–T321</p>
<p>Teacher’s Notes</p>		

DAY 3	DAY 4	DAY 5
<p style="text-align: center;">REVISIT THE BIG BOOK</p> <ul style="list-style-type: none"> <li>•Create a Community of Learners, T104</li>   <li>•Choices for Rereading, T104                             <ul style="list-style-type: none"> <li>–Focus on Pictures and Text</li> <li>–Focus on Predictions</li> </ul> </li>   <li>•Write Together, T105                             <ul style="list-style-type: none"> <li>–Focus on Exclamatory Phrases</li> </ul> </li>   <li>•Concepts of Print, T105                             <ul style="list-style-type: none"> <li>–Look at Punctuation Marks</li> <li>–Sounds and Letters (-en)</li> </ul> </li>   <li>•My Read and Write Book, pp. 27, 28</li>   <li>•Read My Book, <i>Our Town</i>, T106</li>   <li> ✓ •Center Workshops, T107                             <ul style="list-style-type: none"> <li>–Shadow Animals</li> <li>–How Many Parts?</li> </ul> </li> </ul>	<p style="text-align: center;">LISTEN TO THE READ ALOUD</p> <ul style="list-style-type: none"> <li>•Create a Community of Learners, T108</li>   <li>•Build Background, T108</li>   <li>•Share the Read Aloud, <i>The Earth and I</i>, T109</li>   <li>•Conversations, T109</li>   <li>•Write Together, T110                             <ul style="list-style-type: none"> <li>–The Earth and I!</li> </ul> </li>   <li>•My Read and Write Book, p. 24</li>   <li>•Reread, T110                             <ul style="list-style-type: none"> <li>–Focus on Illustrations</li> </ul> </li>   <li> ✓ •Center Workshops, T111                             <ul style="list-style-type: none"> <li>–Trash Graph</li> <li>–Feed the Birds</li> </ul> </li>   <li>◆•WiggleWorks Plus, T108</li> </ul>	<p style="text-align: center;">INVESTIGATE SOUNDS AND LETTERS</p> <ul style="list-style-type: none"> <li>○•Sound: -an, T112*</li>   <li>•Develop Oral Language, T112                             <ul style="list-style-type: none"> <li>–Phonemic Awareness</li> </ul> </li>   <li>•Connect Sound to Symbol, T112                             <ul style="list-style-type: none"> <li>–Put It in Context</li> <li>–Sing a Song of -an</li> <li>–Develop Print Awareness</li> </ul> </li>   <li>•Write, T114                             <ul style="list-style-type: none"> <li>–Make a List of -an Words</li> </ul> </li>   <li>•My Read and Write Book, p. 25</li>   <li> ✓ •Center Workshops, T115                             <ul style="list-style-type: none"> <li>–A Tan Fan Big Book</li> <li>–Vans and More Vans</li> </ul> </li>   <li>◆•WiggleWorks Plus, T114</li>   <li>* For a 5-day phonics and phonemic awareness plan, see Welcome to Kindergarten Place, pp. 24–27.</li> </ul>
<p>ESL Teaching Plan: Act it Out</p> <p>Solares: Gr. K, Vol. 2, Unit 6 Plan III, T300–T321</p>	<p>Supporting All Learners ESL: –Use Visuals, T109</p> <p>ESL Teaching Plan: Another Version</p> <p>Solares: Gr. K, Vol. 2, Unit 6 Plan III, T300–T321</p>	<p>Supporting All Learners ESL: –Use Visuals, T113</p> <p>Solares: Gr. K, Vol. 2, Unit 6 Plan III, T300–T321</p>

✓ = Assessed       = Workshop      □ = Project      ○ = Audiocassette      ◆ = Technology

# LITERACY PLACE WEEKLY LESSON PLANNER

	DAY 1		DAY 2	
	WORK WITH THE SOURCECARD		SHARE THE WIGGLEWORKS BOOK	
Reading, Writing, Listening, Speaking, Viewing	<ul style="list-style-type: none"> <li>•Create a Community of Learners, T116</li> <li>•Share the SourceCard, T116</li> <li>•Write Together, T117 –Write a Sentence</li> <li>•Reread, T117 –Contributing to Community</li> <li>•Read My Book, <i>In the Garden</i>, T118</li> <li>✍️ •Center Workshops, T119 –Our Playground Map –Build a Playground</li> </ul>	<ul style="list-style-type: none"> <li>•Create a Community of Learners, T120</li> <li>•Build Background, T120</li> <li>•Read the WiggleWorks Book, <i>Music Is In The Air</i>, T121</li> <li>•Conversations, T121</li> <li>•Write Together, T122 –Extend the Story</li> <li>•Reread, T122 –Choral Reading</li> <li>•My Read and Write Book, pp. 22, 23</li> <li>✍️ •Center Workshops, T123 –Listen to the Music! –I Can Make Music!</li> <li>◆ •WiggleWorks Plus, T120, T121, T122</li> </ul>		
<b>Second Language Learners</b> (See ESL Teaching Plan for a comprehensive alternative lesson.)	ESL Teaching Plan: What Do You See?  Solares: Gr. K, Vol. 2, Unit 6 Plan III, T322–T335	ESL Teaching Plan: What’s the Same?  Solares: Gr. K, Vol. 2, Unit 6 Plan III, T322–T335		
Teacher’s Notes				

DAY 3	DAY 4	DAY 5
LISTEN TO THE READ ALOUD	INVESTIGATE SOUNDS AND LETTERS	PUT IT ALL TOGETHER
<ul style="list-style-type: none"> <li>•Create a Community of Learners, T124</li> <li>•Build Background, T124</li> <li>•Share the Read Aloud, <i>The Little Band</i>, T125</li> <li>•Conversations, T125</li> <li>•Write Together, T126 –Write a Group Story</li> <li>•Reread, T126 –Focus on Community Workers</li> <li> ✓ •Center Workshops, T127 –Make Your Own Music –Story Mural</li> </ul>	<ul style="list-style-type: none"> <li>○•Sound: -ig, T128*</li> <li>•Develop Oral Language, T128 –Phonemic Awareness</li> <li>•Connect Sound to Symbol, T128 –Put It in Context –Sing a Song of -ig –Develop Print Awareness</li> <li>•Write, T38 –Make a List of -ig Words</li> <li>•My Read and Write Book, p. 26</li> <li> ✓ •Center Workshops, T131 –A Book of Rhymes! –A Big Book of Pigs</li> <li>◆•WiggleWorks Plus, T130</li> </ul> <p>* For a 5-day phonics and phonemic awareness plan, see Welcome to Kindergarten Place, pp. 24–27.</p>	<ul style="list-style-type: none"> <li>•Create a Community of Learners, T132</li> <li>•Write Together, T133 –Make a Compare and Contrast Language Chart</li> <li>•My Read and Write Book, pp. 27, 28</li> <li> •Center Workshops, T134 –Practice Makes Perfect –Set the Scene!</li> <li><input checked="" type="checkbox"/> ✓ •Project, T135 –Community Sing</li> <li>◆•WiggleWorks Plus, T132</li> </ul>
<p>Supporting All Learners ESL: –Use Picture Clues, T125</p> <p>ESL Teaching Plan: Let’s Build</p> <p>Solares: Gr. K, Vol. 2, Unit 6 Plan III, T322–T335</p>	<p>ESL Teaching Plan: Unit Review</p> <p>Solares: Gr. K, Vol. 2, Unit 6 Plan III, T322–T335</p>	<p>Solares: Gr. K, Vol. 2, Unit 6 Plan III, T322–T335</p>

✓ = Assessed	= Workshop	<input type="checkbox"/> = Project	○ = Audiocassette	◆ = Technology
--------------	------------	------------------------------------	-------------------	----------------