



Correlation of Scholastic *ReadAbout* to Scott Foresman *Reading*

ReadAbout is a flexible supplement that teaches nonfiction comprehension skills and strategies, vocabulary, and content-area knowledge.

ReadAbout software uses an adaptive technology that differentiates instruction for all students. The reporting system allows teachers to further differentiate instruction using *ReadAbout* teaching and practice materials included in the print materials or the Scholastic Achievement Manager (SAM), or materials from a core reading program.

The instructional design of *ReadAbout* runs parallel to most core reading instruction for Upper Elementary, with the added intent of providing instruction and practice essential to extracting meaning from nonfiction texts. *ReadAbout* maximizes English Language Arts education, with the end goal of raising academic achievement across the content areas.

The following sections highlight areas of instructional design common to both *ReadAbout* and Scott Foresman *Reading*. See sample schedules, beginning on page 4.

Comprehension Strategies

Teachers viewing the *ReadAbout* software or investigating the *ReadAbout* teacher materials will recognize similar strategies to those found in *Reading* for promoting good reading habits. The chart below explains which *ReadAbout* software component specifically supports a *Reading* strategy. *ReadAbout* provides teachers with a means of managing the classroom by providing leveled independent instruction and practice while the teacher works with other students. This ensures that all students are engaged in meaningful, accountable activities.

<i>Reading</i>	Both	<i>ReadAbout</i>
Activate Prior Knowledge	*	Building background through Anchor Videos, Skills Briefs
Preview Vocabulary Before Reading	*	Preteaching Vocabulary
Preview a Topic	*	Topic Preview
Set a Purpose for Reading	*	Set Purpose
Self-monitor and Use Fix-up strategies	*	Comprehension Questions
Repair	*	Targeted Corrective Feedback
Reread	*	Skills Questions
Summarize	*	Summarize
Reflect	*	Knowledge Cards, Critical Thinking Questions
Respond	*	Knowledge Cards, Critical Thinking Questions



Skills

Reading and *ReadAbout* both teach students to recognize and use key comprehension skills.

<i>Reading</i>	Both	<i>ReadAbout</i>
Make Inferences	*	Make Inferences
Cause & Effect	*	Cause & Effect
Problem & Solution	*	Problem & Solution
Compare & Contrast	*	Compare & Contrast
Main Idea & Details	*	Main Idea & Details
Summarize	*	Summarize
Author's Purpose	*	Author's Purpose
Fact & Opinion	*	Fact & Opinion
Sequence of Events	*	Sequence of Events
Draw Conclusions	*	Draw Conclusions

Vocabulary

ReadAbout and *Reading* both focus instruction on vocabulary routines to boost familiarity with families of words. Each program uses Prefixes and Suffixes and Context Clues. *ReadAbout* further enriches vocabulary instruction and practice with Synonyms and Antonyms; Word Origins; Idioms; and Multiple-Meaning Words. *ReadAbout* helps foster a love of words by providing students with time to explore, interact, sort, and play with the words they collect in the software. The Bonus Word feature allows students to discover new aspects of their words and to learn new words that are fun to say and use.

Text Structures

ReadAbout and *Reading* both focus on a variety of text structures: expository, narrative, persuasive, and descriptive. *ReadAbout's* 280 nonfiction passages are aligned to content-area standards. Each is written in one of seven real-world text structures, which include newspaper articles, encyclopedia articles, magazine articles, journal entries, letters, Web sites, and nonfiction books.

Leveled Practice

Like *Reading*, *ReadAbout* includes leveled resources to provide instruction for every student. Teachers using *ReadAbout* can determine the appropriate reading level for each student using the *Scholastic Reading Inventory*. This tool allows teachers to provide appropriate reading materials and instruction for each student. To ensure that students are placed at the proper level, *ReadAbout* continually assesses each student's level of reading performance and personalizes content, instruction, and support based on that performance.



Group Management Plan
















Scott Foresman *Reading* provides plans for managing flexible groups, allowing time for Whole Class instruction as well as work for Intervention, Easy, On-Level, and Challenge groups.











Note that each day begins with a defined period of whole-class instruction driven by the SF *Reading* program. When the class begins to work independently or in smaller groups, the teacher leads one group at a time while *ReadAbout* is incorporated as one of the rotations common to the differentiated classroom. The leveled, self-paced *ReadAbout* materials allow students in each group a level of independence that frees the teacher to address teacher-led instruction in smaller groups.

The activities and instruction from the Word Study, Oral Language, and Writing sections of *Reading* can be supplemented with *ReadAbout* software and print materials.

ReadAbout's expository texts in the content areas also complement the Cross-Curricular Connections in Whole-Group Reading instruction. *ReadAbout* fits easily into a workstation and suits auditory, visual, and logical learning styles.








See page 6 for a one-day sample schedule.

SAMPLE GROUP MANAGEMENT PLAN – WITH <i>READABOUT</i>					
Teacher's Role	DAY 1	DAY 2	DAY 3	DAY 4	DAY 5
Teacher-led activity	Reading: Whole-Class Instruction 	Reading: Whole-Class Instruction 	Reading: Whole-Class Instruction 	Reading: Whole-Class Instruction 	Reading: Whole-Class Instruction 
SMALL GROUP INSTRUCTION AND INDEPENDENT WORK					
During Rotations, teacher rotates through each small group, which lasts approximately 20 minutes	Small Group 1: Intervention  <i>ReadAbout</i> Software (during one rotation)	Small Group 1: Intervention  <i>ReadAbout</i> SmartFiles (during one rotation)	Small Group 1: Intervention  <i>ReadAbout</i> SmartFiles (during one rotation)	Small Group 1: Intervention  <i>ReadAbout</i> Software (during one rotation)	Small Group 1: Intervention  <i>ReadAbout</i> Software (during one rotation)
	Small Group 2: Easy  <i>ReadAbout</i> Software (during one rotation)	Small Group 2: Easy  <i>ReadAbout</i> Software (during one rotation)	Small Group 2: Easy  <i>ReadAbout</i> Software (during one rotation)	Small Group 2: Easy  <i>ReadAbout</i> Software (during one rotation)	Small Group 2: Easy  <i>ReadAbout</i> SmartFiles (during one rotation)

SAMPLE GROUP MANAGEMENT PLAN – WITH <i>READABOUT</i>					
Teacher's Role	DAY 1	DAY 2	DAY 3	DAY 4	DAY 5
	<p>Small Group 3: On-Level</p>  <p><i>ReadAbout SmartFiles</i> (during one rotation)</p>	<p>Small Group 3: On-Level</p> 	<p>Small Group 3: On-Level</p>  <p><i>ReadAbout Software</i> (during one rotation)</p>	<p>Small Group 3: On-Level</p> 	<p>Small Group 3: On-Level</p>  <p><i>ReadAbout Software</i> (during one rotation)</p>
	<p>Small Group 4: Challenge</p> 	<p>Small Group 4: Challenge</p>  <p><i>ReadAbout Software</i> (during one rotation)</p>	<p>Small Group 4: Challenge</p>  <p><i>ReadAbout SmartFiles</i> (during one rotation)</p>	<p>Small Group 4: Challenge</p>  <p><i>ReadAbout Software</i> (during one rotation)</p>	<p>Small Group 4: Challenge</p> 

ReadAbout™

In this sample schedule, students who aren't using *ReadAbout* materials (Group 4) will work on independent vocabulary activities. *ReadAbout* can be used in place of any basal-related independent practice, or any center.

Small-Group Rotation for a Sample Day in <i>Reading</i> —with <i>ReadAbout</i>			
Group 1: Intervention	Group 2: Easy	Group 3: On-Level	Group 4: Challenge
			
Small-Group Instruction with Teacher	Writing	Leveled Books—Independent Reading	Word Study Practice
 ReadAbout Software	Small-Group Instruction with Teacher	Writing	Leveled Books—Independent Reading
Leveled Books—Independent Reading	 ReadAbout Software	Small-Group Instruction with Teacher	Writing
Writing	Leveled Books—Independent Reading	 SmartFiles	Small-Group Instruction with Teacher