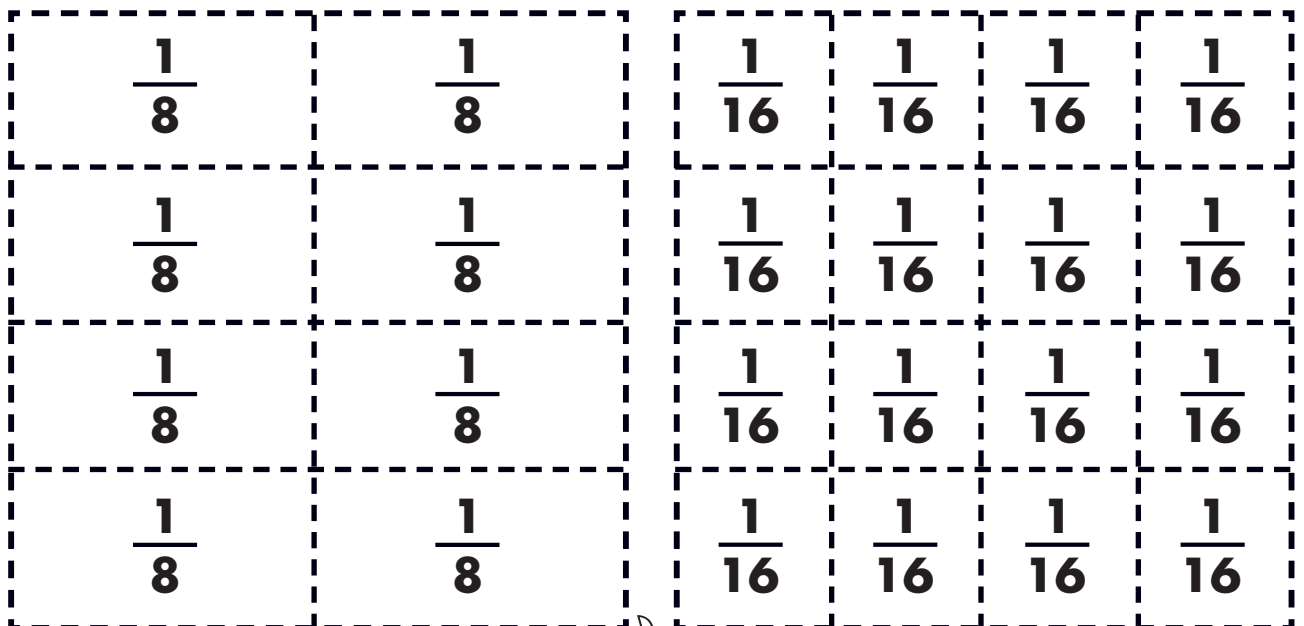
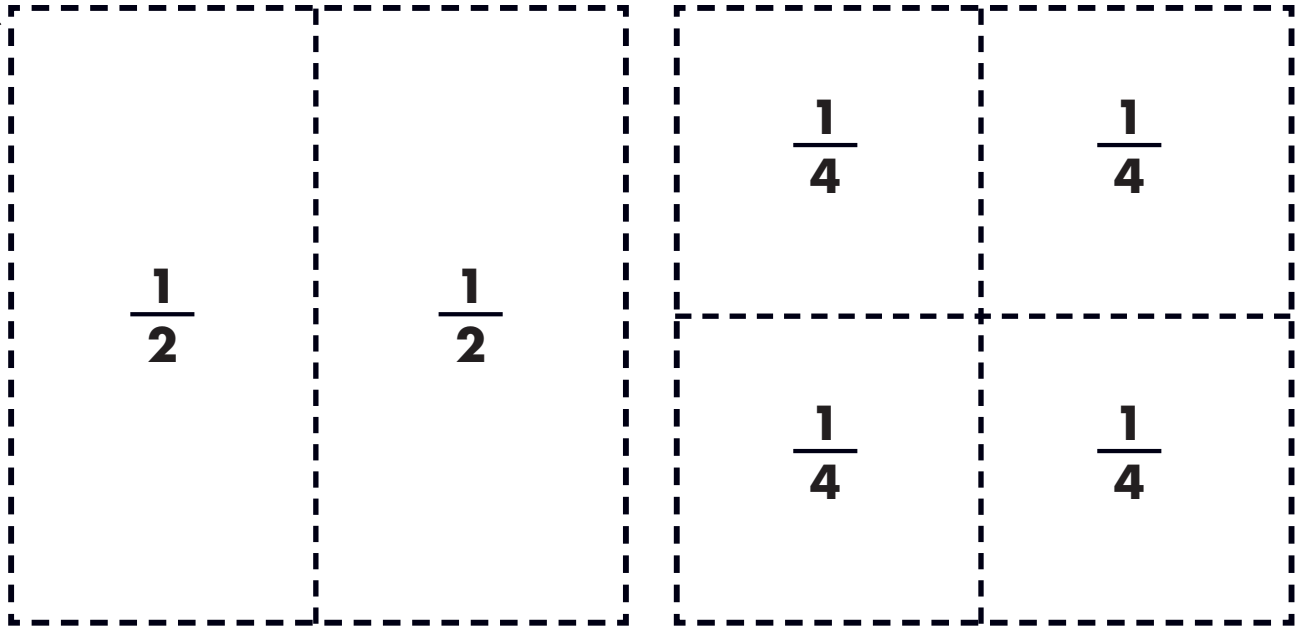


Must-Know Math: 25 Activities to Build Key Skills in 3rd Grade

Teacher's Note: Have children follow the directions below. As an additional activity, have students check a partner's work by forming the squares indicated by the other child's written equations.

Fraction Action: Squares

Directions: Cut out the fraction pieces below on the dotted lines. Then mix and match the pieces to make a square the same size as the ones below. (You can use the outline on the next page to help you.) On a separate sheet of paper, write an equation to show which pieces you used. For example: $\frac{1}{2} + \frac{1}{4} + \frac{1}{4} = 1$ square. Make as many different squares as you can.

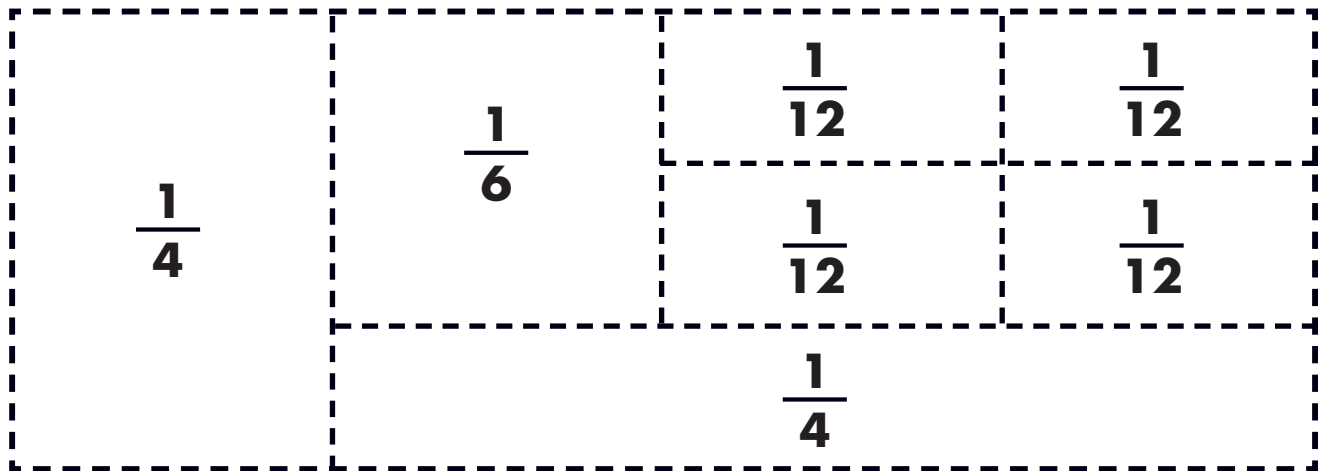
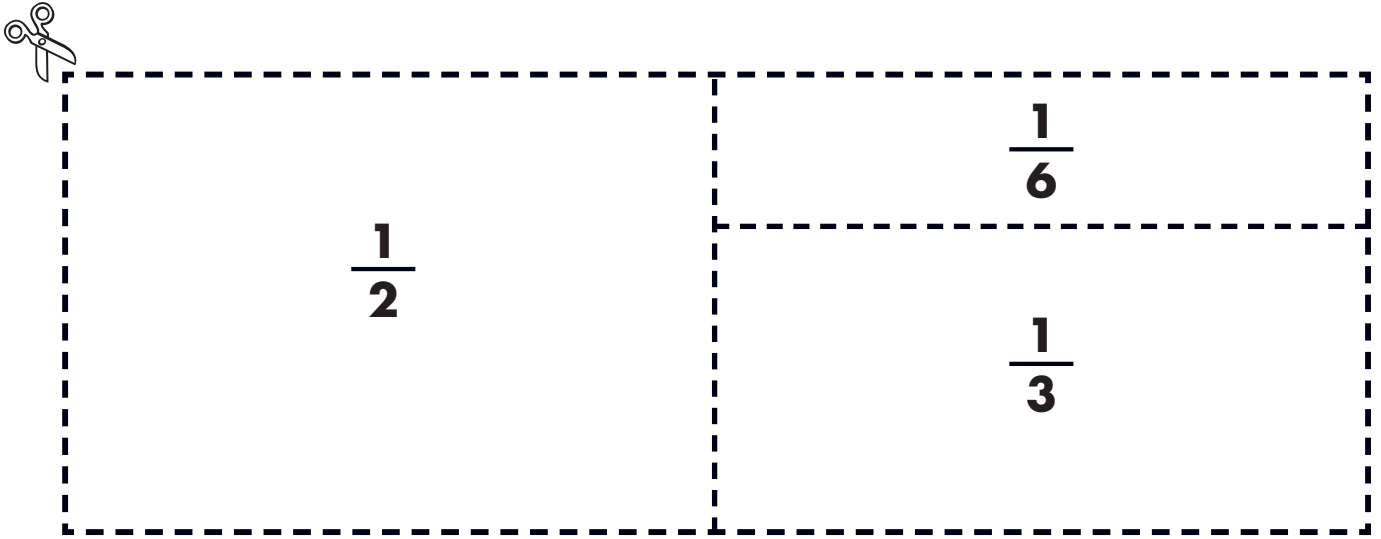


Must-Know Math: 25 Activities to Build Key Skills in 3rd Grade

Teacher's Note: Have children follow the directions below. As an additional activity, divide students into pairs and have them check each other's work by forming the rectangles indicated by their partner's written equations.

Fraction Action: Rectangles

Directions: Cut out the fraction pieces below on the dotted lines. Then mix and match the pieces to make a rectangle the same size as the ones below. (You can use the outline on the next page to help you.) On a separate sheet of paper, write an equation to show which pieces you used. For example: $\frac{1}{2} + \frac{1}{4} + \frac{1}{12} + \frac{1}{6} = 1$ **rectangle**. Make as many different rectangles as you can.




Must-Know Math: 25 Activities to Build Key Skills in 3rd Grade

Teacher's Note: You may provide this page for students to use as a guide while working on **Fraction Action: Squares** and/or **Fraction Action: Rectangles**. (Direct students to use the appropriate half of the page for each activity.)

Fraction Action: Square Outline

Directions: Use the outline below to help you with **Fraction Action: Squares**. Fit the fraction pieces inside the outline to form a complete square.



©2007 SCHOLASTIC INC. TEACHERS MAY MAKE MACHINE COPIES OF THIS PAGE TO DISTRIBUTE TO THEIR STUDENTS.

Fraction Action: Rectangle Outline

Directions: Use the outline below to help you with **Fraction Action: Rectangles**. Fit the fraction pieces inside the outline to form a complete rectangle.

