

# Clifford

## THE BIG RED DOG®

My Early Learning Magazine



### Editor's Note

The Big Red Dog just got a little greener. This year, *Clifford* magazine is saving paper with a condensed, more useful teacher's guide. We've kept it simple with an at-a-glance format that's easier to use and easy on the eyes. Now you can scan the pages quicker to choose from our teacher-reviewed activities. Isn't that doggone great?

Janice Behrens, Editor  
jbehrens@scholastic.com



Mary

Cleo

Jetta

Emily Elizabeth

Charley

T-Bone

## Clifford's Rhyme Time!

Poems, songs, and finger plays to enhance this month's themes.

### Apple Talk

A little red apple was high in a tree.

*(Point up)*

That little red apple was smiling at me!

*(Smile, point to mouth)*

I reached very high, with all of my might.

*(Reach up to pick pretend apple)*

I picked that red apple, and then took a bite.

*(Bring apple down to mouth)*

I said to the apple, "I'll eat you for lunch."

*(Rub tummy)*

So what did the apple say back?

*(Shrug shoulders, palms up)*

It said, "CRUNCH!" *(Clap hands)*

### Sing a Song of School!

*(Sing to the tune of "Old MacDonald")*

Little Vicky went to school, E-I-E-I-O.

And at this school she liked to paint,

Oh, she liked it so!

With a brush-brush here,

and a brush-brush there,

Here a brush, there a brush,

everywhere a brush-brush,

Little Vicky went to school, E-I-E-I-O!

*(Repeat, substituting children's names and favorite activities.)*

*By Pamela Chanko*

Activities Meet NAEYC Guidelines

September 2009

Apples and Shapes



The Best Part of My Day




### NEXT MONTH

🐾 Firefighters Work Together

🐾 P Is for Pumpkin

For a full list of 2009-2010 topics, go to [www.scholastic.com/clifftopics](http://www.scholastic.com/clifftopics)





## Apples and Shapes

- Picture Clues
- Fine-Motor Skills
- Predicting

### Read Together

#### Using Picture Clues


Before you read the first caption, have children trace the shape with their finger and try to name it. Then, read the caption and point out the small picture (also called a rebus). Repeat for the remaining photos and captions, but now pause to let children supply the shape word.

### Activity Time

#### Art: Wormy Apple Puppets

**MATERIALS:** small paper plates, crayons, colored paper, scissors, glue, hole-puncher

- Try this twist on finger puppets. Have children color a plate their favorite apple color. (Children who are not successful with crayons can glue on torn strips of colored paper.) Glue a brown paper rectangle to the top for a stem, and attach green paper leaves.
- Punch several adjoining holes in the plate, creating one larger hole. Children can slide a finger through and wiggle it like a worm! For extra fun, draw a face on children's fingertips with washable marker.



#### Science: How Many Seeds?

**MATERIALS:** apples, knife

- Show children an apple and ask how many seeds they think are inside. Slice the apple, and count the seeds. How close were children's guesses? Repeat with a new apple. Were there more seeds, fewer, or the same amount? Let children make predictions for more apples. (Note: Most apples have 10 seeds when ripe, but not all are picked at this stage.)



## The Best Part of My Day

- Personal Connections
- Letter Knowledge
- Critical Thinking

### Read Together

#### Personal Connections


Read the first caption and ask: *How does play dough feel? What do you like to make with it?* Make personal connections for each caption. When you reach Emily Elizabeth's question about favorite activities, children will have the self-awareness to give an informed (and detailed!) answer.

### Activity Time

#### Writing: My Name Starts With...

**MATERIALS:** Various art materials, such as pipe cleaners, play dough, yarn, glue, buttons, macaroni, beans and feathers.

- Have children practice making the first letter of their names with various art materials. For each child, draw the letter large on a piece of paper. Then children can form the letter over your writing with pipe cleaners, play dough, or yarn. Or have them spread glue on the letter and place buttons, macaroni, beans, feathers, and other materials over it.



#### Language: Where Does It Go?

**MATERIALS:** classroom objects

- Do a reverse scavenger hunt. Put together a bag of small items from various classroom areas (paintbrush from the art center, book from the library, blocks from the block area, etc.). Children can take turns picking an item and guessing where it belongs. Say *warmer/cooler* until they hit the spot!


**EDITORIAL, Editor:** Janice Behrens; **Contributing Writer:** Laine Falk; **Editorial Content Consultant:** Pamela Chanko; **Senior Designer:** Yoana Yelin; **Group Art Director:** Sandra Mayer; **Production Editor:** William McDonald; **Copy Chief:** Renee Glaser; **Copy Editor:** Veronica Majerol; **Photo Editor:** Eric Russ. **MAGAZINE GROUP, President, Scholastic Classroom & Library Publishing:** Greg Worrell; **VP, Editor in Chief:** Rebecca Bondor; **Associate Editorial Director:** Amanda Miller; **Creative Director:** Judith Christ-LaFond; **Executive Production Director:** Barbara Schwartz; **Executive Editorial Director, Copy Desk:** Craig Moskowitz; **Publishing Systems Director:** David Hendrickson; **Manager, Digital Imaging Group:** Marc Stern; **Executive Director of Photography:** Steven Diamond; **Library Manager:** Kerry Prendegast; **Senior Librarian:** Karen VanRossem. **CIRCULATION AND MARKETING, VP, Marketing:** Jocelyn Forman; **Marketing & Promotion Manager:** Leslie Tevlin. **MANUFACTURING, Director, Manufacturing & Distribution:** Mimi Esguerra; **Manufacturing Coordinator:** Georgiana Deen. **Corporate: President, Chief Executive Officer, and Chairman of the Board of Scholastic Inc:** Richard Robinson

**POSTAL INFORMATION:** *Clifford The Big Red Dog* Magazine (USPS 021-674/ISSN 1539-8773) is published monthly: September, October, and January through April; bi-monthly November/December, May/June (8 issues) by Scholastic Inc., 2931 E. McCarty St., P.O. Box 3710, Jefferson City, MO 65102-3710. Periodical postage paid at Jefferson City, MO 65102 and additional mailing offices. **POSTMASTERS:** Send notice of address changes to CLIFFORD THE BIG RED DOG® MAGAZINE, 2931 East McCarty St., P.O. Box 3710, Jefferson City, MO 65102-3710. ©2009 Scholastic Inc. **SCHOLASTIC Clifford The Big Red Dog**®, and associated designs are trademarks/registered trademarks of Scholastic Inc. All Rights reserved. Materials in this issue may not be reproduced in whole or in part in any form or format without special permission from the publisher.

# My School Words

Use the cards to make labels or a mini book, or go on a scavenger hunt. Make multiple copies and laminate for memory games, matching, sorting, and counting.

©2009 Scholastic Inc permission granted to reproduce this page for classroom use only.




**scissors**




**backpack**




**glue**



**crayon**



**book**



**chair**

# I Can Make Shapes

Children can trace the shapes to finish the picture. Or, enlarge the page and laminate it. Let children make the shapes in play dough and place them on the picture.

©2009 Scholastic Inc permission granted to reproduce this page for classroom use only.

