

READ 180 Implementation Year Study

Background Information:

The initial implementation of READ 180 occurred during the 2003-2004 school year. Daviess County Middle School, Apollo High School and Daviess County High School implemented the program. Results below represent the initial findings from the first year of implementation.

Daviess County Middle School Results:

The charts below show results from the reading test of MAP—Measures of Academic Progress. Chart A documents the average RIT growth per subpopulation of participating students. The data range is from 5th grade reading RIT scores to 6th grade reading RIT scores. The average RIT gain for the entire population is 5.68. Chart B shows the number of academic years gained by each subpopulation. The average gain for the entire population is 1.14 year. This demonstrates an accelerated learning rate for students involved in READ 180. Overall, 40% more students read on grade level following a year of READ 180.

Chart A

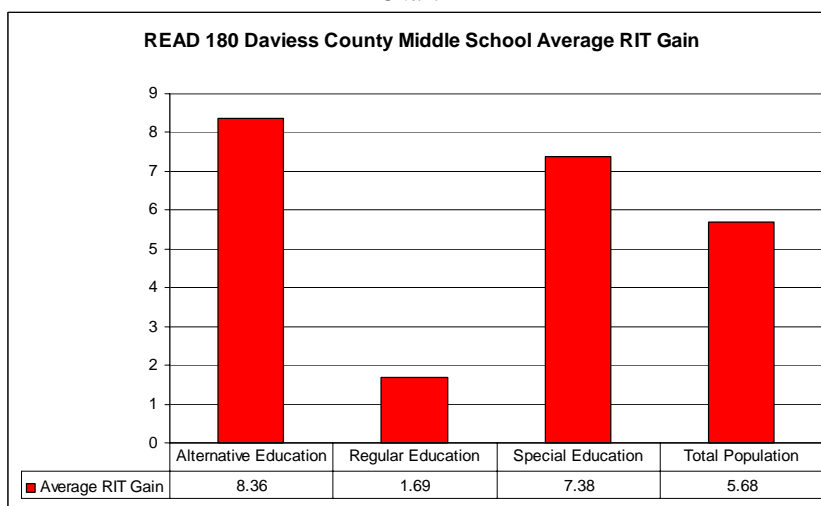
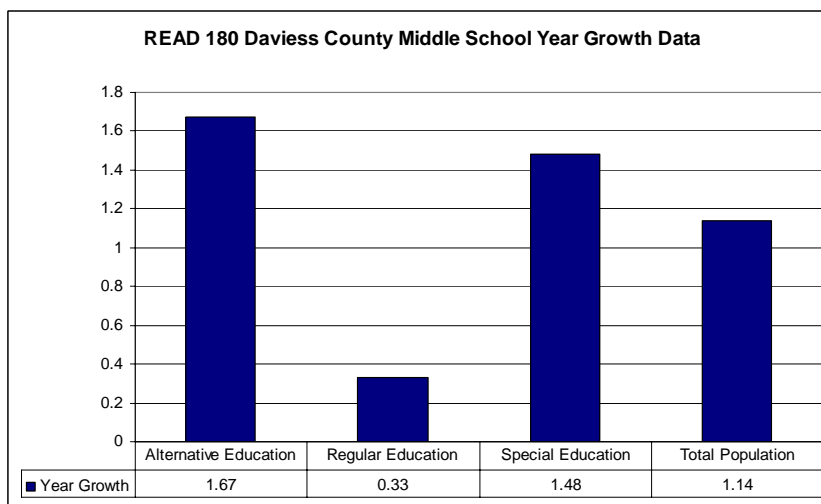


Chart B



High School Results:

For students enrolled in the high school READ 180 program, the study compared results from the 9th grade CTBS reading test to the 6th grade CTBS reading test. The sample included only students enrolled in the Daviess County Public Schools for both the 6th grade and 9th grade assessments. Chart A documents the distribution of student performance in 6th grade on the reading test of CTBS by quartiles. Prior to READ 180 instruction (6th grade year), 72% of students in the study read below average. Chart B outlines the distribution of student performance in 9th grade on the reading test of CTBS by quartiles. Following READ 180 instruction (9th grade year), only 45% of students in the study read below average. The number of students reading above grade level doubled following READ 180 instruction. The average gain on the CTBS reading test from 6th grade to 9th grade was 6.03 NP.

Chart A

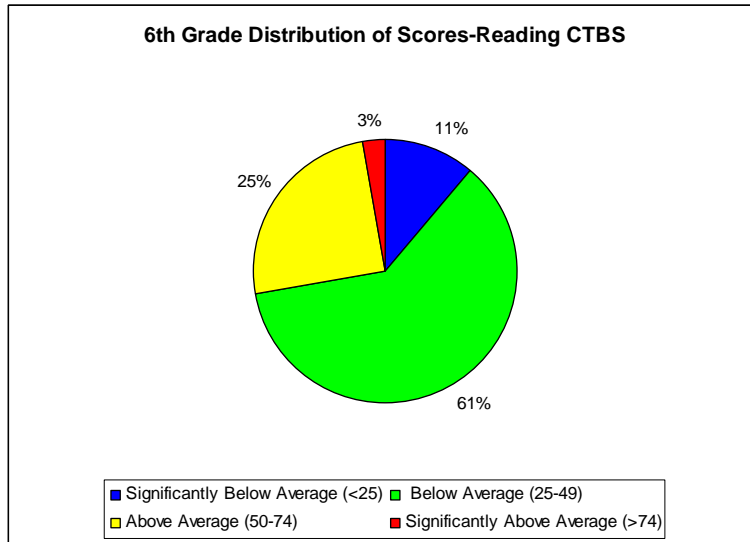
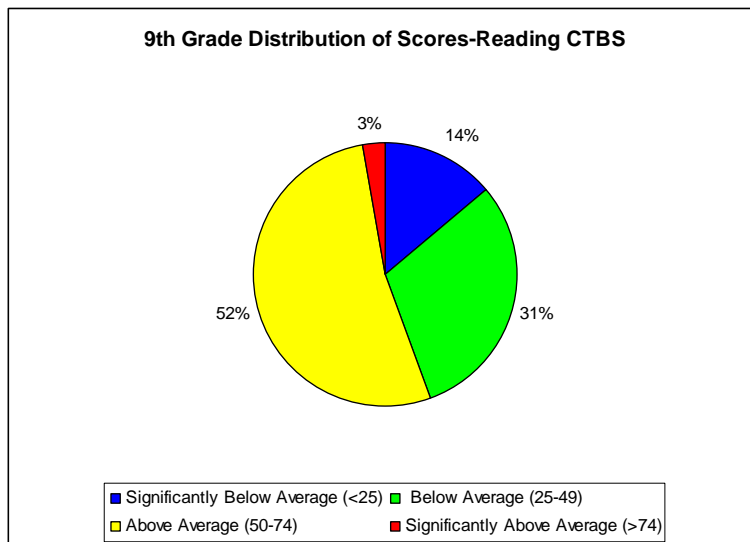


Chart B



Future Studies:

The district plans to continue monitoring the progress of students enrolled in READ 180. With MAP—Measures of Academic Progress—now in place at all grade levels, reading MAP test results combined with CTBS reading test results provide more accurate analysis as well as longitudinal comparisons of the reading improvement of students participating in READ 180.