

Help your students catch up and keep up.

Also ideal for
**English
Language
Learners**

Do The Math[®]

Created by **Marilyn Burns** along with a team of Math Solutions master classroom teachers, *Do The Math* gives students who have fallen behind a chance to catch up and keep up. Focusing on Number and Operations, the cornerstone of elementary mathematics, the program teaches students the basics of math—computation, number sense, and problem solving. *Do The Math* helps students develop the skills they need to compute with accuracy and efficiency, the number sense they need to reason, and the ability to apply their skills and reasoning to solve problems.



ORDERING INFORMATION

- **Small-Group Modules**
(Serves 1 teacher and 8 students)

Addition & Subtraction Module A: Addition with sums up to 100	0545091799	\$ 708.50
Addition & Subtraction Module B: Subtraction with numbers up to 100	0545091802	\$ 599.50
Addition & Subtraction Module C: Numbers greater than 100	0545091810	\$ 599.50
Multiplication Module A: Basic Concepts	0545091241	\$ 599.50
Multiplication Module B: Facts through 12×12	0545091284	\$ 708.50
Multiplication Module C: Factors greater than 12	0545091292	\$ 599.50
Division Module A: Basic Concepts	0545091829	\$ 654.00
Division Module B: Facts through $100 \div 10$	0545091845	\$ 654.00
Division Module C: Dividends to 1,000	0545091853	\$ 545.00
Fractions Module A: Basic Concepts	0545091861	\$ 654.00
Fractions Module B: Equivalence and Comparison	054509187X	\$ 708.50
Fractions Module C: Addition & Subtraction	0545091888	\$ 708.50

Whole-Class Modules WorkSpaces and additional materials also available! See page 109.



Marilyn Burns, America's most highly respected math educator, is the founder of *Math Solutions Professional Development*, an organization dedicated to the improvement of math instruction in

Grades K–8. Ms. Burns has spent over 40 years teaching children, leading workshops, creating professional development materials, and writing outstanding books and materials for educators.

Perfect for:
**Small-Group
Intervention,
Push-In or
Pull-Out
Intervention,
Summer
School and
After School
Reading**

Curriculum

Math

GRADE RANGE

2–6

INSTRUCTIONAL
FOCUS

- Number and Operations
- Problem Solving
- Communication
- Representation
- Algebraic Thinking

For additional
**Do The
Math
products**

whole class sets,
games, and
manipulatives

See page 109

*Pending approval from the NYC Department of Education.


SEE IT. LIKE IT. BUY IT. scholastic.com/dothemath

Unique instructional design.


Do The Math[®]—continued




Addition & Subtraction



Addition with sums up to 100




Subtraction with sums up to 100



Numbers greater than 100



Multiplication



Basic Concepts




Facts through 12 X 12



Factors greater than 12




Division



Basic Concepts



Facts through 100 ÷ 10




Dividends to 1,000




Fractions



Basic Concepts



Equivalence and Comparison



Addition and Subtraction

Do The Math is organized into 12 modules. Every module includes a series of 30-minute step-by-step lessons.

For additional **Do The Math** products See page 109

*Prices listed in FAMIS supersede all quoted prices.

Comprehensive support for teachers and students. Each module provides everything you need to teach the thirty 30-minute lessons.

FOR TEACHERS

Teaching and Professional Resources



Teacher Bookcase (1 per module)




Teacher Guide (1 per module)



TeacherSpace™ (1 per module)



Annotated Workspace (1 per module)



Teaching Arithmetic (1 per module)




Read-Alouds (1-2 titles per module)

Teacher Demonstration Materials



(1 bag of materials per module)

FOR STUDENTS



Workspace™ (8 per module)



Student Pair Materials (4 bags to serve 8 students)



Games (1 bag to serve 8 students)

*Pending approval from the NYC Department of Education.

SEE IT. LIKE IT. BUY IT. scholastic.com/dothemath

Curriculum

Math


GRADE RANGE

2-6

A road map for intervention.

Do The Math—continued

Also ideal for English Language Learners



Created by Marilyn Burns

ASSESSMENT

Beginning-of-Module Assessment

1. $4 + 4 + 4 + 4 + 4 =$

2. $6 \times 5 = 6 \times$

3. Write a multiplication equation for $3 \times 3 + 3 + 3 = 15$.

4. Write a multiplication equation to solve: There are 6 bags. Each bag has 2 stars. How many stars are there in all?

5. Circle each expression that you could use to figure out how many stars in all.

6. $3 \times 6 =$

7. $4 \times 5 =$

8. $4 \times 4 =$

9. $4 + 4 =$

10. $4 + 4 + 4 =$

11. $4 \times 6 =$

12. $4 \times 5 =$

13. $4 \times 6 =$

14. $4 \times 6 =$

15. $4 \times 6 =$

16. $4 \times 6 =$

17. $4 \times 6 =$

18. $4 \times 6 =$

19. $4 \times 6 =$

20. $4 \times 6 =$

21. $4 \times 6 =$

22. $4 \times 6 =$

23. $4 \times 6 =$

24. $4 \times 6 =$

25. $4 \times 6 =$

26. $4 \times 6 =$

27. $4 \times 6 =$

28. $4 \times 6 =$

29. $4 \times 6 =$

30. $4 \times 6 =$

31. $4 \times 6 =$

32. $4 \times 6 =$

33. $4 \times 6 =$

34. $4 \times 6 =$

35. $4 \times 6 =$

36. $4 \times 6 =$

37. $4 \times 6 =$

38. $4 \times 6 =$

39. $4 \times 6 =$

40. $4 \times 6 =$

41. $4 \times 6 =$

42. $4 \times 6 =$

43. $4 \times 6 =$

44. $4 \times 6 =$

45. $4 \times 6 =$

46. $4 \times 6 =$

47. $4 \times 6 =$

48. $4 \times 6 =$

49. $4 \times 6 =$

50. $4 \times 6 =$

Students complete the assessment as a pre-module snapshot of what they know.

End-of-Module Assessment

1. $3 + 3 + 3 + 3 + 3 =$

2. $5 \times 5 =$

3. Write a multiplication equation for $6 \times 4 + 4 + 4 = 28$.

4. Write a multiplication equation to solve: There are 4 cats. Each cat has two ears. How many ears are there in all?

5. Circle each equation that you could use to figure out how many stars in all.

6. $4 \times 4 =$

7. $3 \times 6 =$

8. $2 \times 6 =$

9. $3 \times 5 =$

10. $3 \times 6 =$

11. $4 \times 4 =$

12. $4 \times 4 =$

13. $4 \times 4 =$

14. $4 \times 4 =$

15. $4 \times 4 =$

16. $4 \times 4 =$

17. $4 \times 4 =$

18. $4 \times 4 =$

19. $4 \times 4 =$

20. $4 \times 4 =$

21. $4 \times 4 =$

22. $4 \times 4 =$

23. $4 \times 4 =$

24. $4 \times 4 =$

25. $4 \times 4 =$

26. $4 \times 4 =$

27. $4 \times 4 =$

28. $4 \times 4 =$

29. $4 \times 4 =$

30. $4 \times 4 =$

31. $4 \times 4 =$

32. $4 \times 4 =$

33. $4 \times 4 =$

34. $4 \times 4 =$

35. $4 \times 4 =$

36. $4 \times 4 =$

37. $4 \times 4 =$

38. $4 \times 4 =$

39. $4 \times 4 =$

40. $4 \times 4 =$

41. $4 \times 4 =$

42. $4 \times 4 =$

43. $4 \times 4 =$

44. $4 \times 4 =$

45. $4 \times 4 =$

46. $4 \times 4 =$

47. $4 \times 4 =$

48. $4 \times 4 =$

49. $4 \times 4 =$

50. $4 \times 4 =$

This assessment measures student growth when compared with the results of the Beginning-of-Module assessment.

INSTRUCTION

PLANNER

LESSON 1	LESSON 2	LESSON 3	LESSON 4	LESSON 5
Lesson Summary	Lesson Summary	Lesson Summary	Lesson Summary	Lesson Summary
Objectives	Objectives	Objectives	Objectives	Objectives
Materials	Materials	Materials	Materials	Materials
Built-in Differentiation	Built-in Differentiation	Built-in Differentiation	Built-in Differentiation	Built-in Differentiation

LESSON 5 Writing equations for Circles and Stars

Lesson Summary

Objectives

Materials

Preparation

Language Development

For Students Who Need More Support

For Students Ready for a Challenge

Preparation material is provided before each section of five lessons.

Each lesson begins with a lesson summary, objectives, materials, and language development, followed by step-by-step teaching instructions.

PROGRESS MONITORING

LESSON 5 Assessing student understanding

ASSESSMENT Progress Monitoring

Objectives

Differentiating Instruction

Assess

For Students Who Need More Support

For Students Ready for a Challenge

Every fifth lesson is an opportunity to monitor progress. Suggestions for differentiating instruction are provided.