
















Name: _____

How Many Teeth?

The pictograph shows how many teeth children lost so far this year. Look at the pictograph. Then answer the questions below.

Lost Tooth Chart	
Name	Number of Teeth Lost
Beth	 
Greg	
Liz	   
Mike	  
Kevin	    

Key
 = 1 tooth

1. How many teeth did Mike lose?

- 2 3 4

2. Who lost the most teeth?

- Beth Liz Kevin

3. Who lost the fewest teeth?

- Kevin Greg Liz

4. How many teeth did Kevin and Liz lose altogether?

_____ + _____ = _____



How many teeth did the 5 children lose altogether?
