

# Harry Potter

BOOK  
NIGHT

Hogwarts School of  
Witchcraft and Wizardry  
EVENT KIT



#HarryPotterBookNight



# Harry Potter

## BOOK NIGHT

HOGWARTS SCHOOL OF WITCHCRAFT AND WIZARDRY

Headmaster: Professor Albus Dumbledore  
(Order of Merlin, First Class, Grand Sorc., Chf. Warlock,  
Supreme Mugwump, International Confed. of Wizards)

Dear Reader,

We are delighted to invite you to celebrate our fifth annual *Harry Potter Book Night* on February 7, 2019. This year's magical theme is *Hogwarts*.

Enclosed you will find inspiration and practical resources that will help ensure your *Harry Potter Book Night* event is a success.

This pack is filled with magical games and spellbinding activities to help you host an enchanting event fit for witches, wizards, and Muggles. We'll help you plan everything—from ideas on decorating your party space to tips on giving your guests a proper wizarding welcome.

Have a magical night!

It is completely up to you whether you want to stick closely to the activities here or use them as a jumping-off point. Whatever you decide, there are a few general things worth bearing in mind:

- **Harry Potter Book Night** is all about passing on the magic of J.K. Rowling's amazing books to the next generation of readers, as well as celebrating with devoted fans. This year, our theme—**Hogwarts**—incorporates ideas from all seven magical books in the series as well as the companion books in the Hogwarts Library collection.
- The activities are intended for children aged 8–10, but don't worry if you are working with slightly younger or older children—we're confident you'll see ways to easily adapt the resources in this kit and find there's something for Harry Potter fans of all ages.
- We're aware that you might be hosting anything from a group of 30 kids in a bookstore to 200 or more in a school setting. Again, we're confident that you'll have ideas on how best to adapt the activities accordingly. With larger numbers, you could form smaller groups. Or maybe you could create activity stations for the groups to move through during the course of your event, where they can work to gain vital house points as they go!
- If you are celebrating **Harry Potter Book Night** as a school, turn to the bonus section of this kit, where we have included suggestions specific to a school setting.
- This kit is intended to work for events that are **free of charge** and encourage community participation.\*
- Please feel free to photocopy any and all pages.



Art by Brian Selznick © 2018 by Scholastic Inc.

\* The kit is intended for events that are organized and run by schools, community centers, libraries, and bookstores and which encourage community participation. We ask that the events please remain non-commercial in nature. That means, for example, that your **Harry Potter Book Night** event should be entirely free of charge. Furthermore, your event and, more generally, the Harry Potter properties, should not be sponsored by or associated with any commercial or non-qualifying organizations. So, for example, if a business is supplying catering for your event, that business's logos and/or branding should not be featured on any materials relating to **Harry Potter Book Night** and it should not in any way appear that such businesses are endorsed by or connected with Harry Potter, J.K. Rowling, or Warner Bros. While we very much encourage you to get creative with your events, please note that we're not granting permission for you to create and produce any new Harry Potter-themed goods or services to sell at your **Harry Potter Book Night**. Any commercial uses of the Harry Potter trademarks and other intellectual property would require separate permissions. If you're unsure about a particular use or activity, please get in touch.



# SEVEN MAGICAL STEPS TO HOSTING A SPELLBINDING HARRY POTTER BOOK NIGHT EVENT

## 1. PLAN

Who are you going to invite? How many people can you fit in your space? Who will be helping to run the event? Complete the invitation template in this planner, photocopy it, and send it out to your guests well ahead of February 7, 2019.

## 2. PUBLICIZE

Let your local community know you're holding a **Harry Potter Book Night: Hogwarts** party.

Tell local press and radio/TV stations about the event and invite them to attend.

You can also use social media (Facebook, Twitter, Instagram, Snapchat, Tumblr, blogs) to promote your event and connect with events worldwide using **#HarryPotterBookNight**.

As **Harry Potter Book Night** is about sharing the magic of J.K. Rowling's books, which is where the magic started, we ask that you please avoid using any Harry Potter film imagery or materials to promote your **Harry Potter Book Night** party.

## 3. DRESS UP

Set a magical mood by having your staff dress up as Hogwarts teachers. Encourage children and their families to come in costume, too.

## 4. COUNT DOWN

Count down to your event with a sign in the window or on the bulletin board.

### SUGGESTED POSTS

**BEFORE:** We're celebrating #HarryPotterBookNight! Find out more about our spellbinding event here: [insert link]

**ON THE DAY:** Happy #HarryPotterBookNight everyone! We'll be celebrating at [insert time and location].

**AFTER:** Thank you for celebrating #HarryPotterBookNight with us and sharing the magic! Here are some highlights! [insert photos]

## 5. DECORATE

Get creative with decorating your space and think about having different areas for different activities or crafting stations. Check out the enchanting ideas for decorations on the theme of **Hogwarts** in this kit.

## 6. PREPARE

Photocopy the activities in this kit.

Stock up on pens, colored pencils, and any additional craft materials you will need.

Arrange to have enough chairs, cushions, and beanbags for people to sit on; tables for your guests to complete the activities at; and a large chalkboard, whiteboard, or flip chart, which you can use to display house points throughout the event.





## 7. PHOTOGRAPH

Take lots of photos at your event, but do check with attending guests (and especially children's parents) that they are happy to be photographed and for the photos to be used for publicity purposes.

Tweet your photos tagging (@Scholastic), or add them to Instagram (@Scholastic) using #HarryPotterBookNight, or post them to the Scholastic Facebook page: [facebook.com/Scholastic](https://facebook.com/Scholastic).

### SUGGESTED EVENT FORMAT

This format is merely a guide. Feel free to use it as a starting point to make the event your own.

- The Wizarding Welcome
- The Sorting Ceremony
- Direct guests to their house common room areas
- Play the games and activities suggested in this pack, awarding house points throughout the evening to the winning teams and players
- End with the Hidden Hogwarts Quiz
- Award the House Cup to the winning team, signifying the end of the event

# SEVEN TIPS FOR RECREATING HOGWARTS IN YOUR EVENT SPACE

## I. HOGWARTS HOUSE AREAS

Create common room areas for Gryffindor, Hufflepuff, Slytherin, and Ravenclaw and decorate them with house colors. You could recreate house crests or use images of each house's symbol as decorations.

### Gryffindor

House symbol: Lion

House colors: Scarlet and gold

House ghost: Nearly Headless Nick

Common room entrance: Guarded by a portrait of the Fat Lady

Common room features: A cozy, circular room filled with armchairs and the light from a roaring fire



### Hufflepuff

House symbol: Badger

House colors: Yellow and black

House ghost: The Fat Friar

Common room entrance: Near the kitchens, hidden behind a stack of barrels

Common room features: Decorated with hangings in yellow and black. A portrait of Helga Hufflepuff, the house founder, hangs above the fireplace

### Slytherin

House symbol: Snake

House colors: Green and silver

House ghost: The Bloody Baron

Common room entrance: Behind a damp stone wall in the dungeons

Common room features: A long, underground room with strange water creatures floating past the windows







## Ravenclaw

House symbol: Eagle

House colors: Blue and bronze

House ghost: The Gray Lady

Common room entrance: In a high tower. To enter, students must answer a riddle or question posed by a door knocker in the shape of an eagle

Common room features: A wide, circular room with arched windows and a domed ceiling painted with stars

### DID YOU KNOW?

- ★ Hogwarts School of Witchcraft and Wizardry is located in a vast castle atop a high mountain and was founded by two wizards and two witches: Godric Gryffindor, Helga Hufflepuff, Salazar Slytherin, and Rowena Ravenclaw
- ★ Term begins on September 1<sup>st</sup> and students usually reach the school on the Hogwarts Express, which leaves at eleven o'clock from platform nine and three-quarters at King's Cross Station
- ★ The school motto is *Draco Dormiens Nunquam Titillandus* (Never tickle a sleeping dragon)

## 2. SORTING HAT AND CHAIR

Make your own Sorting Hat by customizing a witch's hat. Use painted, folded newspaper glued to the hat to create the eyes and mouth. On the night, place the hat on a chair ready for the Sorting Ceremony.





### 3. HOGWARTS GREAT HALL FEAST

*Harry's mouth fell open. The dishes in front of him were now piled with food. He had never seen so many things he liked to eat on one table . . .*

Host a feast with tasty treats inspired by the food served at Hogwarts school banquets. Don't forget the best part—dessert!

*A moment later the desserts appeared. Blocks of ice cream in every flavor you could think of, apple pies, treacle tarts, chocolate éclairs and jam doughnuts, trifle, strawberries, Jell-O, rice pudding . . .*

At feasts, the Great Hall is often lit with floating candles. To make your own, paint the cardboard centers of paper towel rolls white and insert battery-operated tea lights into the top. Use wire or nylon thread to suspend them from the ceiling to give the illusion of floating candles.

### 4. PROFESSOR DUMBLEDORE'S OFFICE

Professor Dumbledore is the Headmaster of Hogwarts when Harry first starts school. His office is a circular space, accessed via a spiral staircase.

To decorate, you could use:

- A large desk or big table with a chair
- Framed portraits of past headmasters and headmistresses
- Fawkes the phoenix (or a pile of ashes, or an egg)
- Piles of books, including *The Tales of Beedle the Bard*, *Fantastic Beasts and Where to Find Them*, and *Quidditch Through the Ages*
- A shallow dish filled with water and glitter, to represent a Pensieve
- A jar of Acid Pop sweets (or popping candy or lemon sherbets)
- Godric Gryffindor's sword (use a plastic play sword or make your own from cardboard)
- The Sorting Hat (see instructions on how to make your own Sorting Hat in this kit)



## 5. MARAUDER'S MAP

Take inspiration from the Marauder's Map and draw your own map of your event space. Hang it at the front of the room to show your guests where different house areas are or where the games and activities are being held.



Alternatively, make your own signs to decorate your space. Here are some ideas:

- POTIONS with Professor Snape
- HERBOLOGY with Professor Sprout
- CHARMS with Professor Flitwick
- TRANSFIGURATION with Professor McGonagall
- MUGGLE STUDIES with Professor Burbage
- CARE OF MAGICAL CREATURES with Hagrid
- DEFENSE AGAINST THE DARK ARTS with Professor Lupin
- HISTORY OF MAGIC with Professor Binns
- ARITHMANCY with Professor Vector
- The Room of Requirement
- The Dungeons
- The Owlery
- The West Tower
- Hagrid's hut
- The Astronomy Tower
- The Great Hall
- Greenhouse Three



## 6. HOGWARTS HOUSE POINTS BOARD

Throughout the event, why not award house points to participating guests or teams? You may want to use a large chalkboard, whiteboard, or flip chart as your scoreboard.

## 7. OWL POST

Write the names of Hogwarts students—and/or those attending your event—on a selection of cream envelopes and then suspend them from the ceiling using thread, or place them on shelves or around a fireplace to create the illusion of the arrival of the owl postal service. If you have any soft owl toys, you could even attach the envelopes to their beaks for maximum effect.



Photo ©: envelopes: Stephen Rees/Shutterstock.





# INVITATION TEMPLATE

Use this template to invite guests to your **Harry Potter Book Night: Hogwarts** event. The first has the official date of Thursday, February 7<sup>th</sup> already filled in and the second has a blank space for you to fill in with an alternative date, if you are celebrating on a different night. Make sure you send out invitations well ahead of the event.

*Dear Reader,*

We are pleased to inform you that you have been invited to our **Harry Potter Book Night: Hogwarts** party

Date: **Thursday, February 7, 2019**

Time: .....

At: .....

Address: .....

.....

**RSVP:** By owl, or in person, to:  
.....

**Harry Potter**  
BOOK NIGHT



*Dear Reader,*

We are pleased to inform you that you have been invited to our **Harry Potter Book Night: Hogwarts** party

Date: .....

Time: .....

At: .....

Address: .....

.....

**RSVP:** By owl, or in person, to:  
.....

**Harry Potter**  
BOOK NIGHT

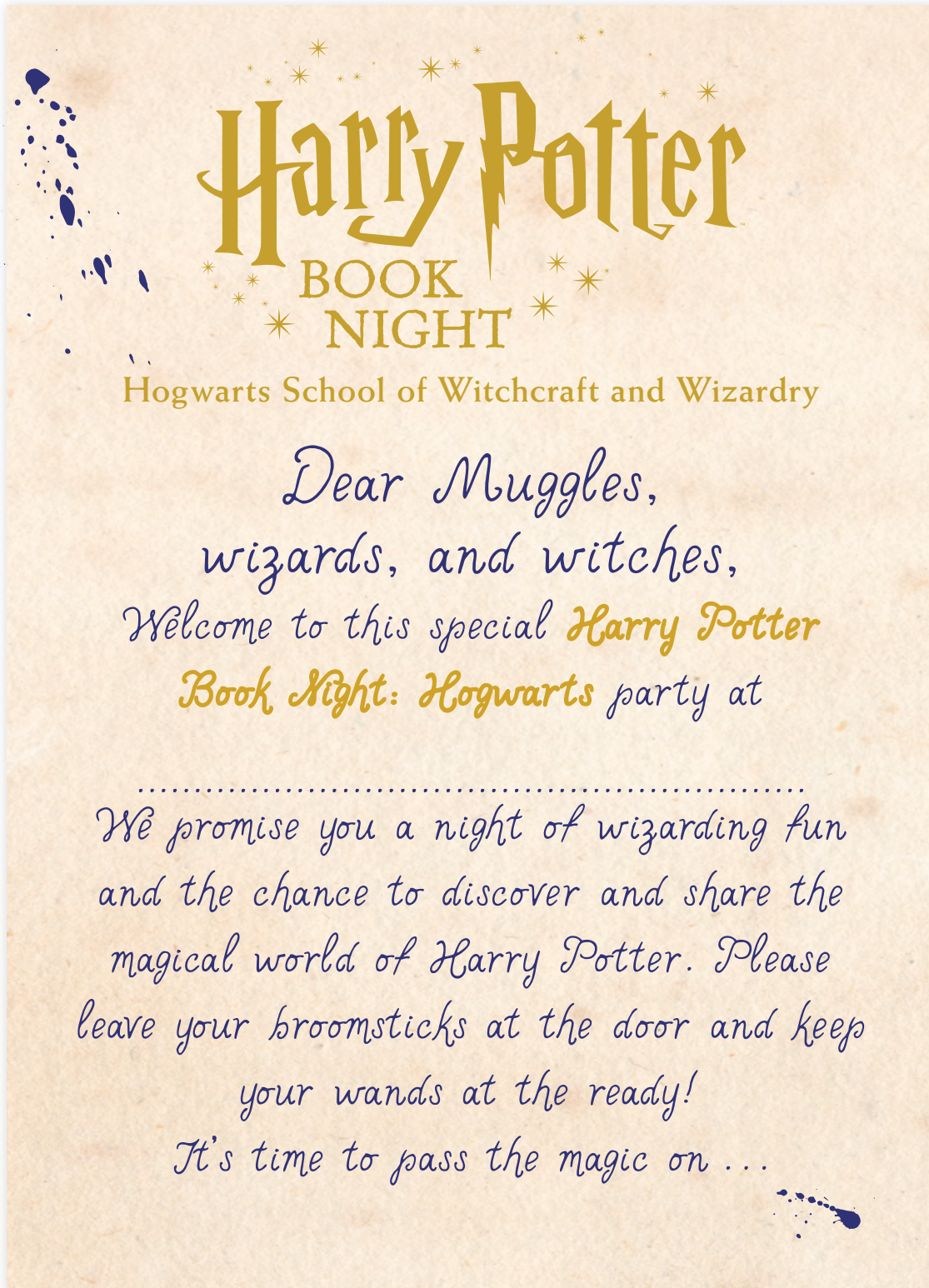




# THE EVENT

## WIZARDING WELCOME

You can begin your **Harry Potter Book Night: Hogwarts** event by either printing out or saying aloud the Wizarding Welcome below:





## SORTING CEREMONY

We suggest you begin your **Harry Potter Book Night** event with the Sorting Ceremony to sort your guests into the four Hogwarts houses.

If you have a large group, you could have more than one Sorting Hat to speed up the process.

### YOU WILL NEED:

- The Sorting Hat (see instructions for how to make one in this kit)
- A container with house names on pieces of paper
- A chair

### WHAT TO DO:

Prepare by placing pieces of paper with GRYFFINDOR, HUFFLEPUFF, SLYTHERIN, and RAVENCLAW into a box or container. You'll need one piece of paper for each child attending.

One by one get your guests to sit on the chair and place the Sorting Hat on their head, while they select a piece of paper with their house name from the container.

## READ THE STORIES ALOUD

Use one or some of these suggested passages to set the scene for your event.

### Welcome to Hogwarts

**Book:** *Harry Potter and the Sorcerer's Stone*

Chapter seven, from page 113 "The door swung open at once" to page 114 "Please wait quietly."

### Quidditch

**Book:** *Harry Potter and the Sorcerer's Stone*

Chapter ten, from page 166 "As seven o'clock drew nearer" to page 167 "you'll be joining team practice three times a week."

### Dumbledore's Office

**Book:** *Harry Potter and the Chamber of Secrets*

Chapter twelve, from page 205 "They stepped off the stone staircase" to page 207 "next second there was nothing but a smoldering pile of ash on the floor."

## The Marauder's Map

**Book:** Harry Potter and the Prisoner of Azkaban

Chapter ten, from page 192 "He took out his wand" to page 194 "They left the room, both smirking in a satisfied sort of way."

## The Great Hall

**Book:** Harry Potter and the Goblet of Fire

Chapter twelve, on page 173, "The Great Hall looked its usual splendid self" and "Hope they hurry up with the Sorting, I'm starving."

## THE HOGWARTS SCHOOL SONG

Rouse your guests with a sing-along to the Hogwarts school song. Don't forget Dumbledore's instructions: Students can pick their favorite tune and sing the words any way they like!

*Hogwarts, Hogwarts, Hoggy Warty Hogwarts,*



*Teach us something please,  
Whether we be old and bald  
Or young with scabby knees,  
Our heads could do with filling  
With some interesting stuff,*



*For now they're bare and full of air,  
Dead flies and bits of fluff,*

*So teach us things worth knowing,  
Bring back what we've forgot,  
Just do your best, we'll do the rest,  
And learn until our brains all rot.*





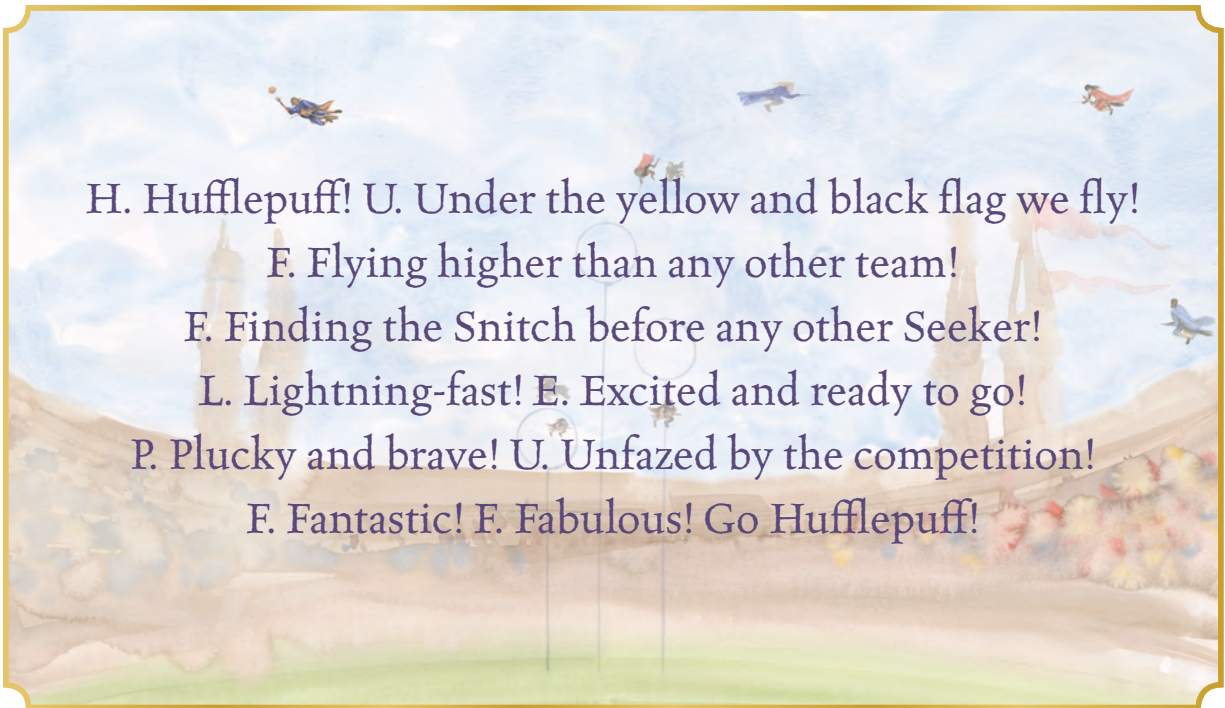
## Wizarding Games & Activities

# QUIDDITCH CHEER!

Ask your guests to form groups of four or five and to work together to come up with a cheer for their house team.

You might like to pick a tune you know so that you can easily sing along, or your cheer could be a chant with no tune at all. You can make up any cheer you like, as long as it is loud and enthusiastic! You might even like to come up with some moves that go with your cheer.

One idea to start you off is to pick out each letter of your house name and come up with a word or sentence that describes the team. Here is an example for the Hufflepuff Quidditch team:



Invite each group to participate in a cheer-off, where each group shouts out their cheer. You might like to award house points for the loudest cheer, the best moves, and the best cheer overall.

## Wizarding Games & Activities

# HOGWARTS HUNT

Hide the following items around your event space. Beside each item is a note suggesting how you might like to craft the object.

Make sure you ask your guests to leave each item where they find it so that everyone can have a chance!

- Dumbledore's copy of *Fantastic Beasts and Where to Find Them* by Newt Scamander (a book wrapped in brown paper with the title marked. You could write "Property of Albus Dumbledore" on a label inside)
- Neville's *Mimulus mimbletonia* (a succulent in a pot, with small red baubles hanging down—to represent boils)
- Hedwig (a soft owl toy)
- Harry's Firebolt (a broomstick with "Firebolt" written on the side)
- The lost diadem of Ravenclaw (a tiara)
- Fang's collar (a large dog collar)
- Trevor, Neville's toad (a soft toad toy or a plastic toy)
- A Golden Snitch (a ping-pong ball painted gold, with paper wings attached)
- Tom Riddle's diary (a small notebook with the initials "T.M. Riddle" on the cover)
- Arnold, Ginny's Pygmy Puff (a pink fluffy ball with googly eyes attached)
- Puking Pastilles (draw and cut out a set of small sweets that are orange on one side and purple on the other)

Give each guest or team of guests a copy of the checklist and ask them to put a tick next to each item as they find it. Or, if you made a "Marauder's Map" of your event space, make copies and hand them out so that guests can mark off each item on their maps.

### HOGWARTS HUNT CHECKLIST

I have found:

- Dumbledore's copy of *Fantastic Beasts and Where to Find Them* by Newt Scamander
- Neville's *Mimulus mimbletonia*
- Hedwig
- Harry's Firebolt
- The lost diadem of Ravenclaw
- Fang's collar
- Trevor, Neville's toad
- A Golden Snitch
- Tom Riddle's diary
- Arnold, Ginny's Pygmy Puff
- Puking Pastilles



## Wizarding Games & Activities

# COLOR IN A HOUSE CREST

Color in your own Hogwarts house crest door hanger. Don't forget the house colors: scarlet and gold for Gryffindor, yellow and black for Hufflepuff, green and silver for Slytherin, and blue and bronze for Ravenclaw.

When you have colored in your crest, cut out the hole at the top to make a door hanger.



Art by Brian Selznick © 2018 by Scholastic Inc.



ARTHUR A. LEVINE BOOKS

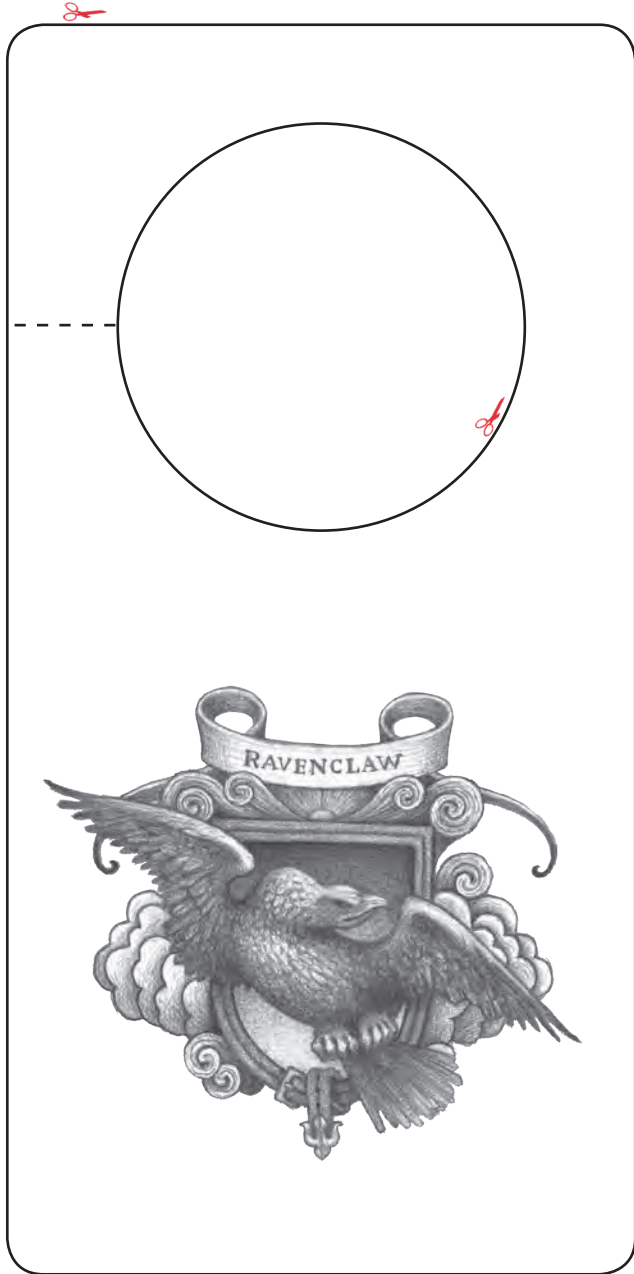
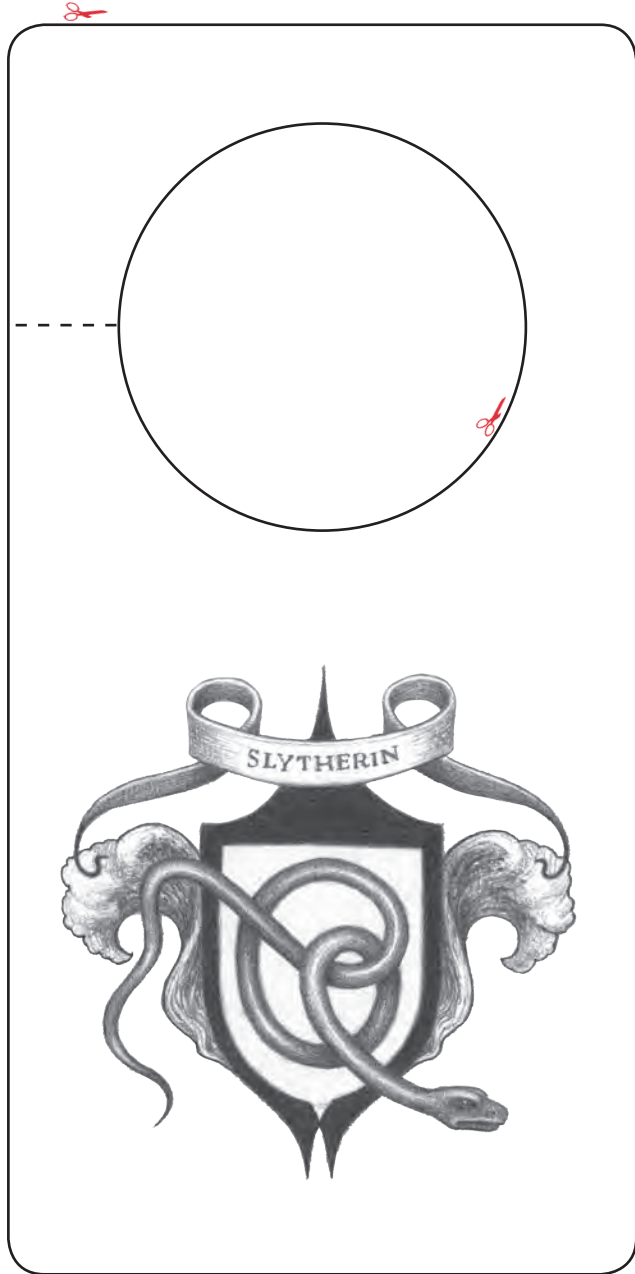
**SCHOLASTIC**



#HarryPotterBookNight

[scholastic.com/harrypotterbooks](http://scholastic.com/harrypotterbooks)





#HarryPotterBookNight



[scholastic.com/harrypotterbooks](http://scholastic.com/harrypotterbooks)






## Wizarding Games & Activities

# DESIGN A SOCK FOR DOBBY

*"Socks are Dobby's favorite, favorite clothes, sir!"*

Knowing how much Dobby loves socks, use the craft materials from the previous activity to decorate the sock below. The wilder and weirder the better!

Once you've finished making your sock, cut it out and show it to others. Find a partner and make your socks into an odd pair that you think Dobby would like.



#HarryPotterBookNight



**SCHOLASTIC**

[scholastic.com/harrypotterbooks](http://scholastic.com/harrypotterbooks)



## Wizarding Games & Activities

# HOGWARTS WORD SEARCH

Hunt out these Hogwarts-themed words in the grid below. Words can read up, down, across, diagonally, and backwards.

CHARMS  
DUMBLEDORE  
FANG  
FAWKES  
GRYFFINDOR  
HAGRID  
HUFFLEPUFF  
LUPIN  
MCGONAGALL  
POTIONS  
QUIDDITCH  
RAVENCLAW  
RON  
HARRY  
HERMIONE  
SLYTHERIN  
SNAPE

D	H	R	O	N	S	F	P	W	A	B
Q	U	S	C	I	L	A	O	A	D	L
U	F	M	E	P	Y	W	T	L	H	L
I	F	R	B	U	T	K	I	C	E	A
D	L	A	H	L	H	E	O	N	R	G
D	E	H	A	A	E	S	N	E	M	A
I	P	C	G	F	R	D	S	V	I	N
T	U	F	R	A	I	R	O	A	O	O
C	F	G	I	N	N	H	Y	R	N	G
H	F	A	D	G	S	N	A	P	E	C
G	R	Y	F	F	I	N	D	O	R	M



#HarryPotterBookNight



[scholastic.com/harrypotterbooks](http://scholastic.com/harrypotterbooks)





## Wizarding Games & Activities

# WHO SAID IT?

Can you work out which quote belongs to which professor or teacher? Have your guests form groups of three or four. Read out each of the quotes below and have each group write down who they think said it. You can make this activity a little easier by first writing on a board for all to see the names of the professors that the groups can choose from.

### QUOTES

1. “Harry—yer a wizard.”
2. “You will collect the pus, I say, in these bottles. Wear your dragon-hide gloves, it can do funny things to the skin when undiluted, Bubotuber pus.”
3. “It is our choices, Harry, that show what we truly are, far more than our abilities.”
4. “You may not have seen me before. I find that descending too often into the hustle and bustle of the main school clouds my Inner Eye.”
5. “That suggests that what you fear most of all is—fear. Very wise, Harry.”
6. “Have a biscuit, Potter.”

### PROFESSORS TO CHOOSE FROM

Professor Dumbledore  
Professor McGonagall  
Professor Trelawney  
Rubeus Hagrid  
Professor Sprout  
Professor Lupin

### FOUR BONUS QUOTES FOR AN EXTRA CHALLENGE

7. “Then you will find yourself easy prey for the Dark Lord! . . . Fools who wear their hearts proudly on their sleeves, who cannot control their emotions, who wallow in sad memories and allow themselves to be provoked this easily—weak people, in other words—they stand no chance against his powers!”
8. “It is a myth! It does not exist! There is not a shred of evidence that Slytherin ever built so much as a secret broom cupboard!”
9. “Mars, bringer of battle, shines brightly above us, suggesting that the fight must soon break out again.”
10. “I am very much looking forward to getting to know you all and I’m sure we’ll be very good friends!”

### PROFESSORS TO CHOOSE FROM

Professor Umbridge  
Professor Binns  
Professor Snape  
 Firenze



#HarryPotterBookNight



[scholastic.com/harrypotterbooks](http://scholastic.com/harrypotterbooks)



## Wizarding Games & Activities

# IF I WERE A HOGWARTS STUDENT ...

Fill in the card below to create your own Hogwarts student profile. What is your favorite subject? Who is your favorite professor? If you could join a school club, what would it be? You could be a member of the Gobstones Club, a member of S.P.E.W., a member of the Dueling Club, or you could be a Quidditch player. If there isn't a club for your favorite thing, why not start one? You might like to create a Wizard Chess Club or a Potions Club!

Don't forget to draw a picture of yourself wearing your robes and pointed hat!


When you're finished, cut out the card, fold it down the middle, and stick it back to back.



<p><b>First name</b></p> <p>.....</p> <p><b>Last name</b></p> <p>.....</p> <p><b>Age</b></p> <p>.....</p> <p><b>Wand (draw or describe)</b></p> <p>.....</p> <p><b>Hogwarts house</b></p> <p>.....</p> <p><b>The pet I brought to Hogwarts is</b></p> <p>.....</p> <p><b>My favorite subject is</b></p> <p>.....</p> <p><b>My favorite professor is</b></p> <p>.....</p> <p><b>I am a member of these clubs</b></p> <p>.....</p>	<p><b>A PICTURE OF ME IN MY HOGWARTS ROBES AND HAT</b></p> 
--	--



#HarryPotterBookNight

 [scholastic.com/harrypotterbooks](http://scholastic.com/harrypotterbooks)





# Wizarding Games & Activities

## ANSWER SHEET

### HOGWARTS WORD SEARCH

D	H	R	O	N	S	F	P	W	A	B
Q	U	S	C	I	L	A	O	A	D	L
U	F	M	E	P	Y	W	T	L	H	L
I	F	R	B	U	T	K	I	C	E	A
D	L	A	H	L	H	E	O	N	R	G
D	E	H	A	A	E	S	N	E	M	A
I	P	C	G	F	R	D	S	V	I	N
T	U	F	R	A	I	R	O	A	O	O
C	F	G	I	N	N	H	Y	R	N	G
H	F	A	D	G	S	N	A	P	E	C
G	R	Y	F	F	I	N	D	O	R	M

### WHO SAID IT?

1. Rubeus Hagrid
2. Professor Sprout
3. Professor Dumbledore
4. Professor Trelawney
5. Professor Lupin
6. Professor McGonagall

### BONUS QUOTES

7. Professor Snape
8. Professor Binns
9. Firenze
10. Professor Umbridge



#HarryPotterBookNight



[scholastic.com/harrypotterbooks](http://scholastic.com/harrypotterbooks)



## Wizarding Games & Activities

# THE HIDDEN HOGWARTS QUIZ

How well do you really know Hogwarts? Get ready to run the ultimate Hogwarts quiz and find out if you know your History of Magic from your Muggle Studies, your Room of Requirement from your Shrieking Shack.

### Running the Hidden Hogwarts Quiz

- Divide your trainee wizards and witches into their four house groups: Gryffindor, Hufflepuff, Slytherin, and Ravenclaw.
- Hand out the answer sheet template and call out the questions, giving each house time to write down their answers.
- Have the houses swap their quiz sheets with one another to mark each other's as you call out the answers.
- Record the points on your house points chart below. You can draw this on a chalkboard, whiteboard, flip chart, or a big sheet of paper.

## HOUSE POINTS

	Gryffindor	Hufflepuff	Slytherin	Ravenclaw
<b>Round 1:</b> HOGWARTS FACTS AND HISTORY				
<b>Round 2:</b> SECRET ROOMS, TUNNELS, AND PASSWORDS				
<b>Round 3:</b> GHOSTS				
<b>Round 4:</b> HOGWARTS MISCELLANY				



#HarryPotterBookNight



[scholastic.com/harrypotterbooks](http://scholastic.com/harrypotterbooks)





# QUIZMASTER'S SHEET

## Round 1: HOGWARTS FACTS AND HISTORY

### Question 1 for 10 points:

The school year at Hogwarts begins on which day?

**Answer:** September 1<sup>st</sup>

### Question 2 for 20 points:

Which of these professors has not been a headmaster or headmistress at Hogwarts?

- a. Dolores Umbridge
- b. Filius Flitwick
- c. Severus Snape

**Answer:** b. Filius Flitwick

### Question 3 for 50 points:

Which four wizards and witches founded Hogwarts?

**Answer:** Godric Gryffindor, Helga Hufflepuff, Rowena Ravenclaw, and Salazar Slytherin

### Question 4 for 100 points:

Hogwarts is hidden from Muggles. What do Muggles see when they look at the school?

**Answer:** An old ruin with a sign over the entrance saying DANGER, DO NOT ENTER, UNSAFE

### Question 5 for 150 points:

Which accolade did Harry Potter's parents, James and Lily, hold in their time at Hogwarts?

**Answer:** Head Boy and Head Girl

## Round 2: SECRET ROOMS, TUNNELS, AND PASSWORDS

### Question 1 for 10 points:

What is the name of the room in Hogwarts that you can only find when you have real need of it?

**Answer:** The Room of Requirement

### Question 2 for 20 points:

The Marauder's Map shows how many secret passageways out of Hogwarts?

**Answer:** Seven

### Question 3 for 50 points:

Name one of the passwords given to access the Gryffindor common room.

**Bonus 5 points for each additional answer.**

**Answer:** Abstinence, balderdash, banana fritters, baubles, *Caput Draconis*, dilligrout, fairy lights, flibbertigibbet, *Fortuna Major*, *Mimbulus mimbletonia*, oddsbodikins, pig snout, *Quid agis?*, scurvy cur, tapeworm, wattlebird

### Question 4 for 100 points:

The secret passage that leads from Hogwarts to Honeydukes is accessed through which statue found on the third floor corridor?

**Answer:** The statue of a humpbacked, one-eyed witch

**Bonus 10 points if you know the word you need to say when you tap the statue.**

**Answer:** *Dissendium*

### Question 5 for 150 points:

The portrait of which person hides a passageway between the Hog's Head pub in Hogsmeade and the Room of Requirement?

**Answer:** Ariana Dumbledore

# QUIZMASTER'S SHEET

## Round 3: GHOSTS

### Question 1 for 10 points:

What is the name of the poltergeist who haunts Hogwarts?

**Answer:** Peeves

**Bonus 10 points if you can name the only ghost who the poltergeist is scared of.**

**Answer:** The Bloody Baron

### Question 2 for 20 points:

In Harry's second year he was invited to attend what celebration of Nearly Headless Nick's?

**Answer:** His five hundredth Deathday Party

### Question 3 for 50 points:

What house was Moaning Myrtle sorted into?

**Answer:** Ravenclaw

**Bonus 20 points if you can give Moaning Myrtle's real name.**

**Answer:** Myrtle Elizabeth Warren

### Question 4 for 100 points:

Which ghost was the daughter of Rowena Ravenclaw?

**Answer:** Helena Ravenclaw (aka The Gray Lady)

### Question 5 for 150 points:

Why was Sir Nicholas de Mimsy-Porpington (Nearly Headless Nick) sentenced to death?

**Answer:** Lady Grieve had asked him to magically straighten her teeth but instead she grew a tusk

## Round 4: HOGWARTS MISCELLANY

### Question 1 for 10 points:

Hogwarts students take their O.W.L.s in their fifth year, when they are fifteen years old. What do the letters O, W, and L stand for?

**Answer:** Ordinary Wizarding Levels

### Question 2 for 20 points:

Rubeus Hagrid was expelled while raising a large creature called an Acromantula. What is an Acromantula?

**Answer:** A monstrous spider capable of human speech (a magical or giant spider is also acceptable)

### Question 3 for 50 points:

Professor Albus Dumbledore has a scar above his left knee in the shape of what?

**Answer:** The London Underground

### Question 4 for 100 points:

How many staircases are there in Hogwarts castle?

**Answer:** A hundred and forty-two

**For a bonus 50 points:** There is a staircase in Hogwarts with a trick step halfway up, which Neville always forgets to jump. What year was Harry in when he got stuck on the step?

**Answer:** His fourth year

### Question 5 for 150 points:

When Sirius Black was arrested in *Harry Potter and the Prisoner of Azkaban*, he was locked in what room?

**Answer:** Professor Flitwick's office



# THE HIDDEN HOGWARTS QUIZ

## ANSWER SHEET

HOUSE NAME: \_\_\_\_\_

### ROUND 1: Hogwarts Facts and History

1. \_\_\_\_\_ 10 points

2. \_\_\_\_\_ 20 points

3. \_\_\_\_\_ 50 points

4. \_\_\_\_\_ 100 points

5. \_\_\_\_\_ 150 points

ROUND SCORE: \_\_\_\_\_

### ROUND 2: Secret Rooms, Tunnels, and Passwords

1. \_\_\_\_\_ 10 points

2. \_\_\_\_\_ 20 points

3. \_\_\_\_\_ 50 points

\_\_\_\_\_ Bonus points

4. \_\_\_\_\_ 100 points

\_\_\_\_\_ Bonus points

5. \_\_\_\_\_ 150 points

ROUND SCORE: \_\_\_\_\_



#HarryPotterBookNight



[scholastic.com/harrypotterbooks](http://scholastic.com/harrypotterbooks)



# THE HIDDEN HOGWARTS QUIZ

## ANSWER SHEET

HOUSE NAME: \_\_\_\_\_

### ROUND 3: Ghosts

1. \_\_\_\_\_ 10 points

\_\_\_\_\_ Bonus points

2. \_\_\_\_\_ 20 points

3. \_\_\_\_\_ 50 points

\_\_\_\_\_ Bonus points

4. \_\_\_\_\_ 100 points

5. \_\_\_\_\_ 150 points

ROUND SCORE: \_\_\_\_\_

### ROUND 4: Hogwarts Miscellany

1. \_\_\_\_\_ 10 points

2. \_\_\_\_\_ 20 points

3. \_\_\_\_\_ 50 points

4. \_\_\_\_\_ 100 points

\_\_\_\_\_ Bonus points

5. \_\_\_\_\_ 150 points

ROUND SCORE: \_\_\_\_\_

TOTAL SCORE: \_\_\_\_\_



#HarryPotterBookNight



[scholastic.com/harrypotterbooks](http://scholastic.com/harrypotterbooks)





# BONUS IDEAS FOR SCHOOLS

Are you running **Harry Potter Book Night** at your school? For one day only, why not transform your school into Hogwarts? Use the ideas below to plan a day of magical events at your very own Hogwarts School of Witchcraft and Wizardry.

## **SORT YOUR STUDENTS AND TEACHERS**

Allocate each class or year a Hogwarts house.

## **DECORATE YOUR SCHOOL**

Use the suggestions in this guide as inspiration to decorate classrooms, halls, or other areas of your school. You could even rename the classrooms as Hogwarts classrooms and the teachers as Hogwarts professors.

## **DESIGN YOUR OWN SCHOOL CREST**

Pick four objects, animals, or icons that are important to your school or that represent your school's values to draw in the four corners of a crest. Decide on your school colors and come up with a magical school motto.

## **HOST AN ASSEMBLY FOR THE WHOLE SCHOOL**

- The head teacher reads the WIZARDING Welcome
- The school sings the Hogwarts school song
- A group of students read out a favorite scene from the book
- Organize a parade and award prizes for Best Costume

## **CREATE A FANZINE OR NEWSPAPER**

This could be one of your own invention, or you could use the *Daily Prophet*, *Witch Weekly*, or the *Quibbler* as inspiration.

### **Roles to assign to students:**

- Editor
- News reporter
- Photographer
- Sports correspondent
- Features columnists
- Magizoologist, to write tips for looking after magical creatures
- Seer, to write predictions of the future
- Book reviewer
- Recipe writer or food reviewer
- Muggle news writer to report on Muggle stories that might interest your wizarding community
- Agony wizard, to solve any wizarding problems
- Personal advertisement curator, to collate a list of magical items for sale
- Designer/art director

## **HOUSE CUP WINNER**

Award the House Cup to the winning house. You could do this presentation either at the end of the day or at an assembly the following day.

*Lumos is a spell I created in Harry Potter  
to bring light into dark places . . .*

*There are eight million children around the world  
living in institutions or so-called “orphanages”.*

*Most of these children are not orphans, but  
separated from their families because of poverty,  
disability, natural or man-made crisis, and a lack of  
access to services that can help support and keep  
vulnerable families together.*

*J.K. Rowling*

Lumos is J.K. Rowling’s award-winning international children’s charity that helps to provide children in these difficult situations with a safe and happy family instead of life in an orphanage.



To find out more about how you can help Lumos, including how to make Lumos your chosen annual charity, contact the fundraising team at [fundraising@wearelumos.org](mailto:fundraising@wearelumos.org) or visit [wearelumos.org/get-involved/fundraise](http://wearelumos.org/get-involved/fundraise)

With your support, Lumos can rescue children and reunite families. Visit [www.wearelumos.org](http://www.wearelumos.org).


You can connect with Lumos through our [Instagram](#), [Facebook](#), and [Twitter](#) accounts and let us know about your fundraising activities.



Get ready to  
share the magic!

# Harry Potter

BOOK  
NIGHT



ARTHUR A. LEVINE BOOKS



#HarryPotterBookNight

[scholastic.com/harrypotterbooks](http://scholastic.com/harrypotterbooks)