

Froggy Song

Operations and Algebraic Thinking

- Use number lines and number sentences to count by fives
- Compare numbers
- Add a one-digit number to a two digit number

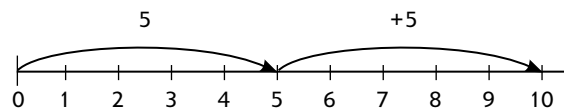

Key Vocabulary

groups of, repeated addition, five more

Level E

Read and Talk Math

- Read aloud *Froggy Song*. On each page ask: *How many groups of frogs are singing? How many frogs are in each group? Count in fives to calculate how many singing frogs there are altogether.*
- Read the story again as far as 30 little froggies croaking in the pond. Ask the children to recall what happens next (a giant snake scares the frogs away). Say: *Imagine that there is no snake but instead five more froggies come along. How many groups would there be now? How many frogs? Continue extending the story until you have 50 frogs.*
- Read as far as 10 little froggies croaking in the pond. Draw a number line on the board (as below) to show the repeated addition illustrated on these pages ($5 + 5 = 10$). Then, demonstrate how to represent the repeated addition as multiplication ($2 \times 5 = 10$). Repeat for other pages in the book, modeling and encouraging the use of related vocabulary (e.g., “multiplied by,” “groups of”).



Read and Do Math

- Ask the children in pairs to re-read *Froggy Song* and write a multiplication equation to represent the repeated addition illustrated on each page.
- Practice counting forward and backward in fives using a 100-square or a counting stick. Ask: *What do you notice about the numbers?* (They end in 5 or 0.)
- Play “Speedy Show Me!” by calling out calculations that involve counting by fives. Ask the children to show their answers on small whiteboards or by holding up number cards.
- Present to children some simple word problems involving counting by fives. For example: *There are six nickels in the purse. A nickel is a five cent coin. How many cents altogether is that? Three vases each have five flowers in them. How many flowers altogether?*
- Discuss that there are different ways to count to 50. Use a number line to help children compare counting by ones, twos, fives, and tens. Encourage children to share which way was easiest, and which was hardest and why.


Practice Math

- Pair off children into groups of two with a copy of the reproducible page, some counters, and a six-sided die. Invite the pairs to play the game Race to 50. Have children take turns rolling the die and moving the appropriate number of spaces on the track. If a child lands on a space with a star and can count by fives to the number shown, he or she gets to move up one space. Play until one child reaches the finish line. Provide practical apparatus/number lines for the children to use to help them count by fives.



Name _____ Date _____

Race to 50



Dear Family

The game will help your child practice counting by fives and learning addition facts. You will need counters to move around the board, a six-sided die, a pencil, and paper to help work out counting by fives with a number line. If a player lands on a star he or she earns the opportunity to move up one space for explaining how to count by fives to reach that number. Play until one person reaches the finish line.